

Bosch ADS Software Update – January 2023

Ver 5.5

<https://www.boschdiagnostics.com/diagnostic-systems>

Version 5.5 update includes more model year **2023 & 2022** vehicle coverage and additional **ADAS** calibrations. 18K new special tests & over 600 new system applications added in this update.

5.5 also introduces exciting **new software user interface improvements** to better indicate **Tablet-VCI-Vehicle communication** status. Further improvements to VCI LED operation and connectivity bug fixes are also included this this update.

Software and coverage feature details provided in these release notes.



ADS X

ADS

Coverage Highlights (More Details start on Page 4)

2023 Coverage added – DTC, Data support and Bi-Directional functions

- **Hyundai** – Santa Cruz

2022 Coverage added – DTC, Data support and Bi-Directional functions

- **Volvo** - S60 T8 Polestar, S60 T8 Recharge Inscription, S60 T8 Recharge R-Design, S60 T8 Recharge R-Design Expression, V60 T8 Recharge Polestar, V60 Cross Country T5, V90 Cross Country B6, XC90 T8 Recharge Inscription, XC90 T8 Recharge Inscription Expression, XC90 T8 Recharge R-Design

Multiple Models and Years Coverage added - Bi-Directional functions

ADAS* – New ADAS calibration coverage:

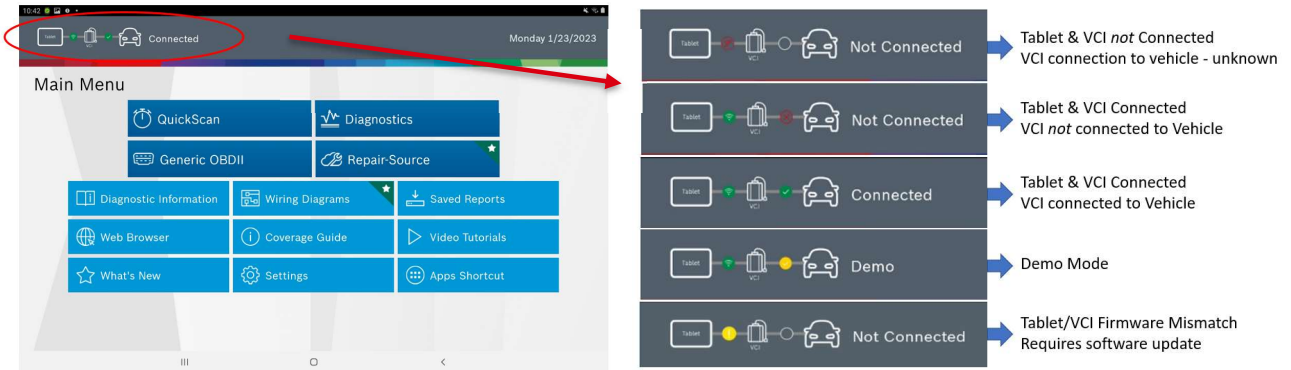
- **2023 Coverage:**
 - Audi – Coverage for 8 New models for MY2023
 - Chrysler/Jeep/RAM – Coverage for 7 New models for MY2023
 - Volkswagen – Coverage for 7 New models for MY2023
 - Volvo – Coverage for 3 New models for MY2023
- **2022 Coverage:**
 - Additional Feature Coverage for 22 MY2022 Models

**All Dynamic ADAS calibrations are included in standard ADS Tool Subscription. Static calibrations that require ADAS targets and fixtures require additional ADAS Subscription used with ADS 625/625X.*

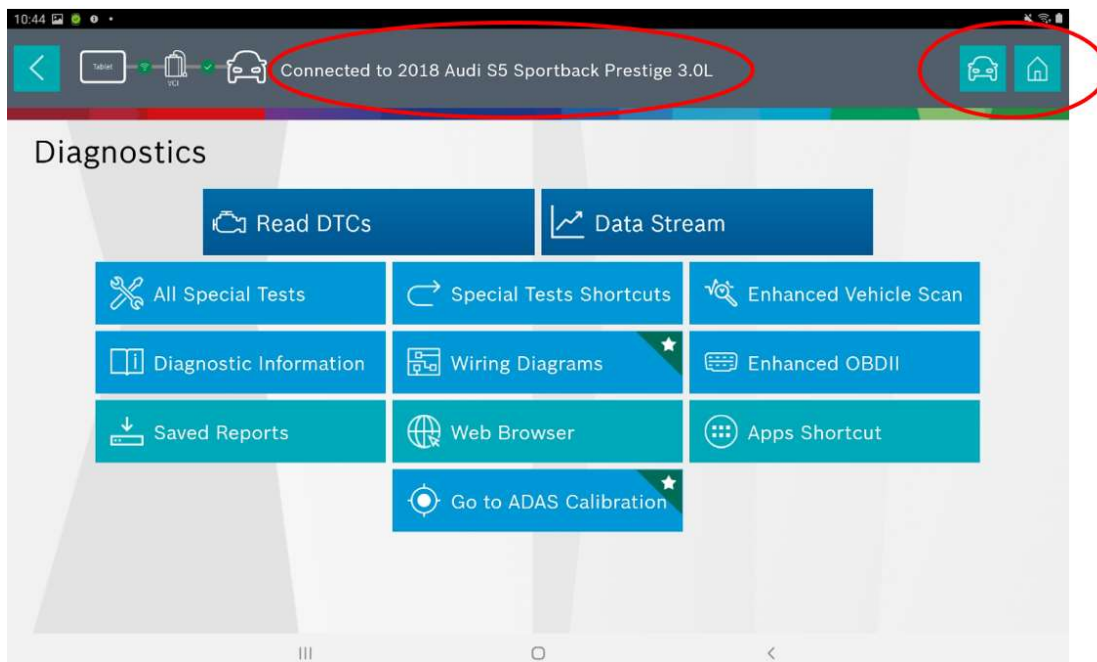
Software Highlights

Tablet / VCI / Vehicle - Communication Improvements

- **Communication Status Icons** – New icons now available in the header bar throughout the software indicating Tablet to VCI and VCI to vehicle connectivity
- Location and definitions illustrated below:

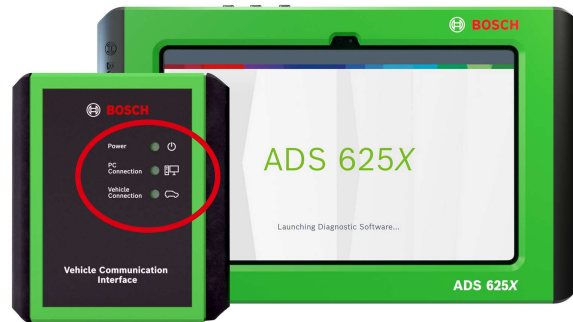


- When a vehicle is selected, the software will also still display the vehicle/systems that are connected
- Change Vehicle and Home Icons have been abbreviated to allow more room for vehicle description text



Tablet / VCI / Vehicle - Communication Improvements – con't

- **VCI LED Operation** – LEDs on VCI refined to better indicate VCI connection status
 - Upon powering the VCI, all 3 LEDs will blink during boot up
 - Power LED will stay constant when VCI Power is ready
 - PC Connection LED will stay constant when VCI is connected to tablet
 - Vehicle Connection LED will illuminate when VCI is connected to vehicle, and..
 - Stay constant when not communicating with vehicle
 - Blink when communicating with vehicle



- **Improved Tablet-VCI-Vehicle stability**
 - Various connection and communication issues resolved and included in this update

New Coverage Details – USA Domestic

New Chrysler/Dodge/Jeep/Ram Coverage

130 new Adjustment type special tests:

Clear TPM Sensor Rolls Test Results, Clear TPM Sensor Warnings, Proxi Configuration Alignment, Tire Pressure Sensor Registration, Trailer Hook Presence Disabling, Trailer Hook Presence Enabling, Update Front and Rear Axle Nominal Tire Pressure Values, VIN Lock, ABS Bleed Brakes, ABS Initialization, Active Grill Shutter Replaced, Actuator Calibration, Auto High Beam Demo Mode Test, Bleed Brakes, Brake Pedal Calibration, CAM Crank Relearn Routine, Change Country Code, Channel Output Test, Check PCM VIN, Clear DEF Pump Learned Offset Values, Clear Engine Auto Restart Crank Counter, Clear Learning Value, Clear Stored Accumulated Fuel Mass, Clear TPM Sensor Rolls Test Results, Clear Variable Line Pressure Counters, Closed Coupled Replacement, Configure License Plate Size, Coolant Three Way Valve Replaced, Coolant Three Way Valve, Diesel Particulate Filter Regeneration, DPF Pressure Sensor Reset, DPF Regen, DPF Replacement, Driving Regeneration Request, Dual Alternator Enable/Disable, Dual Fuel Tank Enable / Disable, ECU Replacement With Value Transfer, EGR Coolant Regeneration, EGR Low Pressure Learn, EGR System Test, EGS Initialization, Emissions Rolls Test Mode, Enable / Disable Vehicle Features, Enable/Disable Seatbelt Minder Chime, Engine Idle Shutdown Feature Enable/Disable, EPB Service Procedures, Exhaust Phaser 1 Cleaning, Exhaust Phaser 2 Cleaning, Exit Shipping Mode, FCM Enable Emissions Rolls Test Mode, Fleet Pin Reset, Headlamp Leveling, HVAC Actuator Calibration Test, Idle Shutdown Timer Adjustment, Initialize ABS, Initialize Cluster Configuration w/o Odometer Affect, Initialize CVT, Initialize ORC, Injector Quantity Adjustment, Intake Phaser 1 Cleaning, Intake Phaser 2 Cleaning, Key FOB Identification, KeySense PIN Reset, Learn ETC, Light Rain Sensor Calibration, Mass Air Flow Sensor Initialization, Microphone Output Short Test, Microphone Tone Test, Most Recent Cool Down Test Results, New Engine Installed, Non-Volatile Memory Reset, OCM System Verification Test, Oil Change Light Reset, Oil Change Monitor Type, Oil Life Restore, Program Engine Serial Number, Program Tire Sensor Identifications, Program Tire Size, Program Variant Coding, PTO RPM Adjustment, PTO Settings, Quick Learn, Quicklearn 62TE, Quicklearn Non RFE, Quicklearn RFE, RAM Active Air Box Calibration, Remote Start Temporary Disable, Reset Adaptive Values, Reset After Replacement Of Lambda Sensor, Reset ECU, Reset Enhanced Automatic Oil Change Indicator, Reset Error Free Operation Time to 40 Hours, Reset H2O Lamp, Reset Memory, Reset of Lambda Values, Reset of SCR Long Term Adaptation Factor, Reset Parameters to Default, Reset SCR Mileage Counter to 200 Miles, Reset VCM Adaptives, Reset Zero Fuel Quantity Calibration, Rollover Detection, SCR DEF Tank Fluid Level Filter Reset, SCR System After ECU Replacement Procedure, SCR System Catalyst Reset, SCR System Dosing Module Replacement, SCR System Pressure Line Replacement, SCR System Tank or Pump Replacement, SCR System Wiring Harness Replacement, Sensor Wiring Test, Service Procedures, Set Max Cruise Speed, Set Max Vehicle Speed, Snorkel Output Test, Stationary Desoot (DPF Regen), Store Learned TCU Adaptives, TCC Break In, TCM Reset Learned Adaptives Routine, Tip Start Temporary Disable, Tire Pressure Sensor Registration, TLC Learn, Turbo Actuator Pre-Align / Self Calibrate, Turn off Gain Mode Override, Update Pressure Thresholds, Valve Body Solenoid Learn, VGT Learn, VGT Sector Gear Hysteresis Test, View/Reset Duty Cycle Maps, VIN Lock, Write Pinion Factor, Write VIN

1245 new Actuation type special tests:

Actuate All Heaters, Actuate All Vents, Antenna Power, Assist Call Button Green LED, Assist Call Button Red LED, Assist Call Green Day PWM, Assist Call Green Night PWM, Assist Call Red Day PWM, Assist Call Red Night PWM, Background LED Illumination Level, Backlight 1 Level,

Backlight 2 Level, Backlight 3 Level, Backlight 4 Level, Backlight 5 Level, Backlight 6 Level, Backlight 7 Level, Backlight 8 Level, Backlight Leds Control, Command Key Unlock, Command Shift Lock, Door Handle Power Control, Door Handle Power, Door Handle Verification Test, E-Call Button Backlight LED, E-Call Button Green LED, E-Call Button Red LED, E-Call Green Day PWM, E-Call Green Night PWM, E-Call Red Day PWM, E-Call Red Night PWM, F L Heat Seat Request - Output, F L Vent Seat Request - Output, F R Heat Seat Request - Output, F R Vent Seat Request - Output, Gear Lever Position Display Test, Heated Steering Wheel Request - Output, Immobilizer Antenna, Indicator LED Illumination Level, Indicator Leds Control, Key lock command, Knob LED control, Left Turn Light, Locate Learned Keys, Loud Speaker Test, Microphone Test, R L Heat Seat Request - Output, R R Heat Seat Request - Output, Rear Fog Light, Rear Left Position Light, Rear Right Position Light, Redundant Ignition RUN/START Feed Output Control, Redundant Ignition RUN-START Feed Output, Reverse Gear Light, Right Turn Light, Shift Lock Command, ShiftLock, SSB BACKLIGHT Control, Stop Light, Tire Pressure Warning Lamp, TPM Sensor Rolls Test, TPMS Failure Lamp, TPMS Generic Failure Monitoring Lamp, TPMS Warning Light, Under Inflation Lamp, Under Inflation Monitoring Lamp, User Interface Test, 1st Gear Clutch Test (62TE), 1st Gear Clutch Test (Non-RFE), 1st Gear Clutch Test (RFE), 2-3 Skip Shift Solenoid Control State, 2-4 Solenoid State, 2-4 Solenoid, 2C Or 2-4 Solenoid, 2nd Gear Clutch Test (62TE), 2nd Gear Clutch Test (Non-RFE), 2nd Gear Clutch Test (RFE), 2nd Prime Gear Clutch Test (RFE), 3rd Gear Clutch Test (62TE), 3rd Gear Clutch Test (Non-RFE), 3rd Gear Clutch Test (RFE), 4 Low Indicator, 4C Solenoid State, 4C Solenoid, 4th Gear Clutch Test (62TE), 4th Gear Clutch Test (Non-RFE), 4th Gear Clutch Test (RFE), 4WD AUTO Indicator, 4WD Auto, 4WD Indicator, 4WD LED, 4WD Lock Indicator, 4WD Low, 4WD Neutral Indicator, 4WD, A/C Compressor Clutch Relay Control State, A/C Select, A/C, ABS fault Lamp, ABS Lamp, ABS Light, ABS, A-C Button, A-C Compressor Clutch Relay Control State, AC emergency shut off, AC Indicator, A-C INDICATOR, AC Off For Vehicle Manoeuvring, AC Request, A-C Request, A-C Select, Activate Driver and Passenger Head Restraints, Activate Fuel Lift Pump, Activate TPM High Gain Mode, Active Exhaust Valve 1, Active Exhaust Valve 2, Active Grill Shutter Test, Actuate All Heaters, Actuate All Seat Heaters, Actuate All Vents, Actuator Test For SCR Device Relay, Actuator Test For Scrdevrly, Actuator Test Of Urea Back Flow Pump Actuator, Adjustable Pedal Disable Relay, Aftertreatment System Performance Test, Air Bag Lamp, Air Bag Light, Air Bag, Air Condition Relay Control, Air Condition, Air Dam Test, All Doors/Central Locks, All Doors-Central Locks, Alternator Current Limit, Alternator Field Control State, Alternator Field Duty Cycle, Alternator Field Duty-Cycle, Alternator Output Voltage Setpoint, Alternator Test, Alternator Voltage Set Point Value, Ambient Temperature, AMP Output Short Test, AMP Output Tone Test, ANC Output Short Test, Antenna Power, Assist Call Button Green LED, Assist Call Button Red LED, Assist Call Green Day PWM, Assist Call Green LED Control PWM, Assist Call Green Night PWM, Assist Call Red Day PWM, Assist Call Red LED Control PWM, Assist Call Red Night PWM, Audio Test For Subwoofer Specific, Audio Test, Audio Video Signal Detection, AUTO Button, Auto Indicator, AUTO LED, Auto Shutdown (ASD) #1 Relay Control State (Left Bank), Auto Shutdown (ASD) #2 Relay Control State (Right Bank), Auto Shutdown (ASD) Relay Control State, Auto Shutdown Relay Control State, Auxiliary Coolant Pump, Auxiliary Fuel Pump, Average Ambient Temperature, BACK button, Background LED Illumination Level, Background LED State, Backlight 1 Level, Backlight 2 Level, Backlight 3 Level, Backlight 4 Level, Backlight 5 Level, Backlight 6 Level, Backlight 7 Level, Backlight 8 Level, Backlight Control, Backlight Control-Backlight PWM1, Backlight Control-Backlight PWM2, Backlight Control-Backlight PWM3, Backlight Control-Backlight PWM4, Backlight Control-Backlight PWM5, Backlight Control-Backlight PWM6, Backlight Control-Blue Driver/Passenger Temp Down, Backlight Control-Display PWM, Backlight Control-HVAC Recirc/AC/Front Def/Rear Def, Backlight Control-LED Jewel Indicator auto, Backlight Control-LED Jewel Indicators excluding Auto, Backlight Control-Red Driver/Passenger Temp Up, Hazard, Backlight Control-Sapphire Blue Enter/Mute Knobs, Backlight Control-Sapphire Blue HVAC Auto/Fan Off, Backlight Control-Sapphire Blue Knob Halo Rings,

Backlight Control-Sapphire Blue Lower Row Switchbank Buttons, Backlight Control-Sapphire Blue Screen Off, Back Buttons, Backlighting: Driver Temp Down, Pass Temp Down, Backlighting: Driver Temp Up, Pass Temp Up., Backlighting: Knob Halo White Backlighting, Backup Alarm, Baggage Lamps, Balance Settings, Bass Settings, Battery Bad (Red), Battery Good (White), Battery LED 1, Battery LED 2, Battery LED 3, Battery LED 4, Battery LED 5, Battery LED 6, Battery LED 7, Battery LED 8, Battery LED 9, Battery Voltage LEDs, Bed Lamp, Blower Motor Speed, Blue Cooled Seat Indicators, Blue Heated Seat Indicators, Blue Temperature Bar, Boost Low Pressure Actuator, Boost Pressure Actuator, Boost Pressure, Both Headlamps Max High Position, Both Headlamps Max Low Position, Brake Indicator, Brake Light, Brake State Output, Brake Switch, BRAKE Text, Brake Warning Lamp, BTSI Coil Output Control, BTSI Control, BTSI Solenoid, Button 11 (Spare), Button 14 (Spare), Button 15 (Spare), Button 16 (Spare), Button 24 (Spare), Button 6 (Spare), Button 7 (Spare), Button 8 (Spare), Button Indicators, Buttons/Encoder Control-Button 1 (Front Defrost), Buttons/Encoder Control-Button 10 (FCW), Buttons/Encoder Control-Button 12 (Back), Buttons/Encoder Control-Button 13 (Screen Off), Buttons/Encoder Control-Button 14 (ESP), Buttons/Encoder Control-Button 16 (PTS), Buttons/Encoder Control-Button 17 (Mute), Buttons/Encoder Control-Button 18 (Enter), Buttons/Encoder Control-Button 19 (Rear Defrost), Buttons/Encoder Control-Button 2 (Driver Temp Up), Buttons/Encoder Control-Button 20 (Passenger Temp Down), Buttons/Encoder Control-Button 21 (Auto), Buttons/Encoder Control-Button 22 (Driver Temp Down), Buttons/Encoder Control-Button 23 (Recirc), Buttons/Encoder Control-Button 3 (Fan Off), Buttons/Encoder Control-Button 4 (Driver Temp Up), Buttons/Encoder Control-Button 5 (AC), Buttons/Encoder Control-Button 9 (Eco), Buttons/Encoder Control-Rotary 1 Detents (Volume), Buttons/Encoder Control-Rotary 1 Direction (Volume), Buttons/Encoder Control-Rotary 2 Detents (Fan), Buttons/Encoder Control-Rotary 2 Direction (Fan), Buttons/Encoder Control-Rotary 3 Detents (Tune), Buttons/Encoder Control-Rotary 3 Direction (Tune), Buttons/Encoder Control-Rotary 4 Detents, Buttons/Encoder Control-Rotary 4 Direction, Buzzer Control, Cabin Temperature Sensor, Cargo Lamp, Cargo Light Indicator, Cargo Light, Catalyst Efficiency Test, CEGR H-Bridge Valve Duty Cycle, Center High Mount Stop Lamp, Center Stop Lamp, Central high mounted Stop Light (CHMSL), Channel 1 Audio Control, Channel 10 Audio Control, Channel 11 Audio Control, Channel 12 Audio Control, Channel 2 Audio Control, Channel 3 Audio Control, Channel 4 Audio Control, Channel 5 Audio Control, Channel 6 Audio Control, Channel 7 Audio Control, Channel 8 Audio Control, Channel 9 Audio Control, Charge Air Cooler Coolant Pump, Charge Port Lock Motor, Charge Port Un-Lock Motor, Check Engine - MIL Lamp, Check Engine MIL Lamp, Check Engine-MIL (Malfunction Indicator Lamp), Check PCM Odometer, CHMSL Lamp, Clutch Signal To ECM Output Control, CNG Indicator, CNG Injector Relay, CNG Shut Off Relay, CNG/Gasoline Forced Fuel Type, Cold Start Aid Driver 1 Output, Cold Start Aid Driver 1, Compressed Natural Gas, Compression Test, Compressor Current, Control All Solenoids, Convenience/Reading Lamp, Convenience-Reading Lamp, Coolant Bad Indicator, Coolant Good Indicator, Coolant High Temperature Auxiliary Electric Pump, Coolant Temp LED 1, Coolant Temp LED 2, Coolant Temp LED 3, Coolant Temp LED 4, Coolant Temp LED 5, Coolant Temp LED 6, Coolant Temp LED 7, Coolant Temp LED 8, Coolant Temp LED 9, Coolant Temp LEDs, Coolant Temperature, Coolant Three Way Valve Test, Cooldown Test, Cooled EGR H-Bridge Valve System Test, Cooled Seat Driver High Indicator, Cooled Seat Driver Low Indicator, Cooled Seat Driver Med Indicator, Cooled Seat Passenger High Indicator, Cooled Seat Passenger Low Indicator, Cooled Seat Passenger Med Indicator, Cooler Bypass Valve, Cooling Valve Position, Courtesy Lamps, Crankcase Ventilation Heater, Crankcase Ventilation, Cyl 1 Deactivation Sol Cntrl State, Cyl 6 Deactivation Sol Cntrl State, Cyl 7 Deactivation Sol Cntrl State, Cylinder 1 Deactivation Solenoid Control State, Cylinder 4 Deactivation Solenoid Control State, Cylinder 4 Deactivation Solenoid, Cylinder 6 Deactivation Solenoid Control State, Cylinder 7 Deactivation Solenoid Control State, Cylinder Balance Test, Dedicated DRL Lamp Left, Dedicated DRL Lamp Right, DEF (Reductant) Pressure Line Heater Test, DEF (Reductant) Tank Heater Test, DEF Dosing Injection Quantity, DEF

Reductant Doser Prime Override Test, DEF Reductant Doser Pump Override Test, Diesel Cabin Heat 1, Diesel Cabin Heat 2, Diesel Cabin Heat 3, Diesel Cabin Heater #1, Diesel Cabin Heater #2, Diesel Cabin Heater #3, Diesel Cabin Heater 1, Diesel Cabin Heater 2, Diesel Cabin Heater 3, Diesel Cabin Heater 4, Diesel Fuel Heater Relay, Digital Inputs1 High Memory, Disable Passenger Airbag Lamp Request, Display Start Inhibit Data, Door Handle Power Control, Door Handle Verification Test, Double Start Override Relay, DPF Lamp, DPF Reset Option, DR Solenoid, Driver Cooled Seat, Driver Heated Seat, Driver Side Seat Belt, Driver Temp Detents, Driver Temp Down Button, Driver Temp Rotary Direction, Driver Temp Up Button, DRL, DTI FUEL TRANSFER RLY, DTI LTR CLNT PMP, DTI SPRCHRGR BPV MOTOR, Dual Speed Fuel Pump Relay, Dual Speed Oil Pump Status, Dual Speed Oil Pump, Dual Tank Aux LP Relay, Duct Sensor - Floor Left, Duct Sensor - Floor Right, Duct Sensor - Panel Left, Duct Sensors - Panel Right, Duct Sensors -Panel Right, Duty Cycle Purge Solenoid, EBL Status, E-CALL Backlight LED, E-Call Button Backlight LED, E-Call Button Green LED, E-Call Button Red LED, E-Call Green Day PWM, E-Call Green Night PWM, E-CALL Green Status LED, E-Call Red Day PWM, E-CALL Red Error LED, E-Call Red Night PWM, ECO Button, ECO Indicator, ECO ON-OFF Indicator, ECO, ECVD Compressor PWM Command, ECVD Compressor PWM Command~ECVD Compressor PWM Command, EGR Cooler Bypass, EGR DC Motor Sol Vlv Recir Vlv, EGR Duty Cycle, EGR Hi Pressure Motor Test, EGR Positioner, EGR Throttle Valve, EGR Valve Actuator Test, EGR Valve Replaced, EGR Valve Solenoid Duty Cycle, Electric Thermostat Heater Solenoid Duty Cycle, Electric Thermostat Heater Solenoid, Electric Thermostat Heater, Electric Vacuum Pump, Electric Wastegate Valve, Electronic Stability Control Off, Electronic Stability Control, EMCC VLP Solenoid, Emergency Call Backlight LED PWM, Emergency Call Green LED PWM, Emergency Call Red LED PWM, Emissions Rolls Test Mode Is Active, Engine After Run Coolant Pump, Engine Check Lamp [MIL], Engine Digital Fan 1, Engine Digital Fan 2, Engine Off Injector Toggle Test, Engine RPM Control, Engine Running Injector Kill Test, Engine Temp LEDs, Engine Temperature, Engine Warm Up, Enter Button, Enter Plant Mode, Enter, EPB Failure Lamp, EPB Service, EPB Warning Light, EQ Loudness Test, ESC Disable Lamp, ESC Indicator, ESC Malfunction Lamp, ESC Off, ESC ON-OFF Indicator, ESC, ESCL 12 Volt Feed Control, ESCL Unlock Control, ESIM Forced Monitor Test, ESM Power Supply, ESP button, ESP Light, ETC Indicator Test, ETC Lamp, ETC System Test, ETC Throttle Follower Test, EVAP Purge Valve, Evaporator Sensor Temperature, Evaporator Temp Sensor, Evaporator Temperature Sensor, Exhaust Brake Auto Green, Exhaust Brake Yellow, Exhaust Brake, Exhaust Gas Cooler Bypass Valve, Exhaust Gas Recirculation Valve, Extend Mileage With SCR Active Faults, FAD Feedback Voltage, FAD Lock Request, FAD Supply Voltage, Fade Settings, Fan Clutch PWM Duty Cycle Output, Fan Clutch Test, Fan Off Button, Fan Rotary Detents, FCW Button, Feature Pin, First Pass Cool Down Test Results, First Row Driver Seatbelt Buckle Sensor-Switch, First Row Passengers Seatbelt Buckle Sensor-Switch, Flipper Glass 2, Foot Well, Foot Well/Halo Lamps, Foot Well-Halo Lamps, Front Blower Control, Front Blower Motor, Front Blower Potentiometer Knob Position, Front Blower Speed, Front Collision Off, Front Collision Off, FRONT DEFROST button, Front Defrost Indicator, Front Defrost, Front Fog Lamps, Front Fog, Front Left Heated Seat Button, Front Left Heated Seat Indicator, Front Mode 1 Actuator Position, Front Mode 1 Defrost Actuator Position, Front Mode 2 Panel Actuator Position, Front Mode Actuator Position, Front Mode Door Actuator Position, Front Mode Potentiometer Knob Position, Front Off Road Camera Washer, Front Right Heated Seat Button, Front Right Heated Seat Indicator, Front Temp Potentiometer Knob Position, Front Washer, Front Wiper (High/Low), Front Wiper (High-Low), Front Wiper (On/Off), Front Wiper (On-Off), Front/Rear Washer, Front-Rear Washer, Fuel Filter Heater, Fuel Filter Heating, Fuel filter water level warn lamp, Fuel Filter Water Level Warning Lamp, Fuel Injector 1 Control State, Fuel Injector 1, Fuel Injector 2 Control State, Fuel Injector 2, Fuel injector 3 Control State, Fuel Injector 3, Fuel Injector 4 Control State, Fuel Injector 4, Fuel Injector 5 Control State, Fuel Injector 5, Fuel Injector 6 Control State, Fuel Injector 6, Fuel Injector 7 Control State, Fuel Injector 7, Fuel Injector 8 Control State, Fuel Injector 8, Fuel Injector Balance,

Fuel Injector Cleaning, Fuel Injector, Fuel Level LEDs, Fuel Metering Unit Actuator, Fuel Metering Unit, Fuel Pre Supply Pump, Fuel Pressure Override, Fuel Pressure Regulated O/P (Bar), Fuel Pressure Regulator Valve, Fuel Pressure Regulator, Fuel Pump Relay Control State, Fuel Pump, Fuel System Run Up Test, Functional LED Illumination Level, Functional LED State, Gas Injector Relay, Gasoline Indicator, Gated Park ZFII Output Control, Gated Park ZFII Output, Gear Position, Gear Selection, Generator Ramp Time, Generator Speed Threshold, Glow Lamp, Glow Plug, Glow Relay, Head Rest Relay, Headlamp Washer, Heated Seat Driver High Indicator, Heated Seat Driver Low Indicator, Heated Seat Driver Med Indicator, Heated Seat Passenger High Indicator, Heated Seat Passenger Low Indicator, Heated Seat Passenger Med Indicator, Heated Steering Wheel Button, Heated Steering Wheel indicator, Heated Steering Wheel, Heated Steering Wheel~Heated Steering Wheel, HEV Belt-Driven Coolant Pump Clutch Relay, HEV Engine Aux Heater LIN Coolant Pump, HEV Engine Belt-Driven Coolant Pump Clutch Relay, HEV Fuel Tank Isolation Valve Solenoid, HEV TPIM Inverter LIN Coolant Pump, High Beam Indicator, High Beam Light, High Beam, High Pressure Fuel Rail Test, High Pressure Fuel System Test, High Speed Engine Cooling Fan Control, High Speed Fan, Hill Ascending Button, Hill Ascending Indicator (Select Speed Lamp), Horn, HPCR Duty Cycle Output, HPCR Duty Cycle, HVAC Cool Down Test, HVAC Self Test, I/P Illumination, ICR-HCR Relay, Idle RPM Test, Ignition Coil 1, Ignition Coil 10, Ignition Coil 2, Ignition Coil 3, Ignition Coil 4, Ignition Coil 5, Ignition Coil 6, Ignition Coil 7, Ignition Coil 8, Ignition Coil 9, Ignition Run - Acc 1, Ignition Run - Acc 2, Ignition Run - Start, Ignition Run, Ignition RUN/ACC 1, Ignition RUN/ACC 2, Ignition RUN/START, Ignition RUN-ACC 1, Ignition RUN-ACC 2, Ignition RUN-START, Immobilizer Antenna Test, Indicator Control-A/C Indicator, Indicator Control-Auto Indicator, Indicator Control-FCW Indicator, Indicator Control-Front Defrost Indicator, Indicator Control-Indicator 1 (Auto), Indicator Control-Indicator 10 (SSO), Indicator Control-Indicator 11 (PPA), Indicator Control-Indicator 12 (LDW), Indicator Control-Indicator 2 (AC), Indicator Control-Indicator 3 (Recirc), Indicator Control-Indicator 4 (Front Defrost), Indicator Control-Indicator 5 (Rear Defrost), Indicator Control-Indicator 6 (ECO), Indicator Control-Indicator 7 (FCW), Indicator Control-Indicator 8 (Traction Control), Indicator Control-Indicator 9 (PTS), Indicator Control-LDW Indicator, Indicator Control-Park Sense Indicator, Indicator Control-Rear Defrost Indicator, Indicator Control-Recirc Indicator, Initiate P2BA9 SCR Refill Monitor, Injector Kill Test, Inlet Metering Valve, Inlet Valve FL, Inlet Valve FR, Inlet Valve Left Front, Inlet Valve Left Rear, Inlet Valve LF(Normally Open), Inlet Valve LR (Normally Open), Inlet Valve RF (Normally Open), Inlet Valve Right Front, Inlet Valve Right Rear, Inlet valve RL, Inlet Valve RR (Normally Open), Inlet valve RR, Input Test, Intake Air Throttle Actuator Test, Intake Air Throttle Actuator, Intake Manifold Short Runner Valve (SRV) Solenoid Control State, Intake Manifold Short Runner Valve Solenoid, Intake Manifold Tuning Valve (MTV) Solenoid Control State, Intake Manifold Tuning Valve Solenoid, Intake Port Shut Off, Intake Throttle Duty Cycle Output, Intake Throttle Duty Cycle, Inverter Enable Relay, Inverter Status Indicator, IOD RELAY ON LSD, I-P Illumination, IPC Self Test, IRCM Heater, IRCM Relay Unlock Control, KeySense, KIN ACC LED State, KIN Antenna Power, KIN LED Control, KIN OFF LED State, KIN RUN LED State, KIN Start/Stop LED State, KIN Start-Stop LED State, Knob Lock State, L/U And SEL On Off Solenoid, L/U Solenoid Current, Lamps Actuation-Left leveling actuator position, Lamps Actuation-Right leveling actuator position, Lane Departure Warning ON-OFF Indicator, LC Solenoid, LDP Solenoid, LDW Warning Indicator, Leak Detection Pump Forced Monitor Test, Leak Detection Pump, LED Control-LED 1 (Auto Control), LED Control-LED 2 (EBL), LED Control-LED 3 (Front defrost), LED Control-LED 4 (recirc), LED Control-LED 5 (A/C), Left Rear Tail/Park Lamp, Left Air Catcher LED, Left Auxiliary High Beam, Left Backrest Heat Seat Linear PWM Request -Output, Left Cushion Heat Seat Linear PWM Request -Output, Left Day Light Lamp, Left Front Fog Lamps, Left Front Park Lamp, Left Front Turn Lamp, Left HID Lamp, Left High Beam Shutter, Left High Beam, Left Low Beam, Left Rear AUX Turn Lamp, Left Rear Fog Lamps, Left Rear Tail-Park Lamp, Left Rear Turn Lamp (BUX), Left Rear Turn Lamp, Left Rear Turn/Stop Lamp, Left Rear Turn-Stop Lamp, Left Reartail-Park Lamp, Left Reverse Lamp 2, Left

Reverse Lamp State, Left Reverse Lamp, Left Side Markers, Left Signal Mirrors/Side Repeaters (BUX), Left Signal Mirrors-Side Repeaters (BUX), Left Signature Lamp, Left Solar Sensor Values, Left Temp Down Button, Left Temp Up Button, Left Trailer Tow Turn/Stop Lamp, Left Trailer Tow Turn-Stop Lamp, Left Turn Light, Left Turn Signal Indicator, Left Vent Seat Linear PWM Request - Output, LF Antenna Verification Test, License Plate Lamp WK -Right Rear Rail Lamp WD, License Plate Lamp, Lift Pump Relay, Liftgate Release Motor, Linear Hall, Linear Solenoid A, Linear Solenoid B, Linear Solenoid C, Linear Solenoid D, Linear Solenoid E, Linear Solenoid F, Linear Solenoid G, Locate Learned Keys, LOCK 4WD, Low Fuel, LOW LED, Low Pressure Feed Valve 1, Low Pressure Feed Valve 2, Low Pressure Feed Vlv 1(Normal close), Low Pressure Feed Vlv 2(Normal close), Low Reverse Solenoid, Low-Reverse Solenoid, LR Solenoid, LSU Heater 1, Main Left Temperature Actuator Position, Main/Left Temp Selected, Main-Left Temp. Door Actuator Position, Main-Left Temperature Actuator Position, Malfunction Indicator Lamp, Metering Unit Actuator, Metering Unit, Mid-Range Settings, MIL Lamp, Mirror LED -Day-Night, Mirror LED -ON-OFF, Mode 2 Actuator Position (Defrost Panel Door), Mode Button, Mode, Motorized Thermistor-Cabin Temp, MS Solenoid, Multiair VVA Solenoid 1, Multiair VVA Solenoid 2, Multiair VVA Solenoid 3, Multiair VVA Solenoid 4, MUTE button, Mute Test, Mute, Neutral Gate Test (62TE), Neutral Gate Test (Non-RFE), Neutral Gate Test (RFE), Neutral LED, Neutral, NOx Sensor Replacement, O2 Heater Test, OBD Button 1 Pad 1, OBD Button 1 Pad 2, OBD Button 2 Pad 1, OBD Button 2 Pad 2, OBD Button 3 Pad 1, OBD Button 3 Pad 2, OBD Button 4 Pad 1, OBD Button 4 Pad 2, OBD Button 5 Pad 1, OBD Button 5 Pad 2, OBD Button 6 Pad 1, OBD Button 6 Pad 2, OBD Button 7 Pad 1, OBD PPPA -Pad 1, OBD PPPA -Pad 2, Oil Pressure Bad, Oil Pressure Good, Oil Pressure Lamp, Oil Pressure LED 1, Oil Pressure LED 2, Oil Pressure LED 3, Oil Pressure LED 4, Oil Pressure LED 5, Oil Pressure LED 6, Oil Pressure LED 7, Oil Pressure LED 8, Oil Pressure LED 9, Oil Pressure LEDs, Outlet Valve FL, Outlet valve FR, Outlet valve front left activation, Outlet valve front right activation, Outlet Valve Left Front, Outlet Valve Left Rear, Outlet Valve LF (Normally Closed), Outlet Valve LR (Normally Closed), Outlet valve rear left activation, Outlet valve rear right activation, Outlet Valve RF (Normally Closed), Outlet Valve Right Front, Outlet Valve Right Rear, Outlet valve RL, Outlet Valve RR (Normally Closed), Outlet valve RR, Over Drive Solenoid On Time, Over Drive Solenoid, Over-Drive Solenoid, Overdrive Switch Test (Non-RFE), OverDrive Switch Test (RFE), Overdrive Switch Test, Oxygen Sensor 1 Heater, Oxygen Sensor 1/1 Heater Control State, Oxygen Sensor 1/1 Heater Duty Cycle, Oxygen Sensor 1/2 Heater Control State, Oxygen Sensor 1/2 Heater Duty Cycle, Oxygen Sensor 1-1 Heater Duty-Cycle, Oxygen Sensor 1-2 Heater Duty-Cycle, Oxygen Sensor 2 Heater, Oxygen Sensor 2/1 Heater Control State, Oxygen Sensor 2/1 Heater Duty Cycle, Oxygen Sensor 2/2 Heater Control State, Oxygen Sensor 2/2 Heater Duty Cycle, Oxygen Sensor 2-1 Heater Duty Cycle, Oxygen Sensor 2-1 Heater Duty-Cycle, Oxygen Sensor 2-2 Heater Duty Cycle, Oxygen Sensor 2-2 Heater Duty-Cycle, Oxygen System Heater Test, Parking Brake And Low Brake Fluid, Parttime LED, Passenger Airbag (PAB) Status, Passenger Airbag LED, Passenger Cooled Seat, Passenger Heated Seat, Passenger Occupant Detection Sensor (ODS), Passenger Seat Belt, Passenger Temp Detents, Passenger Temp Down Button, Passenger Temp Rotary Direction, Passenger Temp Up Button, Pilot 1 (USV Front, MCI Front -Normally Open), Pilot 1 (USV LF-RR, MCI LF-RR -Normally Open), Pilot 2 (USV Rear, MCI Rear -Normally Open), Pilot 2 (USV RF-LR, MCI RF-LR -Normally Open), PL Solenoid Current, Pneumatic Intercooler Bypass, Pneumatic Waste Gate, Police Passenger Un-Lock Motor, Position Lamp Telltale, Position Lamp, Position Lights, Power (OFF), Power Down, Power Mirror Feed Relay Control, Power On and Disable User Inputs, PPPA ON-OFF Indicator, PPPA, Pressure Control Solenoid Valve, Pressure Regulator Valve, Pressure Value Correction Shut-Off, Pre-Supply Pump, Priming 1 (HSV Front, LPF Front -Normally Closed), Priming 1 (HSV LF-RR, LPF LF-RR -Normally Closed), Priming 2 (HSV Rear, LPF Rear -Normally Closed), Priming 2 (HSV RF-LR, LPF RF-LR -Normally Closed), Proportional Purge Solenoid, Proportional Purge Solenoid., Proportional Surge Solenoid, PTC Cabin Heater 1 Actuation, PTC Cabin Heater 2 Actuation, PTC Cabin Heater

3 Actuation, PTC Heater Relay 1, PTC Heater Relay 2, PTC Heater Relay 3, PTO, PTS Button, PTS Indicator, PTS ON-OFF Indicator, PTS Switch Simulation, Pump, Purge Solenoid Duty Cycle, Purge Vapors Test, PWM Fan Actuation Test, Radiator Cooling Fan PWM Cntrl State, Radiator Cooling Fan PWM Control State, Radiator Cooling Fan PWM Duty Cycle, Radiator Cooling Fan PWM Duty-Cycle, Radiator Cooling Fan Relay 1 Control State, Radiator Cooling Fan Relay 1,2,3 Control State, Radiator Cooling Fan Relay 2 Control State, Radiator Fan 1 Duty Cycle, Radiator Fan 2 Duty Cycle, Radiator Jalousie ShutterPosition, Radiator-Condenser Cooling Fan Relay 1 Control State, Radiator-Condenser Cooling Fan Relay 2 Control State, Radio Volume, Radio, Rail Pressure Sensor Replacement, Rail Pressure, Ram Active Air Box Test, Ram Box, Range Select Downshift Test Routine, Range Select Downshift Voltage, Range Select Upshift Test Routine, Range Select Upshift Voltage, Read VIN, Ready, Rear Axle Lock, Rear Axle Locker Command, Rear Blower Speed, Rear Blower State, Rear Defrost Button (EBL), Rear Defrost Button, Rear Defrost Indicator, Rear Fog Lamps, Rear Fog Light, Rear Fog, Rear Heated Window, Rear Left Position Light, Rear Mode 1 Actuator Position, Rear Right Position Light, Rear Wiper, RECIRC button, RECIRC Indicator, Recirc, Recirc. Door Actuator Position, Recirculation Door Actuator Position, Recirculation LED, Recirculation pump activation, Recirculation Pump, Red Brake Lamp, Red Hazard Button, Red Heated Seat and Steering Wheel Indicators, RED Heated Seat Indicators, Red Temperature Bar, Redundant Ignition RUN/START Feed Output Control, Redundant Ignition RUN-START Feed Output Control, Remote Start Antenna Test, Reverse Gear Clutch Test (62TE), Reverse Gear Clutch Test (Non-RFE), Reverse Gear Clutch Test (RFE), Reverse Gear Light, Reverse Lockout Solenoid Control State, Reverse Lockout Solenoid, Right Air Catcher LED, Right Auxiliary High Beam, Right Backrest Heat Seat Linear PWM Request -Output, Right Cushion Heat Seat Linear PWM Request -Output, Right Day Light Lamp, Right Front Fog Lamps, Right Front Park Lamp, Right Front Turn Lamp, Right HID Lamp, Right High Beam Shutter, Right High Beam, Right Low Beam, Right Rear Fog Lamps, Right Rear Park Lamp, Right Rear Tail/Park Lamp, Right Rear Tail-Park Lamp, Right Rear Turn Lamp (BUX), Right Rear Turn Lamp, Right Rear Turn/Stop Lamp, Right Rear Turn-Stop Lamp, Right Reartail-Park Lamp, Right Reverse Lamp #2, Right Reverse Lamp 2, Right Reverse Lamp State, Right Reverse Lamp, Right Side Markers, Right Signal Mirrors/Side Repeaters (BUX), Right Signal Mirrors-Side Repeaters (BUX), Right Signature Lamp, Right Solar Sensor Values, Right Temp Actuator Position, Right Temp Down Button, Right Temp Up Button, Right Temp. Door Actuator Position, Right Temperature Actuator Position, Right Temperature Selected, Right Trailer Tow Turn/Stop Lamp, Right Trailer Tow Turn-Stop Lamp, Right Turn Light, Right Turn Signal Indicator, Right Vent Seat Linear PWM Request -Output, Right Vent Seat Linear PWM Request, Roller Learning Shut-Off, Rotary 4 Detents, Rotary 4 Direction, RT-LT Sidemarkers-RT-LT Applique Parklamps, SCR Inlet Temp Sensor Replacement, SCR Relay Actuation Test, SCREEN OFF button, Screen Off, Screen Test Pattern, SDAR Station Selection, Seat Belt Lamp, Seat Belt Light, Seat Belt, Second Row Center Seatbelt Switch, Second Row Left Seatbelt Switch, Second Row Right Seatbelt Switch, Secondary Air Pump, Secondary Air Solenoid, Secondary Solenoid Current, Secondary/Thatchum Lock Motor, Secondary/Thatchum Un-Lock Motor, Secondary-Thatchum Lock Motor, Secondary-Thatchum Un-Lock Motor, Sensor Rolls Test, SERV LED, Service Lamp, Set Engine RPM Test, Shift Lever Position Test (62TE), Shift Lever Position Test (Non-RFE), Shift Lever Position Test (RFE), Shift Solenoid 1, Shift Solenoid 2, Shift Solenoid 3, Shift Solenoid 4, Shift Solenoid 5, Shift Solenoid 6, Shift Solenoid A, Shutoff Correction Quantity, Shutoff Injector Quantity, Skip Shift Solenoid, Small Leak Verification Test, Smart Bar Command, Snow Plow Left Turn Lamp, Snow Plow Park Lamps, Snow Plow Right Turn Lamp, Snow Plow Switch #1, Snow Plow Switch #2, Snow Plow Switch #3, Snow Plow Switch #4, Snow Plow Switch 1, Snow Plow Switch 2, Snow Plow Switch 3, Snow Plow Switch 4, Software Test, SPARE LED LAMP DRIVER, SPARE RELAY 1 LSD, SPARE RELAY 2 LSD, Speaker Quadrant Selection, Split Cooling Drive Duty Cycle, Sport ON-OFF Indicator, SRS Indicator Lamp Request, SRS Lamp, SRV Test, Start/Stop System, Starter Relay, Starter Solenoid

(High), Starter Solenoid High, Starter Solenoid, Starter Status, Steering Wheel Linear PWM Request -Output, Stop - Start System Active Indicator, Stop / Start System Active Lamp, Stop Light, Stop Start Confirmation, Stop/Start System Active, Stop-Start Button, Stop-Start Indicator, Stop-Start ON-OFF Indicator, Stop-Start System Active, Sun Shade Control, Surge Solenoid Control State, Sway Bar Indicator, Swing Gate Lock, Swing Gate Unlock, Swirl Valve actuator Test, Switch On EPB Failure Lamp, Switch On EPB Function Lamp, System Wiring Test, T Case Service Indicator Request, Tail Gate Lock, Tail Gate Unlock, T-Case Motor Duty Cycle, T-Case Motor Solenoid Lock, T-Case Motor-Motor Lock, T-Case Service Indicator Request, TCC Pressure Control Solenoid, TCM VIN Verification, Telltale ABS, Telltale Airbag, Telltale Brake, Telltale Charging, Telltale ESP, Telltale Fog Front, Telltale Glow Plug, Telltale High Beam, Telltale MIL, Telltale Seat Belt, Telltale Tire Pressure Monitor, Telltale Turn Left, Telltale Turn Right, Telltale - ESC Off, Telltale - ESC, Telltale - ESP Off, Telltale - Park, Telltale - Position Lamp, Telltale - Rear Fog, Telltale ESP/BAS, Telltale-Tire Pressure Monitor, Telltale-Tire Pressure, Telltale-Tow Mode, Thermistor Test, Thermostat Drive Duty Cycle, Third Row Center Seatbelt Switch, Third Row Left Seatbelt Switch, Third Row Right Seatbelt Switch, Throttle Test, Throttle Valve Actuator, Throttle Valve, Timeout Time Flash To Pass, Timeout Time Paddle Shift Switches, Tire Pressure Monitoring, Tire Pressure, Tone Test, Topper Center Mounted Stop Lamp, TOPPER CHMSL, Torque Coupling Control, Tow-Haul Indicator, TOW-HAUL, TPM Sensor Rolls Test, Trac Cntrl Outlet Vlv 1(Normal open), Trac Cntrl Outlet Vlv 2(Normal open), Traction Control Indicator, Traction Control Outlet Valve 1, Traction Control Outlet Valve 2, Trailer Backup Lamps, Trailer BU Lamps, Trailer Tail Lamp Relay, Transfer Case 4WD/Lock/Part Lamp, Transfer Case AWD/Auto/Full Lamp, Transfer Case Low Lamp Request, Transfer Case Neutral Lamp Request, Transmission Component Tests, Treble Settings, Truck Bed Lighting Leds, Truck Cargo Lamps, Trunk/Flipper Glass Release Motor, Trunk-Flipper Glass Release Motor, Tumble Generator Valve, Tuner Rotary Detents, Tuner Rotary Direction, Turbo/VGT Component Replacement, Turn Left, Turn Right, Twilight Sensor Value, UConnect Live Apps Installation, UD Solenoid, UGDO Power Supply, Underdrive Solenoid, Under-Drive Solenoid, Unlock 1/Driver Lock, Unlock 1-Driver Lock, Unlock 2/Passenger Locks, Unlock 2-Passenger Locks, Unlock Run -Start, Unlock RUN-START, Urea (Reductant) Pressure Line Heater Actuation Test, Urea (Reductant) Tank Heater Actuation Test, Urea Dosing Valve Actuation Test, Vacuum Cleaner Power Saver Indicator, Vacuum Cleaner Relay Driver, Vacuum Cleaner Switch Backlight, Vacuum Pump Relay, Variable Displacement AC, Variable Swirl Actuator, Variable Swirl Valve Shutoff, Variable Valve Timing, VVT Control Valve, Vehicle Speed Output, Vehicle Sway Green, Vehicle Sway White, Vehicle Sway Yellow, Video Input Settings, Video Input, View Last Successful Remote Start Event Data, View Last VTA Trigger Cause Data, View Remote Start Abort Data, View Remote Start Inhibit Data, View Satellite Sensor Information, VLP Solenoid, Volume On-Off Button (Power On-Off), Volume Rotary Detents, Volume Rotary Direction, VTA Indicator LED, VVA Solenoids Pre-Energization, VVL Service Test, VVT Exhaust Phaser 1 Actuator, VVT Exhaust Phaser 2 Actuator, VVT Intake Phaser 1 Actuator, VVT Intake Phaser 2 Actuator, VVT Tests, Wastegate Solenoid Control State, Wastegate Solenoid Duty Cycle, Water In Fuel, Water Pump Charge Air Cooling, White Backlighting Buttons, White Backlighting Channel 1, White Backlighting Channel 2, White Backlighting Knob Buttons, White Backlighting Knob Indicators, White Knob Indicators, White Lower Halos, White Upper Halos, WK Head Rest Relay, Yellow A/C and Auto Indicators, Yellow Button Indicators, Yellow Lane Departure Warning Indicator, Yellow Rear Defrost Indicator, Yellow Recirc Indicator

New Ford/Lincoln Coverage

1 new Adjustment type special tests:

Climate Control System Actuators Calibration

16 new Actuation type special tests:

A-C Recirculating Servo Position Status, Air Conditioning Clutch Engaged, Air Mode Actuator, Blower Motor Speed, Driver Heated Seat, ECO Mode, Front Blower Relay, Left Blend Door Position, Left Climate Seat Mode, Max Defrost, On Demand Test, Passenger Heated Seat, Rear Defrost (Heated Backlight), Right Blend Door Position, Right Climate Seat Mode, Stop-Start

New GM Coverage**142 new Adjustment type special tests:**

Acquisition Setting, Adjustable Pedal Calibration, Ambient Air Temperature Calculation Reset, Automated Bleed, Automated Brake Bleed, BARO Sensor Reset, Brake Pedal Position Sensor Learn, Brake Pedal Travel Sensor Learn, Brake Pressure Sensor Calibration, Brake System Plunger Motor Position Sensor Learn, Brake System Plunger Pressure Rise Starting Point Learn, CAN Bus Configuration Learn, Catalyst 1 Reset, Catalyst, Catalytic Converter Reset, Clear Disable History Data, Clear Driver Window Learned Values, Clear Left Rear Window Learned Values, Clear Manufacturer Enable Counter, Clear Passenger Window Learned Values, Clear Right Rear Window Learned Values, Clear Side Object Detection Disable History, Clear TAP, Clutch Pedal Position Learn, Control Module Reset, Crankshaft Pos Variation Learn, Crankshaft Pos. Variation Learn, Crankshaft Position Reluctor Ring Learn, Cylinder 1 Injector Flow Identifier Reprogram, Cylinder 2 Injector Flow Identifier Reprogram, Cylinder 3 Injector Flow Identifier Reprogram, Cylinder 4 Injector Flow Identifier Reprogram, Cylinder 5 Injector Flow Identifier Reprogram, Cylinder 6 Injector Flow Identifier Reprogram, Cylinder 7 Injector Flow Identifier Reprogram, Cylinder 8 Injector Flow Identifier Reprogram, Door Lock / Unlock, DPF Pressure Sensor Reset, DPF Service Regeneration, DPF/Catalyst 2 Reset, DRR Setup, Engine Air Filter Life Reset, Engine Coolant Control Valve Learn, Engine Coolant Flow Control Valve Learn, Engine Coolant Pump Data Reset, Engine Oil Life Reset, Excessive Clutch Slip Data Reset, Exhaust After Treatment Fuel Injector Reset, Exhaust Gas Temperature Sensor Reset, Front Axle Brake Pad Life Monitoring Reset, Fuel Composition Reset, Fuel Filter Life Reset, Fuel Injection Small Quantity Data Reset, Fuel Injection Small Quantity Learning Odometer Reset, Fuel Pump Driver Control Module Configuration, Fuel Pump Trim Reset, Fuel Rail Pressure Relief Valve Learned Values Reset, Fuel Trim Reset, Gear Position Sensor Learn, Gear Selector -N- Position Learn, Heated Oxygen Sensor Heater Resistance Learned Values Reset, Heater Core Coolant Temperature Sensor Reset, High Pressure Fuel Variable Reset, HO2S Heater Learn, HO2S Learned Values Reset, HVAC Actuator Recal., HVAC Actuators Learn, HVAC Afterblow Configuration, Idle Learn Reset, Instant OAT Update, Intake System Learned Values Reset, Learned Values Reset, License Compliance Materials Download Error Counter Reset, Long Range Radar Sensor Module Learn, Longitudinal Acceleration Sensor Learn, Nitrogen Oxides Catalytic Converter Reset, Nitrogen Oxides Sensor Reset, NOx Absorber Catalyst Data Reset, NOx Absorber Catalyst Reset, NOx Catalyst Reductant Loading Reset, NOx Catalyst Reset, NOx Sensor 1 Reset, NOx Sensor 2 Reset, O2 Heater Resistance Reset, Oil Life Reset, Outside Air Mode, Park Brake Calibration, Parking Assist Sensor Learn, Particulate Filter Pressure Sensor Reset, Particulate Filter Regeneration, Particulate Filter Service Regeneration, Particulate Matter Sensor Service Regeneration, Power Steering Softstops Learn, Power Steering Softstops Reset, Pre-charge Bleed, Preferred System Setting, Prime Fuel Pump, Program All Key Fobs, Program Individual Key Fob, PTO Options, Radio Favorites Reset, Range Actuator Correlation Learn, Range Actuator Learn, Rear Axle Brake Pad Life Monitoring Reset, Reductant Fluid Tank Level Reset, Reductant Injector Reset, Reductant System Data Reset, Request Radio Registration, Reset Particulate Filter, Reset Teen Driver Key PIN, Re-Zero Passenger Presence System, RVS Disable History Reset, Setup New HVAC, Setup New OnStar, Steering Wheel Angle Sensor Learn, Steering Wheel Angle Sensor Offset Calibration, Steering

Wheel Angle Sensor Reset, Throttle Body Idle Air Flow Compensation Reset, Tire Pressure Reset, Tire Pressure Sensor Registration, Tire Size Calibration, Tire Type/Pressure Selection, TPM Option Enable, Transmission Adaptive Pressure Reset, Transmission Clutch 1 Return Spring Learn, Transmission Clutch 1 Volume Learn, Transmission Clutch 2 Return Spring Learn, Transmission Clutch 2 Volume Learn, Transmission Clutch 3 Return Spring Learn, Transmission Clutch 3 Volume Learn, Transmission Clutch 4 Return Spring Learn, Transmission Clutch 4 Volume Learn, Transmission Clutch 5 Return Spring Learn, Transmission Clutch 5 Volume Learn, Transmission Service Fast Learn, Turbocharger Learned Values Reset, Turbocharger Wastegate Learn, Turbocharger/Supercharger Boost Control Initial Position Learn, Vehicle Dynamic Sensor Offset Calibration, Vehicle Longitudinal Accelerometer Sensor Learn, VIN Relearn, Yaw Rate Sensor Learn

650 new Actuation type special tests:

1-2 Shift Solenoid, 14V Power Module Setpoint, 2 Wheel Steer Mode Lamp, 2-3 Solenoid, 2WD High Ind Lamp, 2WD High Indicator, 2WD Lamp, 3/2 Downshift Sol, 3-2 Downshift Solenoid, 4 Wheel Steer Mode Lamp, 4WD High Ind Lamp, 4WD High Lamp, 4wd Indicator Test, 4WD Low Ind Lamp, 4WD Low Lamp, 4WS - Tow Mode Lamp, A/C Clutch, A/C Compressor Clutch, A/C Permission, A/C Relay, ABS Lamp, ABS Left Front Solenoid Valves, ABS Left Rear Solenoid Valves, ABS Motor, ABS Pump Motor, ABS Relay, ABS Right Front Solenoid Valves, ABS Right Rear Solenoid Valves, AC Compressor Solenoid Valve, AC Request, Accent Lighting 1, Accent Lighting 2, Accessory Power Mode Indicator, Accessory Power Relay, Accessory/Retained Accessory Power Relay, Activate Rear Park Brake Service Position, Active Grille Air Shutter System, Active Grille Air Shutter 2, Active Grille Air Shutter, Adjustable Pedal On/Off, Air Cleaner Monitor Setup, Air Inlet Door, Air Pump Relay, Air Pump, Air Recirculation Door Motor Direction, Air Temperature, All Door Lock Unlock, All Indicators, Alternator Lamp, Antenna Tests, ATC Motor A Control, ATC Motor B Control, Audio Source Control, Auto 4WD Ind Lamp, Autostart/Autostop, Auxiliary Blower Motor Speed Command, Auxiliary Blower Motor, Auxiliary Coolant Pump Relay, Auxiliary Coolant Pump Speed, Auxiliary Coolant Pump, Auxiliary Engine Coolant Fan 2, Auxiliary Engine Coolant Fan, Auxiliary Ignition Run Relay, Auxiliary Mix Door, Auxiliary Mode Door, Auxiliary Transmission Fluid Pump, B1000 Test, Backup Lamps, Blower Motor Speed, Blower Motor Test, Blower Motor, Brake Booster Electric Vacuum Pump, Brake Hydraulics Test, Brake Lamp, Brake System Hydraulics Corner Test, Brake Transmission Shift Interlock Solenoid Actuator, Buckle Up Reminder, Camshaft Position Actuator, Canister Purge Solenoid, Canister Vent Solenoid, Cargo lamp indicator, Cargo Lamp, Catalyst Test, Center Brake Lamp, Center High Mounted Stop Lamp, Change Oil Lamp, Charge Air Cooler Coolant Pump Speed, Charge Air Cooler Coolant Pump, Check Eng. Oil Level Indicator, Child Security Lock Motors, Child Security Lock/Window Lockout Switch Indicator, Chime Fast, Chime Medium, Chime Slow, Chime Test, Chime, CMP Actuator Solenoid, Command 2 Wheel Steer, Command 4 Wheel Steer, Command 4WS - Tow, Command Rear Steer Left, Command Rear Steer Right, Compression Test, Compressor Test, Control Functions, Coolant Gauge Sweep Test, Cooling Fan 1, Cooling Fan 2, Cooling Fan 3, Cooling Fan Motor, Cooling Fan, Courtesy Lamps, Crankcase Ventilation Heater, Cruise Control, Cylinder 1 Injector Flow Identifier, Cylinder 1, Cylinder 2 Injector Flow Identifier, Cylinder 2, Cylinder 3 Injector Flow Identifier, Cylinder 3, Cylinder 4 Injector Flow Identifier, Cylinder 4, Cylinder 5, Cylinder 6, Cylinder 7, Cylinder 8, Cylinder Deactivation Control Valve 2, Cylinder Deactivation Control Valve 3, Cylinder Deactivation Control Valve 4, Cylinder Deactivation Control Valve, Cylinder Deactivation Exhaust Control Valve Position, Cylinder Deactivation Performance Test, Cylinder Deactivation System Service Bay Test, Cylinder Deactivation System, Cylinder Deactivation, Cylinder Power Balance, Daytime Running Lamps, Deactivate Brake Boost System, Deactivate Rear Park Brake Service Position, Depressurize Fuel System, DIC Odometer, Diesel Intake Air Flow Control Valve Position, Dimming, Display Test, Display(s) Test, Door Courtesy Lamp State,

Door Dead Lock Lock/Unlock, Door Lock, DPF Regeneration Enable, Drive, Driver Heated Seat, Driver Mirror Fold, Driver Mirror Movement, Driver Seat - Blower Command, Driver Seat Back Horizontal Movement, Driver Seat Back Side Bolster Movement, Driver Seat Cushion Front Vertical Movement, Driver Seat Cushion Heating, Driver Seat Cushion Left Rear Haptic Movement, Driver Seat Cushion Rear Vertical Movement, Driver Seat Cushion Right Rear Haptic Movement, Driver Seat Horizontal Movement, Driver Window Motor, EGR Cooler Bypass Motor, EGR Cooler Bypass Valve, EGR System Flow Deviation Service Bay Test, EGR Valve, Engage Front Axle, Engine Block Coolant Control Valve Position, Engine Block Coolant Valve, Engine Controls Ignition Relay, Engine Controls Ignition Supply Voltage, Engine Coolant Control Valve Mode, Engine Coolant Control Valve Position, Engine Coolant Control Valve, Engine Coolant Fill, Engine Coolant Flow Control Valve Position, Engine Coolant Pump Relay, Engine Coolant Pump, Engine Coolant Thermostat Heater, Engine Cooling Fan 2, Engine Cooling Fan, Engine Hot Lamp, Engine Oil Pressure Control Solenoid Valve, Engine Oil Pressure Control Valve, Engine Oil Type Setup, Engine Serial Number, Engine Speed Control, Engine Speed, Erase Valet Mode Code, EVAP Canister Purge Valve, EVAP Purge Pump, EVAP Purge Solenoid Valve Leak Test, EVAP Purge Solenoid Valve, EVAP Purge Solenoid, EVAP Purge/Seal, EVAP Service Bay Test, EVAP Service Bay, EVAP Vent Solenoid, Evaporative Emission Canister Vent Valve, EVO Solenoid Test, Exhaust Aftertreatment Fuel Injector Flow Test, Exhaust Camshaft Position Actuator Bank 1, Exhaust Camshaft Position Actuator Bank 2, Exhaust Camshaft Position Actuator Position, Exhaust Camshaft Position Actuator, Exhaust CMP Actuator Bank 2, Exhaust CMP Actuator Sol. Bank 2, Exhaust CMP Actuator Solenoid 1, Exhaust CMP Actuator Solenoid Bank 1, Exhaust CMP Actuator Solenoid Bank 2, Exhaust CMP Actuator, Exhaust Control Valve Position, Exhaust Gas Recirculation Valve 2, Exhaust Gas Recirculation Valve Position, Exhaust Gas Recirculation Valve, Exhaust Gas Recirculation, Exhaust Pressure Regulator Valve Position, Exhaust Solenoid, Fader Position Control, Fan 1, Fan 2, 3, Fan Relay 1, Fan Relay 2, Fan Relays 1, 2 3, Fan Relays 2 3, Fans 1, 2, and 3, FIRST, Fog Lamps, Front Fog Lamps, Front Up/Down, Fuel Closed Loop, Fuel Control Loop Status, Fuel Door Unlatch, Fuel Fired Heater, Fuel Gauge Sweep Test, Fuel Gauge Test, Fuel Heater, Fuel Injector 1, Fuel Injector 2, Fuel Injector 3, Fuel Injector 4, Fuel Injector 5, Fuel Injector 6, Fuel Injector 7, Fuel Injector 8, Fuel Injector Balance, Fuel Pressure Control - Regulator 1, Fuel Pressure Control - Regulator 2, Fuel Pressure Control, Fuel Pressure Regulator 1, Fuel Pressure Regulator 2, Fuel Pressure Regulator, Fuel Pressure, Fuel Pump 2 Relay, Fuel Pump Enable, Fuel Pump Relay, Fuel Pump Speed, Fuel Pump, Fuel Rail Pressure, Fuel System High Pressure Test (Engine Runs), Fuel Trim Enable, Function Test, Gauge Sweep, GEN L-Terminal, Generator Regulator Setpoint, Glow Plug Self-Test, Glow Plugs, Green Indicator, Hands-Free Sensor Lamp Command, Hazard Lamps Switch Backlight, Head Lamps, Headlamp Leveling System Suspension Trim Position Learn, Headlamp Washer Relay, Head-Up Display Dimming Level, Head-Up Display Pattern Check, High Beam Lamp Test, High Beams, High Fuel Pressure Limiter Valve Test, High Side Driver 1, High Side Driver 2, HO2S Bank 1 Sensor 1 - Heater, HO2S Bank 1 Sensor 2 - Heater, HO2S Bank 2 Sensor 1 - Heater, HO2S Heater Sensor 1, HO2S Heater Sensor 2, Horn Relay, IAC RPM, Ignition Timing Retard, Illuminate All Indicators, Inadvertent Load, Inadvertent Power, Indicator Dimming, Indicator Test, Info Display Dimming, Info Display Test, Inside Air Temperature Fan, Inside Air Temperature Sensor Fan, Instrument Cluster Gauge Sweep, Instrument Panel Illumination, Intake Air Flow Valve Motor, Intake Air Flow Valve Position, Intake Cam Position Actuator Park Lock B1, Intake Cam Position Actuator Park Lock B2, Intake Camshaft Pos Actuator Park Lock Solenoid B1, Intake Camshaft Pos Actuator Park Lock Solenoid B2, Intake Camshaft Position Actuator Bank 1, Intake Camshaft Position Actuator Bank 2, Intake Camshaft Position Actuator Locating Pin Ctrl Vlv Bank 2, Intake Camshaft Position Actuator Park Lock Solenoid Valve Bk 1, Intake Camshaft Position Actuator Position, Intake Camshaft Position Actuator, Intake CMP Actuator Bank 2, Intake CMP Actuator Solenoid Bank 1, Intake CMP Actuator Solenoid Bank 2, Intake CMP Actuator Solenoid, Intake Manifold Runner Control Valve, Intake

Manifold Tuning Valve Solenoid, Intake/Single Camshaft Position Act Locating Pin Ctrl Vlv Test, Intake/Single Camshaft Position Actuator Locator Pin Ctrl Valve, Internal Combustion Engine Autostart/Autostop, Lane Departure Warning Indicator, LED Backlight Dimming, Left Auxiliary Daytime Running Lamps, Left Backup Lamp, Left Cornering Lamp, Left Daytime Running Lamp, Left Dedicated Daytime Running Lamp, Left Exterior Flood Lamp, Left Fog Lamp, Left Front Corner, Left Front Dump Valve Test, Left Front Dump Valve, Left Front Isolation Valve Test, Left Front Isolation Valve, Left Front Park Lamp, Left Front Park Lamp/Daytime Running Lamp, Left Front Solenoid Valve Test, Left Front Turn Signal Lamp, Left Headlamp Low Beam, Left High Beam, Left Low Beam, Left Low Beam/Daytime Running Lamp, Left Lower Park/Daytime Running Lamp, Left Mix Motor, Left Park Brake Actuator, Left Park Lamps, Left Rear Corner, Left Rear Park Lamp, Left Rear Seat Heating Indicator, Left Rear Solenoid Valve Test, Left Rear Turn Signal Lamp, Left Rear Turn Signal/Brake Lamp, Left Rear Turn Signal/Stop Lamp, Left Rear Window Motor, Left Rear Window, Left Side Marker Lamp Command, Left Stop Lamp, Left Tail Lamp, Left Temperature Door Motor Direction, Left Trailer Tow Turn/Stop Lamp, Left Trailer Turn Signal Lamp, Left Turn Signal, LF Brake Apply, License Plate Lamps, Liftgate Window Unlatch, Line PC Solenoid, Line Pressure Control Solenoid Valve, Loop Status, Low Beam Lamps, Low Coolant Lamp, Low Fuel Lamp, Low Temperature Loop Coolant Pump, Low Traction Lamp, Low Washer Fluid, LR Brake Apply, Lumbar Forward/Backward, Lumbar Up/Down, MAF Sensor Bank 1, MAF Sensor Supply Voltage, Malfunction Indicator Lamp, Mass Airflow Sensor, Master Cylinder Pressure Test Data, Microphone Test, MIL Lamp, Mirror Folding Control, Mirror Heat, Mirror Left/Right, Mirror Up/Down, Misfire Graph, Mix Motor, Mode 1 Door Position, Mode Door Position, Mode Switch, Mode, MOST Communication Enable Circuit, Motor A Driver - High, Motor A Driver - Low, Motor B Driver - High, Motor B Driver - Low, Neutral Ind Lamp, Neutral Lamp, Neutral, Next Available Slot, Nitrogen Oxides Catalytic Converter Reductant Loading Reset, O2 Heater, O2 Sensor Heater Bank 1 Sensor 1, O2 Sensor Heater Bank 1 Sensor 2, O2 Sensor Heater Bank 2 Sensor 1, O2 Sensor Heater Bank 2 Sensor 2, Oil Pressure Lamp, Oxygen Sensor 1-1 Heater, Oxygen Sensor 1-2 Heater, Oxygen Sensor 2-1 Heater, Oxygen Sensor 2-2 Heater, Park, Parking Assist Switch LED, Parking Lamps, Particulate Filter Regeneration Enable, Passenger Air Bag Off Indicator, Passenger Air Bag On Indicator, Passenger Heated Seat, Passenger Mirror Fold, Passenger Mirror Movement, Passenger Seat - Blower Command, Passenger Seat Belt Reminder Indicator, Passenger Seat Cushion Heating, Passenger Window Lockout Indicator, Passenger Window Motor, PC Solenoid 2, PC Solenoid 3, PC Solenoid 4, PC Solenoid 5, PC Solenoid, Phone Call Test, Pickup Bed Cargo Lamp, Power Down Now, Power Mode Timeout, Pressure Control Solenoid Valve 4, Pressure Control, Prime Fuel Pump, PRL Update, Program Digital Home SID - NID, Puddle Lamps, Pump Motor, Read LIN Bus Device ID Information, Rear Brake Caliper Piston Extend, Rear Brake Caliper Piston Retract, Rear Defogger, Rear Defrost, Rear Door Locks, Rear Dump Valve, Rear Fog Lamp(s) Relay, Rear Fog Lamps, Rear Isolation Valve Test, Rear Isolation Valve, Rear Mode Door Motor Position, Rear Temperature Door Actuator Direction, Rear Up/Down, Rear Upper Seat Back, Rear Washer Relay, Rear Wiper, Rearview Camera Display, Recirculation Mode, Recline Forward/Backward, Red LED, Reduced Engine Power, Reductant Heater 1, Reductant Heater 2, Reductant Heater 3, Reductant Heater, Reductant Injection Quantity Test, Reductant Injector, Reductant Pump, Reductant Purge Valve, Reductant System Leak Test, Reductant System Malfunction Warning Service Bay Test, Reductant System Tamper Warning Service Bay Test, Requested Torque Test, Retained Accessory Power, Reverse Inhibit, Reverse, RF Brake Apply, Ride Control Lamp Test, Right Auxiliary Daytime Running Lamps, Right Backup Lamp, Right Cornering Lamp, Right Daytime Running Lamp, Right Dedicated Daytime Running Lamp, Right Exterior Flood Lamp, Right Fog Lamp, Right Front Corner, Right Front Dump Valve Test, Right Front Dump Valve, Right Front Isolation Valve Test, Right Front Isolation Valve, Right Front Park Lamp, Right Front Park Lamp/Daytime Running Lamp, Right Front Solenoid Valve Test, Right Front Turn Signal Lamp, Right Headlamp Low Beam, Right High Beam, Right Low Beam,

Right Low Beam/Daytime Running Lamp, Right Lower Park/Daytime Running Lamp, Right Mix Motor, Right Park Brake Actuator, Right Park Lamps, Right Rear Corner, Right Rear Park Lamp, Right Rear Seat Heating Indicator, Right Rear Solenoid Valve Test, Right Rear Turn Signal Lamp, Right Rear Turn Signal/Brake Lamp, Right Rear Turn Signal/Stop Lamp, Right Rear Window Motor, Right Rear Window, Right Side Marker Lamp Command, Right Stop Lamp, Right Tail Lamp, Right Temperature Door Position, Right Trailer Tow Turn/Stop Lamp, Right Trailer Turn Signal Lamp, Right Turn Signal, RR Brake Apply, Run Crank Relay, Run/Start Power Mode Indicator, Seat Back Horizontal Movement, Seat Back Side Bolster Movement, Seat Belt Lamp, Seat Cushion Front Vertical Movement, Seat Cushion Rear Vertical Movement, Seat Forward/Backward, Seat Horizontal Movement, Seat Lumbar Support Horizontal Movement, Seat Lumbar Support Vertical Movement, SECOND, Secondary Air Injection Valve, Secondary Air Pump Control State, Security Indicator, Security Lamp, Security Siren, Sensor Supply Voltage Relay, Sensor Supply Voltage, Service Throttle Soon, Shift Solenoid 1, Shift Solenoid Valve, Shift Transmission Gear, Shift Transmission, Shock Absorber Front Left, Shock Absorber Front Right, Shock Absorber Rear Left, Shock Absorber Rear Right, Skip Shift Controls, Spare Tire Monitoring Disable, Spark Retard, Speaker - Left Front, Speaker - Left Rear, Speaker - Right Front, Speaker - Right Rear, Speed Gauge Sweep Test, Starter Drive, Starter Motor Relay, Starter Motor, Starter Pinion Solenoid Actuator Relay, Starter Relay, Steering Column Adjustment, Steering Column Telescope In, Steering Column Telescope Out, Steering Column Tilt Down, Steering Column Tilt Up, Stop Lamp, Supercharger Bypass Solenoid Valve, System Identification, TAC Motor, Tach Gauge Sweep Test, TC Wastegate Solenoid, TCC Control Solenoid, TCC Control, TCC Enable, TCC Pressure Control Solenoid Valve - Dynamic Test, TCC Pressure Control Solenoid Valve - Static Test, TCC Pressure Control Solenoid Valve, THIRD, Throttle Position, Throttle Sweep, Torque Converter Clutch, Torso Motor Inward/Outward, Traction Control Left Front Solenoid Valves, Traction Control Left Rear Solenoid Valves, Traction Control Right Front Solenoid Valves, Traction Control Right Rear Solenoid Valves, Traction Off Lamp Test, Traction Off Lamp, Trailer Backup Lamps, Trailer Brake Duty Cycle, Trailer Park Lamps, Transfer Case Clutch Engagement, Transfer Case Clutch Identifier, Transfer Case Range, Transfercase Lock, Transmission Accumulator Solenoid Valve, Transmission Control Solenoid Valve 1 Current, Transmission Control Solenoid Valve 1, Transmission Control Solenoid Valve 10, Transmission Control Solenoid Valve 2 Current, Transmission Control Solenoid Valve 2, Transmission Control Solenoid Valve 3 Current, Transmission Control Solenoid Valve 3, Transmission Control Solenoid Valve 4 Current, Transmission Control Solenoid Valve 4, Transmission Control Solenoid Valve 5 Current, Transmission Control Solenoid Valve 5, Transmission Control Solenoid Valve 6 Current, Transmission Control Solenoid Valve 6, Transmission Control Solenoid Valve 7 Current, Transmission Control Solenoid Valve 7, Transmission Control Solenoid Valve 8 Current, Transmission Control Solenoid Valve 8, Transmission Control Solenoid Valve 9, Transmission Fluid Pressure Actuator, Transmission Fluid Temp, Transmission Gear, Transmission Park Valve Lock Solenoid Actuator, Transmission Range Selector Controls Backlight Dimming, Transmission Range Selector Controls Indicator Dimming, Transmission Range, Transport Mode, Trunk Lamp, Trunk Lid Unlatch, Turbo Charger / Super Charger Bypass Valve, Turbocharger Bypass Solenoid Valve, Turbocharger Bypass Valve 1, Turbocharger Vane Position, Turbocharger Wastegate Actuator, Turbocharger Wastegate Position, Turbocharger/Supercharger Boost Control Position, Unlock All Doors, Upshift Lamp, Volume Control, Wait to Start Indicator, Wastegate Actuator, Wastegate Solenoid Duty Cycle, Window Lockout Switch Indicator, Window Up/Down, Windshield Washer Pump, Windshield Washer Relay, Windshield Wiper Motor Relay, Windshield Wiper Motor, Windshield Wiper Relay

New Honda/Acura Coverage

34 new Adjustment type special tests:

After a Vehicle Collision, After Replacing Front Passenger Seat Components, Air Bleeding For Repair(ABS), Air Bleeding For Repair(ABS/VSA/TCS), Air Bleeding For Repair(TCS), All Sensor Calibration, ATF Reset, Brake Pad Maintenance Mode, Brake Pressure Sensor Calibration, Crank Pattern Clear, Crank Pattern Learning., ECM/PCM Reset, Engine Oil Life Reset, EPS Steering Sensor Value Clear, ODS Unit Initialization, OPDS Initialization, Pop Up Hood(PUH) Calibration, Replace TCM/PCM, Reset Of Assistant Side Window Position, Reset Of Driver Side Window Position, Reset Of Rear Left Side Window Position, Reset Of Rear Right Side Window Position, Sensor Calibration Test, Sensor Calibration, Start Clutch Feedback Learn, Start Clutch Status Data Clear, Steering Angle Sensor Calibration, Stroke Sensor Learning, SWS Initialization, The Wheel Size Setup For Indirect TPMS, Tire Pressure Sensor Registration With Activation Tool, Tire Pressure Sensor Registration, Torque Sensor Learn, VSA Sensor Neutral Position Memorization

232 new Actuation type special tests:

A/C Clutch, ABS Brake Light Relay/TSA Relay Test, ABS ESS Forced Indication, ABS Solenoid Test, ABS VSA Test, Accessory, Accumulator Pressure Test, ADJ Motor, AFS Reflector, Air Bypass Valve Control Solenoid (ABV), All Injectors OFF, Assistant Door Courtesy Light, Assistant Door Mirror Motor Down, Assistant Door Mirror Motor Left, Assistant Door Mirror Motor Right, Assistant Door Mirror Motor Up, Assistant Door Pocket Illumination Light, Assistant Outer Handle Illumination Light, Assistant Remote Switch Illumination Light, Assistant Side Power Window Motor Down, Assistant Side Power Window Motor Up, Assistants Inner Handle Illumination Light, Automatic Headlights, Battery Fan High Speed Test, Battery Fan Low Speed Test, Battery Fan Mid Speed Test, Battery Fan Test, Boost Pressure Test, BUZZER Test, Buzzer, Cargo Light Drive UV Only, Cargo Light Drive, Charge LID Relay, Climate Ctrl Check, Clutch Pressure Control (Linear) Solenoid A, Clutch Pressure Control (Linear) Solenoid B, Clutch Pressure Control (Linear) Solenoid C, Clutch Pressure Control (Linear) Solenoid D, Clutch Pressure Control Solenoid A, Clutch Pressure Control Solenoid B, Clutch Pressure Control Solenoid C, Cruise Control Cancel History, Daytime Running Light (Canada), Daytime Running Light Output, Daytime Running Light Relay, Detect Equipped Honda Body Systems, Door Lock, Lock Actuator, Door Lock, Unlock Actuator Of Driver Door, Door Lock, Unlock Actuator, Driver Door Courtesy Light, Driver Door Lock Unlock Actuator, Driver Door Mirror Motor Down, Driver Door Mirror Motor Left, Driver Door Mirror Motor Right, Driver Door Mirror Motor Up, Driver Door Pocket Illumination Light, Driver Door Power Window Motor - Down, Driver Door Power Window Motor - Up, Driver Inner Handle Illumination Light, Driver Outer Handle Illumination Light, Driver Rear Door Courtesy Light, Driver Remote Switch Illumination Light, Driver Side Power Window Motor Down, Driver Side Power Window Motor Up, DRL Relay, DUAL Indicator, DWS/Indirect TPMS Parameter Configuration Message, EGR Tests, Electric Current of Linear Solenoid CPC, Electric Current of Linear Solenoid DN, Electric Current of Linear Solenoid DR, Electric Current of Linear Solenoid SC, EU DRL, EVAP Solenoids Test, FCAN Authorized Flag, FI Wakeup, Floor Light, Foot Light, Forced Control Of Electric Current Of Linear Solenoid D, Forced Control Of Lockup Clutch, FR DEICER RLY, FR-DEF Indicator, Front Defroster Relay, Front Display - Backlight, Front Fog Light, Front Panel Module, Front Washer Motor, Front Wiper Motor (High), Front Wiper Motor (Low), Frontal Crash Detection Signal Output, Fuel Lid, Fuel Pump OFF, Fuel Pump ON, G/Box Relay, Gate Light, Gear Shift, Glass Hatch Open, Hazard Flashers, Hazard Relays, Head Light (High), Head Light High, Head Light Low, Head Light, Headlight Backup, Headlight Cleaner, Headlight Washer Motor, Horn, Hydraulic Booster CAS Function Test, Ignition Key Light, Illumination, IMT(IMRC) Activation, IMT(IMRC) Test, INH Solenoid For Start Clutch Type, Initiator Operation Check, Injector Kill Test, Intake VTC Test, Interior Light Cut, Interior Light, Interior Small Light, Keyless Buzzer, keyless

Check, Left And Right Parking Actuator Control, Left Front CAS Solenoid, Left Front Pulser, Left Front Solenoid, Left Front TCS Solenoid, Left Front VSA Solenoid, Left Rear Power Window Motor - DOWN, Left Rear Power Window Motor - UP, Left Rear Power Window Motor Down, Left Rear Power Window Motor Up, Left Rear Pulser, Left Rear Solenoid, Left Rear VSA Solenoid, Left RR Slide Relay, Left Slide Actuator, Left Sliding Door Lock, Left Sliding Door Unlock, Left Turn Signal Lamp, LIN Washer, LIN Wiper Assembled Position Operation, Lock/Unlock All Doors, Lockup Clutch, MA EPS Switching, Map Light Off, Master Cylinder Pressure Test, Memory Indicator 1, Memory Indicator 2, Memory Seat Indicator 1, Memory Seat Indicator 2, Memory Switch Illumination Light, Navigation LCD Display Segment, Occupied Signal Output, Off-Board EVAP Test (Level 2) Support, Parking Lights, Passenger Door Power Window - Down, Passenger Door Power Window - Up, Passenger Rear Door Courtesy Light, Power Window Relay, Power Window RLY Rr, Pressure Test Assistance mode, Puddlelt, Purge Cut Solenoid (PCS) - Close, Purge Sol Cut Solenoid (PCS) - Open, Purge Sol=Close, Vent Sol=Close, Purge Sol=Close, Vent Sol=Open, Purge Sol=Open, Vent Sol=Close, Radiator Fan, Rear Assistant Door Courtesy Light, Rear Blower, Rear Defroster RLY, Rear Defroster, Rear Driver Door Courtesy Light, Rear Fog Lamp, Rear Left Door Courtesy Light, Rear Left Inner Handle Illumination Light, Rear Right Door Courtesy Light, Rear Right Inner Handle Illumination Light, Rear Seat Switch Light, Rear Washer Motor, Rear Wiper Motor, RECIRC Indicator, Regenerative Brake Test, Right Front Pulser, Right Front Solenoid, Right Front TCS Solenoid, Right Front VSA Solenoid, Right Rear Power Window Motor - DOWN, Right Rear Power Window Motor - UP, Right Rear Power Window Motor Down, Right Rear Power Window Motor Up, Right Rear Pulser, Right Rear Solenoid, Right Rear VSA Solenoid, Right RR Slide Relay, Right Slide Actuator, Right Turn Signal Lamp, RR-DEF Indicator, Security Indicator, Self-Diagnostic Function, Shift Lock Solenoid, Shift Solenoid A, Shift Solenoid B, Shift Solenoid C, Shift Solenoid D, Shift Solenoid E, Side or Rear Crash Detection Signal Output, Solenoid Valve Activation, Starter Switch Light, Sub Throttle, Sunroof Close, Sunroof Open, System Check, TC Bypass Valve, Throttle Actuator Control Test, Tire Air Low Indicator, TP Position Check, TPMS Warning Light, Trunk (T/G), TSA Relay Test, Turbo Boost Control Solenoid V, Unlock Trunk, Vent Shut Solenoid Valve (VSV) - Close, Vent Shut Solenoid Valve (VSV) - Open, VTEC Solenoid 1, VTEC Solenoid 2, VTEC Solenoid, VTEC Test, Warning Lamp, Warning light activation, Waste Gate Solenoid (WGS), Work LT

New Hyundai/Genesis Coverage

- Added coverage for 31 new system applications

7 new Adjustment type special tests:

Adaptive Value Backup Input (ECU Transfer Assy replacement at once), Adaptive Value Backup Input (ECU replacement), Air Bleeding Mode, Auto Detected Configuration Reset, Resetting Adaptive Values, Resetting E-CVVT Values, WCT Reprogram

319 new Actuation type special tests:

3rd Row SBR Center Indicator(Optional), 3rd Row SBR Left Indicator(Optional), 3rd Row SBR Right Indicator(Optional), 4th Row SBR Center Indicator(Optional), 4th Row SBR Left Indicator(Optional), 4th Row SBR Right Indicator(Optional), A-C Compressor Relay, Actuator Control - Apply, Actuator Control - Release, Alternator Control, Assist Door Courtesy Lamp Output, Assist Door Lock Indicator, Assist Outside Mirror Down, Assist Outside Mirror Left, Assist Outside Mirror Right, Assist Outside Mirror Up, Assist Power Window Down (Option), Assist Power Window Up (Option), Assist Seat Belt Indicator, Assistant Side Outside Handle Antenna Output (Power and GND), ATM Solenoid, Auto Cut Relay, Auto Light Power, AV Tail, Back Up Lamp, Battery Warning Lamp, BCM Buzzer Output (Internal/External), Bifunction Headlamp High LH Solenoid IPS Output, Bifunction

Headlamp High RH Solenoid IPS Output, BSD Switch LED ON-OFF, Burglar Horn Relay, Canister Purge Valve, Canister Shut Off Valve Clocked(OBD-2 Only), Canister Shut Off Valve(OBD-2 Only), Central Door Lock Switch Indicator Output, Charge Inlet Lock Relay, Charge Inlet Unock Relay, Charging Status LED (Green) On, Charging Status LED (Yellow) On, Child Lock Relay Output, Child Unlock Relay Output, Clamp Status ACC(Amber) LED Color illumination, Clamp Status IGN(Blue) LED Color illumination, Clamp Status Off(Red) LED Color illumination, Cooling Fan PWM, Cornering Lamp LH Output, Cornering Lamp RH Output, Courtesy Lamp RL Output, Courtesy Lamp RR Output, Cruise Control Main Lamp(Optional), Cruise Control SET Lamp(Optional), Dead Lock Relay, Dedicated DRL Left Output, Dedicated DRL Output (Optional), Dedicated DRL Right Output, Door Lock Relay, Door Unlock Relay, Driver Door Courtesy Lamp Output, Driver Door Unlock Relay (Optional), Driver Seat Belt Indicator, Driver Seat Heat Mode to the High, Driver Seat Vent Mode to the High, Driver Side Outside Handle Antenna Output (Power and GND), DRV/AST Power Window Enable Output, DRVM (Driving Rear View Monitor), Electrically Controlled Water Pump (Optional), Electronic Waste Gate Valve (Turbo Only), EMS Wakeup Output, Engine Check Lamp(MIL), ETC Motor, EVAP Leakage Test, Exhaust Gas Recirculation Valve, Exterior Tail Lamp Front Left Output, Exterior Tail Lamp Front Right Output, Exterior Tail Lamp Left(Front and Rear) Output, Exterior Tail Lamp Rear Left Output, Exterior Tail Lamp Rear Right Output, Exterior Tail Lamp Right(Front and Rear) Output, External Buzzer Output, Fan Motor Control-High Speed, Fan Motor Control-Low Speed, FAN ON, Flasher Sound Relay(Optional), Foot Lamp Output(Optional), Front Bumper Antenna Output (Power and GND), Front Charge Door Lamp Output, Front Deicer Relay, Front Fog and Cornering Lamp Left Output, Front Fog and Cornering Lamp Right Output, Front Fog Lamp Left Output, Front Fog Lamp Output, Front Fog Lamp Right Output, Front Glass Heated Relay Output, Front Glass Heated Switch Indicator Output, Front Left Side Window Auto Down, Front Left Side Window Auto Up, Front Left Side Window Down, Front Left Side Window Up, Front Left Turn Signal Output, Front Right Side Window Auto Down, Front Right Side Window Auto Up, Front Right Side Window Down, Front Right Side Window Up, Front Right Turn Signal Output, Front Seat Heat Mode to the High, Front Seat Vent Mode to the High, Front Top-SVM View, Front Turn Signal Lamp Activation LH Output, Front Turn Signal Lamp Activation RH Output, Front Washer Motor Output, Front-Left View, Front-Right View, Front-SVM View, Front-Wide View, Frunk Lamp Output, Fuel Door Lock Solenoid Output (PHEV Only), Fuel Door Open Solenoid Output (PHEV Only), Fuel Pressure Indicator Lamp(LPI), Fuel Pressure Ragulator (GDI Only), Fuel Pump Control, Fuel Pump Relay, Fuel Tank Isolation Valve, Gauge ON, Haptic Steering Wheel Motor Output, Hat Shelf Antenna Output (Power and GND), Hazard Indicator, Hazard Mode State for Turn Signal Lamp Sequential Mode, Head Lamp High Left Output, Head Lamp High Output, Head Lamp High Relay, Head Lamp High Right Output, Head Lamp Low Left Output, Head Lamp Low Output, Head Lamp Low Right Output, Head Lamp Washer Relay, Head Lamp Welcome Command, Heated Handle Indicator(Optional), Heated Handle Output(Optional), Heated Washer Nozzle Output, Heated Washer Nozzle Relay, High Mounted Stop Lamp Output, HMI Mirror Alert Left LED Blinking, HMI Mirror Alert Left LED ON, HMI Mirror Alert Right LED Blinking, HMI Mirror Alert Right LED ON, HMI Switch LED, Ignition 3 Relay, Ignition Coil Enable-Disable-#1, Ignition Coil Enable-Disable-#2, Ignition Coil Enable-Disable-#3, Ignition Coil Enable-Disable-#4, Immobilizer Lamp(Optional), Indicator ALL OFF, Indicator ALL ON, Indicator Output 100%, Indicator Output 25%, Injector(DI) Disable-Cylinder 1, Injector(DI) Disable-Cylinder 2, Injector(DI) Disable-Cylinder 3, Injector(DI) Disable-Cylinder 4, Injector(MPI) Disable-Cylinder 1, Injector(MPI) Disable-Cylinder 2, Injector(MPI) Disable-Cylinder 3, Injector(MPI) Disable-Cylinder 4, Inlet Valve-Left Front, Inlet Valve-Left Rear, Inlet Valve-Right Front, Inlet Valve-Right Rear, Interior Antenna #1 Output (Power and GND), Interior Antenna #2 Output (Power and GND), Interior Antenna #3 (Trunk Antenna : Sedan Type) Output (Power, ITM Valve, Key Hole Illumination (Manual Key Type), Key Interlock Solenoid(Manual Key Type), Lamp Control, LampLoad AutoCut IPS Output, Left Mirror LED Blinking, Left Mirror LED ON, LongTermLoad Cut Relay Output,

Luggage Lamp, Main Relay, Mirror Folding Operation (Option), Mirror Unfolding Operation (Option), Mood Lamp Output, Motor, Move P/SEAT to the Foremost Position(Cushion Extension), Move P/Seat To The Foremost Position(Recline), Move P/Seat To The Foremost Position(Slide), Move P/Seat To The Highest Position(FR Height), Move P/SEAT to the Highest Position(Head Rest), Move P/Seat To The Highest Position(RR Height), Move P/SEAT to the Last Position(Cushion Extension), Move P/Seat To The Last Position(Recline), Move P/Seat To The Last Position(SILDE), Move P/Seat To The Lowest Position(FR Height), Move P/SEAT to the Lowest Position(Head Rest), Move P/Seat To The Lowest Position(RR Height), Navi Wakeup Signal Output, O2 Heater Front (B1-S1), O2 Heater Rear (B1-S2), OBC Wake up Output, Oil Change Warning Lamp, Oil Pressure Warning Lamp, On/Off Solenoid A (SS-A), Openbed Box Lamp Output, Openbed Cargo Lamp Output, Openbed Lamp Switch Indicator Output, Outlet Valve-Left Front, Outlet Valve-Left Rear, Outlet Valve-Right Front, Outlet Valve-Right Rear, Parasitic Current Auto-Block IPS, PAS Buzzer Output (RPAS Buzzer Output), PAS Indicator (RPAS Off Indicator), Passenger Seat Heat Mode to the High, Passenger Seat Vent Mode to the High, Power Supply to the ACC Relay of Main MCU, Power Supply to the IGN1 Relay of Main MCU, Power Supply to the IGN1-IGN2 Relay of Main MCU, Power Supply to the IGN1-STARTER Relay of Main MCU, Power Window Relay, Pressure Control Solenoid (LP), Puddle Pocket Lamp Output, Radiator shutter 1 - Auto test, Radiator shutter 1 - Close test, Radiator shutter 1 - Open test, Read VIN, Rear Bumper Antenna Output (Power and GND), Rear Charge Door Lamp Output, Rear Curtain Down Output [Rear Curtain Hall Sensor Power Output, Rear Curtain Up Output [Rear Curtain Hall Sensor Power Output(O, Rear Defogger Relay, Rear Fog Lamp (Option), Rear Fog Lamp Left Output, Rear Fog Lamp Right Output, Rear Left Door Lock Indicator Output, Rear Left Power Window Down (Option), Rear Left Power Window Up (Option), Rear Left Side Window Auto Down (Option:Curtain Bottom Status), Rear Left Side Window Auto Up (Option:Curtain Bottom Status), Rear Left Side Window Down (Option:Curtain Bottom Status), Rear Left Side Window Up (Option:Curtain Bottom Status), Rear Left Turn Signal Output, Rear LH Seat Heat Mode to the High, Rear LH Seat Vent Mode to the High, Rear Power Window Enable Output (Option), Rear RH Seat Heat Mode to the High, Rear RH Seat Vent Mode to the High, Rear Right Door Lock Indicator Output, Rear Right Power Window Down (Option), Rear Right Power Window Up (Option), Rear Right Side Window Auto Down (Option:Curtain Bottom Status), Rear Right Side Window Auto Up (Option:Curtain Bottom Status), Rear Right Side Window Down (Option:Curtain Bottom Status), Rear Right Side Window Up (Option:Curtain Bottom Status), Rear Right Turn Signal Output, Rear SBR Symbol Indicator Output(Option), Rear Seat Belt Center Indicator (Option), Rear Seat Belt Left Indicator (Option), Rear Seat Belt Right Indicator (Option), Rear Seat Heat Mode to the High, Rear Seat Vent Mode to the High, Rear Top-SVM View, Rear View Switch Indicator Output, Rear Washer Motor Output, Rear Wiper Relay (Option), Rear Wiper Relay, Rear-Left View, Rear-Right View, Rear-SVM View, Rear-Wide View, Right Mirror LED Blinking, Right Mirror LED ON, RL Door Lock Relay, RL Door Unlock Relay, Room Lamp Output, Safety Power Window Sunroof Enable, Security LED, Shift Control Solenoid Valve (28/B), Shift Control Solenoid Valve (37R/C), Shift Control Solenoid Valve (46/C), Shift Control Solenoid Valve (OD and LR), Shift Control Solenoid Valve (UD/C), ShortTermLoad Cut Relay/IPS Output, SSB illumination Output (Power and GND), Start Inhibit Relay (Option), Start Inhibit Relay, Start Relay, Static Bending LH Output (Option), Static Bending RH Output (Option), Steering Warmer Output, Steering Warmer Switch Indicator Output, Stop Lamp Left, Stop Lamp Left/Right/HMSL Output (Option), Stop Lamp Right, Storage Bos Lid Release Relay Output, Sunroof Enable Output, SVM + DRVM(Driving Rear View Monitor), SVM + FrontLeft + FrontRight View, SVM + RearLeft + RearRight View, System Identification, Tail Lamp Relay, Tailgate/Trunk Release Relay, TCI Bypass Valve(Turbo Only), Torque Converter Clutch Solenoid Valve, Turn LH Output, Turn RH Output, Turn Signal Lamp Front Left Output, Turn Signal Lamp Front Right Output, Turn Signal Lamp Rear Left Output, Turn Signal Lamp Rear Right Output, Turn Signal Sound Output, Variable Force Solinoid Valve – Exhaust Bank1 test, Variable

Force Solenoid Valve - Intake Bank1 test, Variable Intake Solenoid(Optional), Wiper High-Speed Relay [Wiper High RLY With Wiper Power RLY], Wiper Low-Speed Relay [Wiper Low RLY With Wiper Power RLY], Wiper Power Relay, Wiper Relay (for INT)[Wiper RLY With Wiper Power RLY]

New Mitsubishi Coverage

6 new Adjustment type special tests:

All Sensor Calibration, Emission Gas Mode, G Sensor Calibration, Lateral G Sensor Calibration, Master Cylinder Pressure Calibration, SAS Calibration

12 new Actuation type special tests:

ECU Information, Emission Gas Mode, Engine TCL Drive, ESS Test Mode, Front Left Wheel ABS Drive, Front Left Wheel TCL Drive, Front Right Wheel ABS Drive, Front Right Wheel TCL Drive, Left Rear Wheel ABS Drive, Left Rear Wheel TCL Drive, Right Rear Wheel ABS Drive, Right Rear Wheel TCL Drive

New Nissan/Infiniti Coverage

- Added coverage for 68 new system applications

220 new Adjustment type special tests:

A/F Initial Learning, A/F Sensor Response Diagnosis Status B1, A/F Sensor Response Diagnosis Status B2, Active Control Engine Mounting A, Active Control Engine Mounting B, Adaptives After Replacing Particulate Filter, Adjustment: Type Of Alarm Signal, AFT Maintenance, After Camshaft Position Sensor Replacement, After Clutch Pedal Switch Replacement, After Crankshaft Position Sensor Replacement, After Electric Throttle Control Actuator Replacement, After Fuel Injector Replacement, After Fuel Rail Pressure Sensor Replacement, After High Pressure Fuel Pump Replacement, After Turbocharger Replacement, After Turbocharger Solenoid Valve Replacement, Air Bleeding, Air Fuel Ratio Correction Value, Air Fuel Ratio Sensor, ALC Setting, Anti Theft Alarm Trigger Setting, Anti-Lock Out Set, AP Position Learn Clear, Auto Door Lock, Auto Light Logic Setting, Auto Park Inhibition, Automatic Door Locking, AUTOMATIC DOOR UNLOCK SELECT, Automatic Lock Setting, Automatic Lock/Unlock Set, Automatic Unlocking, Auxiliary Gearbox Clutch Point Learning, Battery Discharge Current Integration Clear, BCM Diagnosis When Engine Does Not Start, BCM Diagnosis When the Door Lock Is Malfunctioning, Blind Spot Detection Configuration, Blind Spot Detection Shut-Off Requester Test, Blow Mode, Blow Set, Cause of Auto Cancel 2, Cause of Auto Cancel 4, Cause of Auto Cancel 6, CC/SL Program, Check Fuel Lines, Clear Air-Fuel Ratio Learning, Clear ETC Learning, Clear E-VTC Op Learned Angle (Exh), Clear E-VTC Op Learned Deviation Angle (Exh), Clear FFD, Clear LPG Air-fuel Ratio Learning, Clear Normal TAS Learning, Clear Self Learning, Clsd Thl Pos Learn, Clutch Pedal End Stroke, Clutch Point Learning, CLUTCH SENSOR RESET, CML Battery Discharge Current Integration Clear, CO Adjustment, Communication Test With Key, Computer Programming, Conform CVTF Deterioration, Cumulative Sub-Battery Discharge Current Clear, Custom A/Light Setting, Decel G Sensor Calibration, Diagnosis for Remote Engine Starter, Door Lock / Unlock, Door Motor Starting Position Reset, Door Open Detection Acoustic Alarm, Door unlocking Driver door/all doors, Door Unlocking Triggering Delay, DPF Regeneration, Dual battery relay voltage drop count data clear, ECO Mode Reset Function, EGR Control Valve Closed Position Learning, Electric Intake Valve Timing Control Learning, Electric O.P Air Bleeding, Electric Oil Pump Air Bleeding, Engine Adaptive, Engine basis parts value 1 and 2 clear, Engine Brake Adjustment, Engine Start by I-Key, Erase Calibration Data, Erase Learning Value, Erase Memory Data, Erase Statistic Memory, Ethanol Concentration, EVAP

System Close, FEB Operation Mileage, Fine Adjustment Front View Camera Top View, Fine adjustment of DS camera, top view, Fine adjustment of PAS camera, top view, Fine Adjustment Reversing Camera Top View, Finish Brake Pad Replacement, FRE Memory Set, Front Camera Guidelines Correction, Fuel Pressure Release, Fuel Supply Prevention, FWD Clutch Point Learning, G Sensor Calibration, GPF Service Regeneration Reset Routine Execution, High Pressure Fuel Circuit Fault Finding, High Pressure Fuel Pump Total Starts Counter Clear, Horn Chirp Setting, Horn With Keyless Lock, ID Read, ID Registration, Idle Air Vol Learn, Idle Air Volume Learn, Ignition Battery Saver Set, Ignition Timing (ADV), Ignition Timing Adjustment, Illumination Delay Setting, Initialization Position Adjustment, Injection Pump Adaptive, Injection Timing, Interior Light/Door Lock Interaction Setting, Interval of Oil Change (OCS) Oxidation, Key Acknowledgement Signal On Locking, Key Acknowledgement Signal On Unlocking, Key Battery Flat Warning, Lane Dep.Warning Camera Shut-Off Requ.Test, Lane Departure Warning Camera Configuration, Launch Control Counter Reset, Levelizer Adjustment, Lock/Unlock By I-Key, Longitudinal G Sensor Calibration, M/T Neutral Pos Learn, Misfire Count (Past), Misfire count (real-time), Multi Answer Back Setting, Number of Starting 1, Number of Starting 2, Number of Starting 3, Number of Starting 4, Number of Starting Cycles, Oil Change Interval (OCS) Dilution, Panic Alarm Triggering Delay, Pressure Sensor Initialization, Program Key Fobs, Programmed Values, Programming Reinitialization, Programming Selections/Engaging Zones, R Lamp Timer Logic Setting, Rear Door Window Open Detect. Acoustic Alarm, Rear Lid Unlocking Triggering Delay, REC Memory Set, Regeneration of Gasoline Particulate Filter, REMO CONT ID CONFIR, Remo Cont ID Erase, REMO CONT ID REGIST, Reset Adaptation Values for Shift Operation, Reset Adaption To Factory Setting, Reset Fuel And Timing Learn Tables, Reset Fuel Consumption Short Term Log, Reset to Default Settings, Reset Vehicle Height Initial Value, Retained Power Setting, Reversing Camera Guidelines Correction, Room Lamp Off Timer Setting, Room Lamp On Timer Setting, Room Lamp Timer Setting, Rotary Position Sensor Learn, RTCV Actuator Calibrate, Save Computer Data, Save/Write Data for CPU Replace, SC Magnetic Clutch Engage Count Clear, Self-Learning Cont, Set R-DEF Timer, Set Rear Temperature Correction, Set Temperature Correction, Shift Drum Reference Position, Solenoid VTC Operation Start Duty Learning, ST Angle Sensor Adjustment, Start Brake Pad Replacement, Start OBD test: Catalytic converter, Start OBD test: O2 sensors, Starter Operation Count Clear, Starter Operation Counter Clear, Steering Angle Initialization, Steering Angle Sensor Adjustment, Steering Angle Sensor Calibration, Stop/Start engine restart cause data recorder, Stop/Start engine stall cause data recorder, Stop/Start prohibit cause data recorder, Sub-Starter Generator Oper Count Clear, Supercharger Magnet Clutch Engagement Count Clear, System Mode Change, Target Evaporator Temperature Upper Limit Setting, Target Idle RPM Adjustment, Target IGN TIM ADJ, Target Ignition Timing Hold, Tcu Activate Setting, Teach-in Of Selection Range Sensor, Temp Set Correct In Deg C, Temp Set Correct In Deg F, Tire Pressure Sensor Registration, Trunk Open Set, Upshifts, V/T Control Learn, Valve Calibration, Valve Check, Valve Flushing, Valve Timing Adjustment, Valve Timing Offset Data Clear, Valve Timing Offset Data Writing, Vcr Base Position Learning, VIN Registration, VVEL Position Sensor Adj Prepare, Waste Gate Actuator Position Learning Value Clear, Waste Gate Regulation, Weight Classification Sensor Reset, Wiper Speed Setting, Write Fuel Learn Value, Write High Pressure Fuel Pump Total Starts Count, Write Saved Data, Write Starter Operation Count, WRITE VIN(MANUAL INPUT), Write VIN, Zero Point Reset Function

775 new Actuation type special tests:

(TBD)EAP FAIL IND, (TBD)Epkb Request, (TBD)EPS Reaction Force Request, (TBD)Hand Free Warning, (TBD)LDP L STEP, 12V BATTERY CHARGE W-L, 4WD AT Flow, 5TH BOW SYSTEM, A/C Compressor Relay Control, A/C Compressor, A/C Indicator, A/F Sensor Heater, AAC/V Output Duty, AAC/V Output Step, ABS Motor, AC Compressor Relay, AC Compressor, A-C INDICATOR, ACC Indicator Lamp, ACC Indicator, Accelerator Pedal Actuator Test 1, Accelerator Pedal Actuator

Test 2, Accy/RAP Relay, Activate Demo Mode Of Exterior Lamp, Activate the Starter Cut Relay, Active Grille Air Shutter, Active Grille Shutter, Active Pedal, ADAS Buzzer 2, ADAS BUZZER, Advanced Homogeneous Direct Injection Angle, Advanced Stratified Direct Injection Angle, AEB Disp, A-F Ratio Cntrl Stop Stratified Chrg Cmb Trnsfr, Air Bypass Valve Solenoid, Air Cond Rly, Air Conditioner Relay Output, Air Conditioner Test, Air Inlet Control Flap On Front End Panel, Air Inlet Flap, Air Pump Relay, Air Pump, Air/Liquid Pump Of Camera, ALC Disp, ALC Level, ALL INDICATORS DRIVE, All LCD Segments, All Light, ALL SEG, All Shock Absorber, Alternator Duty Cycle, Alternator Duty, Alternator Voltage, Ambient Light 1, Ambient Light 2, Ambient Light 3, Ambient Light 4, Ambient Light 5, Ambient Light 6, Ambient Light 7, Ambient Light 8, ANC Test Tone, Answer Back With I-Key Unlock, Antenna Self-Test, Anti Key Lock In Function, ARC Disp 2, ARC Disp, ARC operation indication, AS Seat Lamp Test, Assist Seat Lamp Test, ATC 1 Disp, ATC 2 Disp, ATC 3 Disp, ATC 4 Disp, ATC 5 Disp, Auto ACC 1, AUTO ACC 2, Auto retractable door mirror, Auto Stop Start, Automatic Back Door, Automatic Brake Hold Lamp Active, Automatic Brake Hold SW Lamp Active, Back Door/Trunk Lock Relay, Back Door/Trunk Unlock, Back Dr Open Warn, Battery Cooling, Battery Heater, Battery Saver, BCI Warning Indicator, Boost Pressure, Booster Solenoid, Boot/Trunk Open, Brake Actuator 1 Mode 1, Brake Actuator 1 Mode 2, Brake Actuator 1 Mode 3, Brake Actuator 2 Mode 1, Brake Actuator 2 Mode 2, Brake Actuator 2 Mode 3, Brake Actuator 3 Mode 1, Brake Actuator 3 Mode 2, Brake Actuator 3 Mode 3, Brake Actuator, Brake Hold Disp, Brake Hold Display, Brake Operation, Brake Release, Brake SW, Brake Switch, BSI Indicator On, BSI ON Indicator, BSI Warning Indicator, BSW Indicator LH, BSW Indicator RH, BSW On Indicator, BSW Warning Lamp, BSW/BSI WARNING LAMP, BSW-BSI INDICATOR DRIVE, BSW-BSI WARNING LAMP, BUZZER 1 (ADAS), BUZZER 1 (CCM), BUZZER 2 (ADAS), BUZZER 2 (CCM), BUZZER 3 (ADAS), BUZZER 3 (CCM), BUZZER 4 (ADAS), BUZZER 4 (CCM), BUZZER DRIVE, Buzzer, Camshaft Dephaser: Solenoid Valve Slide Movement, Camshaft Positioner, Canister Bleed Solenoid Valve, Canister Drain Cut Valve, Cargo Lamp Output, Catalyst Exhaust Gas Downstream O2 Resistance Heater PWM, Catalyst Exhaust Gas Upstream O2 Resistance Heater PWM, Cause of Auto Cancel 1, Causes Of Engine Stop Prevention, CBV Position Override, Charge Air Cooler Cooling Electric Water Pump, CHARGE STAT INDICATOR 1, CHARGE STAT INDICATOR 2, CHARGE STAT INDICATOR 3, Charge Status Indicator 1, Charge Status Indicator 2, Charge Status Indicator 3, Check Activated Canister Shutoff Valve, Check Boost Pressure Control, Check Component Purging Pressure Control, Check Coolant Pump Switchover Valve, Check Coolant Thermostat Heating Element, Check Cylinder Fuel Injectors For Leaks, Check Cylinder Fuel Injectors, Check Deceleration Air Switchover Valve, Check Engine And AC With Integrated Control Fan Motor, Check Engine Oil Pump Valve, Check Exhaust Camshaft Solenoid, Check Fuel High Pressure Circulation for Leak Tightness, Check Fuel Pressure And Temperature Sensor Rail Pressure, Check Fuel Tank Pressure Sensor, Check Intake Camshaft Solenoid, Check Intake Port Shutoff Actuator Motor, Check Purging Switchover Valve, Check Quantity Control Valve, Check Throttle Valve Actuator, Check Valve Bypass Valve, CNG Cylinder Shutoff Valve, CNG Engine Shutoff Valve, Command St Whl Forc, Command Steering Angle, Component Quantity Control Valve, Compressor, Confirm Dongle ID, Continuously Variable Valve Timing Control Side Intake, Coolant Circulation Switching S/V, Coolant Temperature, Cooling Fan High, Cooling Fan Relay Low, Cooling Fan, Cornering Lamp Test, CORNERING LAMP, C-SCV Target Step (Bank1), C-SCV Target Step (Bank2), C-VTC Target Angle, Cylinder Cutout Test, Daytime Running Light, DCA Indicator, DC-DC Conv Duty, DEF Dosing Unit Override Test, DEF Line Heater Test, DEF System Leak Test, DEF Tank Heater Test, DIG Power Balance Cylinder 1, DIG Power Balance Cylinder 2, DIG Power Balance Cylinder 3, DIG Power Balance Cylinder 4, DIG Power Balance Cylinder 5, DIG Power Balance Cylinder 6, DIG Power Balance Cylinder 7, DIG Power Balance Cylinder 8, Display: Headlamp Leveling, Display: Test, Door Handle Lamp Test, Door Lock Ind, Door Lock Indicator, Door lock status indicator, Door Lock, Door Mirror LED LH, Door Mirror LED RH, Door Warning Test, DOWNSTREAM OXYGEN SENSOR HEATING,

Drive Mode Test, Driver Door Lamp, Driver Seat, EAP SW LAMP, EAPM Warning Lamp, ECO Indicator Lamp, ECO Tree, EGR Cont (Mode 1), EGR Cont (Mode 3), EGR Control Valve, EGR Cut Solenoid, EGR Solenoid, EGR System, EGR Vol Cont/V, EGR VOL CONT-V, EGRC Solenoid Valve, Electric Fan Override Test, Electric Parking Brake Activation, Electric Water Pump, Electrical Control EGR Target Step, Electrical Control Engine Mount Motor, Electronic Throttle Control, ENG COOLANT TEMP, Engine Coolant Bypass Valve, Engine Coolant Electric Water Pump, Engine Coolant Temperature, Engine Fan Override Test, Engine Mounting, Engine Oil Pressure Control Solenoid Valve, Engine Piloted Oil Pump, ENGINE SPEED OUTPUT TEST, Engine Start Request, Engine Start, Engine Sw Illumi, ESS Active, ESS Relay Active, ETC Correction Valve, ETS Solenoid Control, ETS S-V, EV SYSTEM W-L, EVAP Canister Purge Control Solenoid Valve, EVAP CNT Duty Valve Open, EVAP Leak Diag, EVAP Leak Mode8, EVAP Leak P1441, E-VTC Target Angle (Exhaust), EXH V-T ASSIGN ANGLE, Exhaust Air Flap, Exhaust Camshaft Dephaser Solenoid Valve, Exhaust Camshaft Set Point, Exhaust Fuel Injector, Exhaust Gas Recirculation Cooler Bypass Valve, Exhaust Solenoid, Exhaust Valve Timing Assign Angle, Exhaust Valve Timing Control Solenoid Valve, Exterior Lamps, External Buzzer, EXTERNAL LAMPS, Fan Duty Control, Fan Unit High Speed Relay, FAN UNIT HIGH SPEED, Fan Unit Low Speed Relay, FAN UNIT LOW SPEED, FL Shock Absorber, FL Tire Disp, Flasher test, Flasher, FLAT TIRE WARNING, Flex-Fuel Additional Pump, Flex-Fuel Additional Solenoid Valve, FLYWHEEL TARGET PROGRAMMING, Fog Lamp Override, FPCM, FR Fog lamp, FR LH ABS Solenoid (ACT), FR LH ABS SOLENOID(ACT), FR LH SOL, FR RH ABS Solenoid (ACT), FR RH ABS SOLENOID(ACT), FR RH SOL, FR Shock Absorber, FR Tire Disp, Fr Wiper, Fresh Air Memory, Front Assist Window, Front Buzzer, Front Driver Window, Front Fog Lamp, Front lamp, Front Left Solenoid, Front Right Solenoid, Front window defogger (driver side), Front window defogger (passenger side), Front Wiper Test, Front Wiper, F-S CHG RLY, Fuel Flow Actuator, Fuel Flow Solenoid Valve, Fuel Heater Relay, Fuel Heater, Fuel Injection, Fuel Lid Open Indicate, FUEL LID OPEN, FUEL METER DIAGNOSIS(ANALOG METER), Fuel Pressure Solenoid Valve, Fuel Pump Control Module, Fuel Pump Relay 2, Fuel Pump Relay 3, Fuel Pump Relay, Fuel Pump, Fuel Rail Pressure Control Valve, Fuel Rail Pressure, Fuel Return Valve, Fuel Shutoff Valve 1, Fuel Shutoff Valve 2, Fuel Shutoff Valve 3, Fuel Shutoff Valve, Fuel Supply Pump Override Test, Fuel System Leakage Test, FUEL-T TEMP SEN, Gas Pump Command State, Glow Relay, HALF BACK DOOR, Hazard Answer Back, Hazard Lamp, HDC DISP, HDC Display, Head Lamp High, Head Lamp Washer, HEAD LAMP(HI), Head Lamp, Head Lamps, Headlamp High, Headlamp Low, Headlamp Washer, Heater Relay Unit, Heater Valve Flow, HEATING RESISTOR RELAY 1, HEATING RESISTOR RELAY 2, HEATING RESISTOR RELAY 3, High Beam Assist Test, High Beam Lamp Test, High Pressure Circuit Leak Test, Horn Acknowledgement Signal, HORN LAMP, Horn Test, Horn, Horn-IPDM-E, Horn-Multi Remote Ent, HPCR Fuel Act Override, Hv Battery Cooling Fan, HVAC Test, Hydraulic Motor, HYDRAULIC PRESSURE RELEASE, IAC AAC Valve, IACV-AAC/V Opening, ICC Buzzer, ICC Warning Lamp, ID REGIST WARNING, Idle Target RPM, Ign Cont2, IGN KEY WARN ALM, Ignition Accessory Battery Saver, Ignition Cont1, Ignition Cont2, Ignition Cylinder 1, Ignition Cylinder 2, Ignition Cylinder 3, Ignition Cylinder 4, Ignition Illumination, Ignition Key Gong, Ignition Key In Alarm, Ignition Key Warning Alarm, Ignition On Ind, Ignition On Warning System, Ignition Relay, Ignition Switch LED Power, Ignition Timing (Mode 1), Ignition Timing (Mode 3), Ignition Timing, Ill Dim Signal, Illumination Dim Signal, Immobilizer Lamp, INDICATOR LAMP DRIVE, Indicator, Injection Pressure Regulator, Injector Cylinder 2, Injector Cylinder 3, Injector Cylinder 4, Injector-Cylinder 1, Inside ANT Diagnosis, Inside Buzzer, Instrument Cluster Indicat. Lamps, INT LAMP, INT V/T ASSIGN ANGLE, INT V-T ASSIGN ANGLE, Intake Duct S/V, Intake Manifold Pressure Solenoid, Intake Valve Timing Control Solenoid Valve, Intank Fuel Temperature Sensor, INTELLIGENT KEY LINK (CAN), Intelligent Key Link, Interior Lamp, Interior Lamps, Interrupt Disp, Key Fob Low Battery Warning, Key Fob Power Window Test, Key Lock Solenoid, Key Reminder Warn, Key Reminder, Lamps, Lane Departure W/L, Lane Departure Warning Display, LANE

DEPARTURE W-L, LCD, LDP Buzzer, LDP ON IND, Ldp On Indicator, LDP Warning Indicator, LDP Warning Lamp, LDW On Indicator, LDW Warning Indicator, LDW Warning Lamp, LED LH INDICATOR, LED, Left Exterior Mirror LED Test, Left Solenoid, Levelizer Test, Lifting motor, Light On Alarm, LIGHT WARN ALM, Lock (Central Locking), Lock Doors, Lock Indicator, Lock Operation, Low Beam Swivel Test Left, Low Beam Swivel Test Right, LOW BEAM TEST LEFT, LOW BEAM TEST RIGHT, Low Pressure Fuel Pump, Low-Beam Headlight Left, Low-Beam Headlight Right, LPG Air Fuel Ratio Revision Value, LPG Shutoff Valve Relay, Luggage Lamp Test, Lumbar support (Up-Down) motor, Malfunction Status Of Stop/Start System, MAP BARO SW Sol, MAP/Baro SW/V, Master Warning Active, Memory Indicator 1, Memory Indicator 2, MEMORY SW INDCTR, Meter Buzzer, Meter Lamp, Mirror +5 V Test, MIRROR MOTOR LH, MIRROR MOTOR RH, Mixture Ratio, Mode 1 DIG Power Balance Cylinder 1, Mode 1 DIG Power Balance Cylinder 2, Mode 1 DIG Power Balance Cylinder 3, Mode 1 DIG Power Balance Cylinder 4, Mode 1 DIG Power Balance Cylinder 5, Mode 1 DIG Power Balance Cylinder 6, Mode 1 DIG Power Balance Cylinder 7, Mode 1 DIG Power Balance Cylinder 8, Mode 3 DIG Power Balance Cylinder 1, Mode 3 DIG Power Balance Cylinder 2, Mode 3 DIG Power Balance Cylinder 3, Mode 3 DIG Power Balance Cylinder 4, Mode 3 DIG Power Balance Cylinder 5, Mode 3 DIG Power Balance Cylinder 6, Mode 3 DIG Power Balance Cylinder 7, Mode 3 DIG Power Balance Cylinder 8, Motor Fan, MOTORIZED THROTTLE, Oil Pressure Sw, Oil Pressure Switch, Optic Axis Active Test, Outside Buzzer, Oxygen Sensor 1 Heater, Oxygen Sensor 2 Heater, P Range, P/REG CONT SOL/V, Panic Alarm, Parcel Shelf, Parking Brake Full Release, Parking Lamp, Partial Load Operation Crankcase Ventilation Valve, Passenger Door Lamp, PB SW indicator ON, PBD, Pedal Motor, Plug In Indicator, Power Balance (Cylinder #1), Power Balance (Cylinder #2), Power Balance (Cylinder #3), Power Balance (Cylinder #4), Power Balance (Cylinder #5), Power Balance (Cylinder #6), Power Balance (Cylinder #7), Power Balance (Cylinder #8), Power Balance, Power Limitation Indicator, Power Slide Door, Power Sliding Door, POWER WINDOW (LH-RH), Power Window Down, Power Window Remote Down Set, PRES Regulator, Pressure Control Solenoid A, Pressure Control Solenoid B, Pressure Control Solenoid C, Programming CI Touch Point, PROGRAMMING THROTTLE LIMITS, PRVR Solenoid, PSD PBD Open Test, PTC Heater Relay 1, PTC Heater Relay 2, PTC Heater Relay 3, PTC Relay-1, PTC Relay-2, PTC Relay-3, Purg Vol Cont/V, PURG VOL CONT-V, Purge Volume Cont V, Purging Switchover Valve, Push Switch Indicator, Quick Charge Permit Signal Circuit, Quick Charge Relay +, Quick Charge Relay -, RAB Warning Lamp (Malfunction), RAB Warning Lamp (Operation), Radiator Fan Drive, Radiator Fan Output Hi, Radiator Fan Output Lo, Radiator Fan Relay Test, Radiator Fan Relay, RCTA-BSW Indicator, Read Tire Id, READY Indicator Lamp, Ready Indicator, Rear Assist Window, Rear Buzzer, Rear Defogger Indicator, Rear Defogger, Rear Driver Window, Rear Left Door Lamp, Rear Left Solenoid, Rear O2 Diagnosis, Rear Right Door Lamp, Rear Right Solenoid, Rear Window Defogger, Rear Wiper, Reclining motor, Recycle Air Memory Switch, Release Hand Warning, Remote Engine Starter, Retractable Mirror, Reverse Gear Reset Values Of Shift Operations, Reverse Lamp Relay, REVERSE LAMP RLY, Reverse Lamp, Reverse Warning, Right Exterior Mirror LED Test, Right Solenoid, Rise Up Wiper Test, RL Shock Absorber, RL Tire Disp, ROOF LATCHED LH-RH, ROOF STATE OUTPUT(AUDIO), ROOF SYSTEM, Roof, RR Fog Lamp, RR LH ABS Solenoid (ACT), RR LH ABS SOLENOID(ACT), RR LH SOL, RR O2 Sensor Heater, RR RH ABS Solenoid (ACT), RR RH ABS SOLENOID(ACT), RR RH SOL, RR Shock Absorber, RR Tire Disp, RR Wiper, RTCV Hysteresis Test, RUN FLAT TIRE W/L, Run Flat Tire Warning Buzzer, RUN FLAT TIRE W-L, RUN FLAT-T WARN BUZZER, SCB/V Cont SOL/V, SCR Performance, SCV Solenoid, Seat belt lamp test, Seat Belt Warn Test, SEAT LIFT, SEAT LIFTER FR, Seat Lifter Front, Seat Lifter Rear, SEAT LIFTER RR, SEAT LIFTER, Seat Reclining, SEAT SLIDE, Secondary Air Cut Solenoid, Security Horn, Security Indicator, Setting Initialize Completion Flag, Shift Lock Solenoid, Shift Solenoid A, Shift Solenoid B, Shift Solenoid C, Shift Solenoid D, Shift Solenoid E, Shift Spot Lamp Test, SHIFTLOCK SOLENOID TEST, SHIFTLOCK SOLENOID TEST, Short Cranking Output, Siren,

Sliding motor, Slow Mode, SOFT TOP SYSTEM, Solenoid Actuator Driving FR 2 Wheels, Solenoid Actuator Driving FR-LH, Solenoid Actuator Driving FR-RH, Solenoid Actuator Driving RR 2 Wheels, Solenoid Actuator Driving RR-LH, Solenoid Actuator Driving RR-RH, Solenoid Driving FR-LH, Solenoid Driving FR-RH, Solenoid Driving RR, Solenoid Driving RR-LH, Solenoid Driving RR-RH, Sonar buzzer, Speaker Mute Signal, Speed Sensor Function, START Button Illumination, Start Up Sound Speaker, Starter Cut Relay, Stationary Cornering Lamp Low, Steering Reaction Force Activation, Step Lamp Test, Stop Current Command, Stop Lamp 1, Stop Lamp 2, Stop Lamp 3, Stop Lamp Off Relay 1 Active, Stop Lamp Off Relay 2 Active, Stop Lamp Off Relay, Stop Lamp ON Relay Active, Stop Lamp On Relay, Stop Lamp, Stop Light Relay, Stop start OFF switch indicator, STORAGE LID, Stratified Direct Injection Timing Angle, Stratified EGR Position, Sub Fuel Cont Sol /V, Sub Fuel Pump Relay, Super Charger Clutch Relay, Super Lock, Supercharger Clutch Relay, SWIRL CONT SOL VALVE, Swirl Control Valve, Switch lamp 2, Switch lamp 3, Switch Lamp, SYSTEM ON LAMP DRIVE, Tail Lamp, Tail Light, TANK FUEL TEMPERATURE SENSOR, TARGET EGR ANGLE, Target EGR Position, Target Electric Throttle Control Angle, Target Equivalence Ratio Control, Target Fan RPM, Target Idle Speed, TC Bypass Valve, TC-SC BYPASS VALVE, TCV Power System Test, TELESCO MOTOR, THEFT IND, Theft Indicator, Thermostat Heater Control Solenoid Valve, Thigh support motor, Third O2 Sensor Heater, Third O2/S Diagnosis, Throttle Valve Position Setpoint, Tilt Motor, Timing Retard, Tire Pressure Warning Lamp, TPMS ID flat tire warn, TPMS ID Registration Warning, TPMS LAMP WARN TEST, Trunk Open Test, TRUNK OPENER, Trunk, Trunk/Back Door, Trunk/Glass Hatch Open, Trunk/Glass Hatch, Trunk-back door, TRUNK-GLASS HATCH, Trunk-Luggage Lamp Test, Trunk-luggage lamp, Tumble Control Valve, TUMBLE CONTROL VALVE~TUMBLE CONTROL VALVE, Turbocharger Boost Control Actuator, Turbocharger Boost Control Solenoid Valve, Turbocharger Wastegate Solenoid Valve, Turbocharging Solenoid Valve, Turn Disp, Turn display (LH), Turn display (RH), TURN SIGNAL LAMP LEFT, TURN SIGNAL LAMP RIGHT, Unit Characteristics Data, Unlock Doors, Unlock Driver Door, Unlock Passenger Door, Unlock Rear Doors, UPSTREAM O2 SENSOR HEATING, V/T Assign Angle, Valve Timing Sol, Valve, Variable Duct Solenoid Output, VC/V Bypass/V, VCR System, Vehicle Disp, Vehicle Height Standard Position Forcing Return, Vehicle Security Horn, VEHICLE SECURITYT HORN, Vent Control Valve, VENT CONTROL-V, VIAS S/V-1, VIAS Solenoid, VIAS S-V-1, VIAS S-V-2, Vibration Motor, VMC left turning operation indication, VMC Right turning operation indication, Voltage Control, Voltage Pattern Output, VSP Off Indicator, VSP SPEAKER LH, VSP SPEAKER RH, VSP Speaker, VTC Solenoid, VVL Int Exh Solenoid Simultaneous Drive, VVL Solenoid Exhaust, VVL Solenoid Intake, W/G, Warning Buzzer, Warning Lamp, Warning System Indicator, Warning Tone Gen. Roof Position, Washer Fluid Pump Relay, Wastegate Actuator, Water Pump 1, Water Temperature, Welcome Light, Window lifter, front, Window lifter, rear left, Window lifter, rear right, YAW STEP L, YAW STEP R, Yellow Lane Dep.Warng.Indic. Lamp

New Subaru Coverage

2 new Adjustment type special tests:

Steering Angle Sensor and Lateral G Sensor 0 Point, Steering Angle Sensor and Neutral G Sensor 0 Point

New Toyota/Lexus Coverage

433 new Adjustment type special tests:

2 Steps Fade Out Control Function, 6MT Setting, A/C Control Mode Switching, A/T Code Reset, Activate Parking Brake After Pad Replacement, Activate Parking Brake For Pad Replacement, Activate The VSV For Air Bleed Control, Activate/Stop/Status DSC Bleeding(HL), Activate/Stop/Status DSC Bleeding(HR), Activate/Stop/Status DSC Bleeding(VL),

Activate/Stop/Status DSC Bleeding(VR), Actuator Air Bleeding Pattern, Add Foot Air in FACE Mode, Advanced Illumination System Setting, Advanced Parking Guidance Avoidance Distance, Advanced Parking Guidance Parallel Parking Area, Advanced Parking Guidance Perpendicular Parking, AFS (Electronic Swivel) Function, AFS Function, AHS Function, AHS Operation Pattern Setting, Air Bleed, Air Bleeding - FL Line, Air Bleeding - FR Line, Air Bleeding - RL Line, Air Bleeding - RR Line, Air Bleeding Pattern - RL Wheel, Air Bleeding Pattern - RR Wheel, Air Conditioner Mode, Air Conditioner Switch Indicator Function, Air Inlet Damper Mode, Air Inlet Damper Targ Pulse, Air Inlet Mode, Air Outlet Servo Pulse (P), Air Purifier Auto Cancel, Air Purifier, All Readiness, All Unlock/Open-Close, Ambient lighting adaptation, Ambient lighting: Automatic addressing, Ambient Temperature Adjustment, Ambient Temperature Shift, Approach Display OFF, Assembly Position Of Window Lifters, AT Code Registration, ATF Thermal Degradation Estimate Reset, Auto A/C, Auto Fold Mirror, Auto Lock Time, Auto Lock, Auto Lock/Shift, Auto Mode Start Function, Auto Rear Wiper in Reverse Setting, Auto Unlock/Shift, Automatic Door Lock Function, Automatic Door Unlock Function, Automatic Locking after Getting Out Function, Automatic Locking Cancel Time Adjust, Automatic Locking Time Adjust, Automatic Locking Timeout Adjust, Back Door Opening Operation, Back Door P/W UP when half-shut, Back Door Power Window Down, Back Door Power Window Up, Bad Weather Function, Battery Current Sensor Initialization, Bleed, Blower Operation Setting (StopStart), Bluetooth Connection History, Body Ctrl with Torque Demand, Brake Fluid Flush Reminder (CBS) Reset, Brake Pedal Pos. Sensor Zero Pos. Compensat., Button Press Buzzer, Camera Synchronous Error History, Center Console Spot Light, Central electronics control unit reset, Clear Abnormal Operation History, Close ALL P/W Function, Commissioning Electric Parking Brake, Communication Remote Engine Starter, Compressor Mode, Compressor/Air Inlet DEF operation, Control Mode, Cruising Range Reset, D Seat Lift Up Buckle Operation Function, D Seat Lower Back Operation Away Function, D Seat Lower Cushion Operation Away Function, D Seat Lumbar Operation Away Function, D Seat Operation Interference Avoidance Function, D Seat Reclining Link Headrest F/R Length Function, D Seat Refresh Level Setting, D Seat Shoulder Operation Away Function, D Seat Side Back Support Operation Away Function, D Side Cushion Support Operation Away Function, D Window Auto Down, D Window Auto Up, Daylight Function, DCM Microphone Volume Adjust, DCM Operation History, DCM Speaker Volume Adjust, Deactivate Parking Brake For Pad Replacement, Deceleration Sensor Zero Point Calibration, DEF(PSW/Lock) Mode Setting, Delay of Monitoring, Destination Setting, Destination(Manual Regist), Detection of Vehicle, Diagnostic Mode, Disassembly position of window lifters, Disp Ex OFF Sen, Disp Ex ON Sen, Door Handle Lock Button, Door Key Linked Back P/W DOWN, Door Key Linked Back P/W UP, Door Key P/W Down, Door Key P/W Up, Door Key Related Close, Door Key Related Open, Door Key Related Operation, Door Unlock Mode, Door Unlock Mode2, Door Unlock Sensor Touch Time Adjust, Double Door Lock Time Adjust, Double Door Unlock Setting, Double Lock, Drain System Air Bleeding Pattern, Driver Seat RA Lumbar Support Oper, Driver Seat RA Pelvis Support Oper, Driver Seat RA Side Support Oper, Driver Side Seatbelt Warning Buzzer, Driver's Door Power Window Regulator Initialisation, Driving Dynamics Sensor Adjustment, DRL Function, DSC Brake Bleed Procedure, ECO Drive Indicator Light, ECO Drive Indicator Zone, ECO MODE Cancel, ECO Mode Start Function, ECU Reset, Electric Parking Brake System: Test Mode Procedure, Electrical Steering Column Adjustment Standardization, Emission Gas Sensor Shift, Engine Revolution (For Judging Stable Combustion), Engine Start Indicator, Engine Switch Light Function, Entry Delay Time, Entry Delay, EPS: Steering Start-Up, EV System Start Indicator, Evaporator Control, Exterior Light (Door Open), Exterior Light Control, Exterior mirror test, FACE Wind Amount Adjust Function, Factory Mode, Fan speed increment control, Filter Sensor, FL Neck Heater Auto Mode Adjustment, FL Seat A/C and Heater Sensitivity Adjust, Flasher Sound Tone Setting, Flasher Sound Volume Adjustment, Follow Me Home Lighting Time, Foot/DEF Auto Mode, Foot/DEF Automatic Blow Up Function, Fr Rr Buzzer Freq, Fr Rr Buzzer Volume, Fr Corner Sensor Onset Range, FR Neck Heater Auto Mode

Adjustment, FR Seat A/C and Heater Sensitivity Adjust, Fr Sensor Onset Range, Fr Side Sens Actuation Setting, Fr/Rr Seat Interference Avoidance Function (D), Front Brake Pad Wear Indicator Reset, Front Driver/Pass Door Power Window Regulator Initialization, Front Passenger Side Seatbelt Warning Buzzer, Front Passenger's Door Power Window Regulator Initialisation, Front Side Dist Sensor, Front SW Auto Operation, GPS Signal, Halogen Lamp/HID, Headlight in Conjunction with Wiper, Headlight Upper Shade Angle Setting, Height Offset Rear Wheels, Height Sensor Initialization, History Clear, HWD Auto Function, I/L ON W/Door Key Unlock, I/L when ACC OFF, ICS Function, ICS Stop Distance, ICS SW Status Memory, ID Registration/Tire Position Write, IG ON Key Out Warning, Ignition Available Area, Illumination Module A1, Illumination Module A2, Illumination Module A3, Illumination Module A4, Illumination Module B1, Illumination Module B2, Illumination Module B3, Illumination Module B4, Illumination System, Initialise puncture indicator, Initialization Of Both Rear Window Lifters, Injection Timing Value, Inside Foot Light, Interior Light Control, Intrusion Sensor Function, Intrusion Sensor Sensitivity Level, Intrusion Sensor Sound Detection Function, Intrusion Win Opened, Intuitive P/A Auto Mute Function, Ion Generate Control, Keep Sense Buzzer, Key Left in Vehicle Buz2, Key Low Battery Warning, Key Out Range Warning, Key Remind Sound, Key Remind Volume, Keyless entry: Deactivate/activate, Lane Change Flashing Times Setting, Lane CHG Flash CNT, Language, Learning Value Reset, Leave Buzzer Volume, Light Auto OFF Delay, Light Control, Light up Clearance Lights at Door Unlock Function, Light up Clearance Lights Door Unlock Function, Lighting (EXT): Headlight Assembly Adjustment, Lighting Time, Linked Rear Wiper Washer, Low Speed Wide Light Function, Mirr-Foot-Lgt Approached/Exterior Light Approached, Mirr-Foot-Lgt Unlocked/Exterior Light Unlocked, Mirr-Foot-Lgt w/Master SW, Mirror Foot Light Time/Exterior Light Time, MT/AT Setting, Noise and Vibration Reduction, Non P/R Range Rear Sensor, Normal Battery Stack Average Voltage Calculation, Object Not Moving 3s Buzz Vol, ODO Display Time After IG OFF Setting, Off-Road Guidance Indicator, Optical Disc Error History, Out-Handle-Lgt Approached, Out-Handle-Lgt Unlocked, Out-Handle-Lgt w/Master SW, Outside Air Mode Auto Switch Function, Outside Door Handle Fold Adjust, Oxygen Supply, P Window Auto Down From Driver, P Window Auto Down, P Window Auto Up From Driver, P Window Auto Up, P/W Down W/ Transmit, P/W Up W/ Smart, P/W Up W/ Transmit, P/W Wireless Ope Buzz, Panic Alarm Function, Panic Function, Park Wait Time, Partition Lighting Adjust, Passenger Take Key, Passive Mode (Security System), PCS Alarm Activation Distance Retention Setting 1, PCS Alarm Activation Distance Retention Setting 3, PCS Operation State Retention Setting, PCS Warning Sensitivity Retention Setting, Pilot Injection Volume, Platform Information Setting, Power Saving Wait Time(Out Of Entry Range), Power Supply Air Bleeding Pattern 1, Power Supply Air Bleeding Pattern 2, Power Window Voice Control Function, Pre Air Conditioner Defrosting Function, Prevention of Key Left in Vehicle, Provision of When Door is Half Open, Proximity Sound Control (Vehicle Stationary), Proximity Sound Level Increase (Vehicle Starting), Proximity Sound Volume Adjustment, PSD Preparation for Open Function, RCTAB Function, RCTAB Operation Timing Setting, RCTAB Sensitivity, RDC Initialization, Rear A/P HI Set, Rear Brake Pad Wear Indicator Reset, Rear Curtain Close Relay, Rear Curtain Open Relay, Rear Driver/Pass Side Door Pwr Window Regulator Initialization, Rear Seatbelt Warning Buzzer Function, Rear Seatbelt Warning Buzzer, Rear Shade Delay Time, Rear SW Auto Operation, Rear Wiper INT Operation, Rear Wiper Interval Speed, Rear Wiper Retract Time, Recog ECU H Temp Hist Reset, Remote Air Conditioner Start Setting, Remote Air Conditioner Stop Setting, Remote Door Lock Function, Remote Eng Start Stop Setting (Trunk Lid Opened), Reset Control Unit, Reset Memory, Reset puncture indicator, Reset Starter Lock, Residential Area Mode Setting, Reverse Coupled Actuation Mirror Angle, Reverse Range Front Sensor, Rewipe Function, Right Headlight Shade Angle Setting, RL Seat A/C and Heater Sensitivity Adjust, RL Seat Heater Auto Function, RL Window Auto Down From Driver, RL Window Auto Down, RL Window Auto Up From Driver, RL Window Auto Up, Roof Opened Intrusion Function, Room Light when Aprchd, R-pos to Rear Sun Shade COM, Rr Corner Sensor Long

Distance Detection (Shift R), Rr Corner Sensor Onset Range, RR Seat A/C and Heater Sensitivity Adjust, RR Seat Heater Auto Function, Rr Sensor Onset Range, RR Window Auto Down From Driver, RR Window Auto Down, RR Window Auto Up From Driver, RR Window Auto Up, S-Belt-Bkl-Lgt/ACC OFF, S-Belt-Bkl-Lgt/Door Open, Scuff Plate Lamp linked to D-Door Unlock SW, Scuff Plate Lamp linked to Door open, Scuff Plate Lamp linked to Smart, Scuff Plate Lamp linked to Wireless Key, Seat Belt Warning, Seat Blast Mode Setting, Seat Heater Auto Operation, Seat Lift Up Distance Adjust, Seat Move Distance, Seat Position Voice Control Function, Seat position/Tilt Telesco memory recall setting, Seat Travel Distance, Seatbelt Information Indicator, Security Alarm Setting, Security control with mechanism key, Security System, Sedan/Wagon Setting, Sensitivity, Sensor Condition N, Sensor Unit Zero Position Compensation, Servomotor Initialization, Set Temperature Shift, S-FLOW Control Auto Function, Shade Upper Area Lighting Function, Shift Control Synchronization, Side Sensor Alarm Function, Side Sensor Onset Range, Slide Link Cushion Length Ctrl, Slide Link Hdrest Length Ctrl, Slide Roof Open Warning, Slide Roof Voice Control Function, Slide/Tilt Sunroof Initialization, Smart Back Door P/W Down, Smart Back Door P/W ON Time, Smart Back Door P/W Up, Software Error History, Sonar Mode, Start PreA/C, Steering Angle Sensor Calibration, Steering column adjustment adaptation, Steering column adjustment initialisation, Steering Heater Auto Function, Steering Heater Sensitivity Adjust, Step Light Lighting Time, Stop PreA/C, SUBARU/Toyota, Sudden Braking Notification Function, Suggestion Service Function, Switch Oil Maintenance Display, Tacho Meter Mode, Tail Remind Buzzer Function, Tail Remind Buzzer, Temporary Mute Function, Temporary Mute Reset Speed Adjust, Timing Adjustment of PSD Prep for Open Function, Tire Pressure Sensor Registration, Torque Sensor Adjustment, Total Warm-up Time Setting, Touch Activation Over Threshold, Touch Panel Reaction Time Adjust (Multi Operation), TPMS/RDC - Reset Production Mode, Trunk Lid Operation, Trunk Link with Door Lock, Trunk Open Mode, Units By Region, Unlock 2 Operation, Unlock Key Twice, User Support Service Function, Usual Air Bleeding - All lines, Usual Air Bleeding - FL Line, Usual Air Bleeding - FR Line, Usual Air Bleeding - RL Line, Usual Air Bleeding - RR Line, Valet Mode Cancel, Valve current adapting, Video Device Connection Check(mm), Warm-up Time Setting, Warning by Glass Broken Sensor, Warning by Horn, Warning Time, Window lifter motors: Adapting, Window Lifter Standard Initialization, Window Open Warning, Windshield Wiper Service Position Adjustment, Wiper Voice Control Function, Wireless Auto Lock, Wireless Buzzer Resp, Wireless Buzzer Vol, Wireless Buzzer Volume Setting, Wireless Buzzer Volume, Wireless Control, Wireless Glass Hatch Open, Wireless Key Related Close, Wireless Key Related Open, Wireless Key Related Operation, Wireless Lock Function with Doors Open, Wireless Power Saving, Write VIN, Zero Point Calibration Sensitivity Check, Zero Point Calibration

962 new Actuation type special tests:

4WD Indicator (Green), 4WD Warning Indicator, 4WD Warning Light, A/C Idle Up VSV, A/F Control, A/M Servo Pulse(FR D), A/M Servo Pulse(FR P), A/O Servo Pulse(FR D), A/O Servo Pulse(FR P), A/O Servo Pulse(Rr D), A/O Servo Pulse(Rr P), A/T Indicator Operation 1, A/T Indicator Operation 3, A/T Oil Temperature Operation, ABS Front Left Hold Solenoid, ABS Front Left Release Solenoid, ABS Front Right Hold Solenoid, ABS Front Right Release Solenoid, ABS Indicator Lamp, ABS Pump Activation Test (5 seconds), ABS Rear Left Hold Solenoid, ABS Rear Right Hold Solenoid, ABS Rear Right Release Solenoid, ABS Solenoid (SFLH), ABS Solenoid (SFLR), ABS Solenoid (SFRH), ABS Solenoid (SFRR), ABS Solenoid (SRLH), ABS Solenoid (SRLR), ABS Solenoid (SRRH), ABS Solenoid (SRRR), ABS Solenoid, ABS Warning Light, Access to Rear Seat Signal, Accumulator Valve (Downside), Accumulator Valve (Upside), Accumulator Zero Down, ACM Inhibit, Activate DPF Rejuvenate (PM), Activate DPF Rejuvenate (S), Activate DS1 Solenoid, Activate DS2 Solenoid, Activate DSL Solenoid, Activate EGR Cooler Bypass VSV, Activate Fuel Pressure Switching Valve, Activate Fuel Route Switching Valve Relay, Activate Lock Up, Activate S1 Solenoid, Activate S2 Solenoid, Activate S3 Solenoid, Activate S4 Solenoid, Activate SL Solenoid,

Activate SL1 Solenoid, Activate SL2 Solenoid, Activate SL3 Solenoid, Activate SL4 Solenoid, Activate SL5 Solenoid, Activate SLS Solenoid, Activate SLT Solenoid, Activate SLU Solenoid, Activate SR Solenoid, Activate ST Solenoid, Activate the (Inverter) Water Pump, Activate The ACC Cut Relay, Activate the Air Inlet Damper Target Pulse, Activate The Air Pump Heater, Activate The Coolant Water Route Switching Valve, Activate The EGR Valve Close, Activate the Electric Heater1 Relay, Activate the Electric Heater2 Relay, Activate the Electric Heater3 Relay, Activate The Emergency Solenoid Valve, Activate The Fuel Pump Speed Control, Activate The Fuel Pump2 Speed Control, Activate The Fuel Return Pipe Valve, Activate the In-tank Fuel Pump Relay, Activate The LPG Solenoid Valve, Activate the Mirror Heater Relay, Activate the Oil Pump(1000rpm), Activate the Oil Pump(500rpm), Activate The Power Window, Activate The Pre-Stroke Control Valve, Activate the Rear AC Magnet Valve, Activate The Return Solenoid Valve, Activate the Slip Indicator Light, Activate The Solenoid (SC1), Activate The Solenoid (SC2), Activate The Solenoid (SLN), Activate The Solenoid(Sc), Activate The Solenoid(Slp), Activate the Starter Cut Relay, Activate The Starter Relay, Activate The Vacuum Pump, Activate The VALVEMATIC After Warm Up, Activate The VALVEMATIC Before Warm Up, Activate The VN Turbo Cleaning, Activate The VSV For AICS, Activate The VSV For Canister Control, Activate The VSV For Evap Control, Activate The VSV For Exhaust Brake, Activate The VSV For Fuel Pressure Up Control, Activate The VSV For Purge Cut, Activate The VSV For Tank Bypass, Activate The Water Flow Valve 3, Activate The Water Flow Valve 4, Activate The Water Flow Valve 5, Activate The Water Pump, Activate Vent VSV, Activate/Stop/Status DSC Pulse Valves(AVHLAVHR), Activate/Stop/Status DSC Pulse Valves(AVVLAVVR), Activate/Stop/Status DSC Pulse Valves(EVHLEVHR), Activate/Stop/Status DSC Pulse Valves(EVVLEVVR), Active TRC Indicator, Active TRC Warning Indicator, Actuator Test, AF/O2 Sensor Operation, Air Cleaner Warning, Air Conditioner Auto Indicator, Air Inlet Damper (Rear), Air Inlet, Air Mix Damper (D Side), Air Mix Damper (Driver Side), Air Mix Damper (P Side), Air Mix Damper (Passenger Side), Air Mix Damper (Rear), Air Mix Servo Targ Pulse(D), Air Mix Servo Targ Pulse(P), Air Mix Servomotor Pulse D Side, Air Outlet (Front), Air Outlet (Rear), Air Outlet Damper (Driver Side), Air Outlet Damper (Passenger Side), Air Outlet Damper (Rear), Air Outlet Damper, Air Outlet DEF, Air Outlet Rear FOOT (Driver Side), Air Outlet Rear FOOT (Passenger Side), Air Outlet Servometer Pulse (D), Air Purifier Mode, Air Purifier(Ion), Air Suspension Indicator - HI, Air Suspension Indicator - LO, Air Suspension Indicator - N, Alternator Voltage Control, Ambient Temperature, ARS Warning Light, Ashtray Light, ASL Indicator, Assist Fan, A-TRC(TRAC) Indicator Light, Auto Light, Auto LSD Indicator Light, Auto Mode, Auto Oil Supply System, Auto Power OFF Cancel, Auto Switch, Auto-Hold Indicator Lamp, AutoHold LED Control, Automated EVAP Test, Automatic High Beam Indicator, Automatic High Beam Operation, Automatic High Beam Switch Light, Automatic High Beam, Auxiliary Battery Charge Warning, Back Door Select, Back Door Sensor Power Supply, Batt Cool Down Servo Targ Pls, Battery Charge, Battery Cooling Fan Control, Battery Magnetic Valve, BDC Terminal_15 (de-)activation, BH Operated Light, BH Standby Indicator, BH Standby Light, Blind Spot Monitor Indicator, Blower Motor, Brake Ejector VSV, Brake Indicator Lamp, Brake Lights, Brake Line Mix-up test, Brake Lining Wear Warning, Brake Override Indicator, Brake Warning Light, BSM OFF Indicator, BSM State, BSM Switch Indicator (Daytime), BSM Switch Indicator (Night/ Moving), BSM Switch Indicator (Night/ Stopped), Buzzer For Accessory Output, Buzzer, Cargo Light, Catalyst OT Misfire Prevention F/C, Ceiling Light, Cent Consol Spot LGT, Charge Indicator Lamp, Charge Warning (Red), Charge Warning Indicator, Check Antennas, Check Display, Check Engine Lamp, Check Engine MIL, Check Mode, Clearance Light, Clearance Sonar Indicator (Daytime), Clearance Sonar Indicator (Night Running), Clearance Sonar Indicator (Night Stopping), Clearance Sonar LCD Indicator, Clearance Sonar Switch Activation, CNG Mode Indicator, Compression Check, Compression Test, Compressor Clutch, Compressor Target Speed, Connect The TC And TE1, Control ETCS Open/Close - Fast, Control ETCS Open/Close - Slow, Control Injection Volume for A/F, Control The A/C Cut Signal, Control The A/C Magnet Clutch, Control The All Cylinders Fuel

Cut(CNG), Control The All Cylinders Fuel Cut, Control The C/D, Control the Cylinder#1 Fuel Cut, Control the Cylinder#2 Fuel Cut, Control the Cylinder#3 Fuel Cut, Control the Cylinder#4 Fuel Cut, Control the Cylinder#5 Fuel Cut, Control the Cylinder#6 Fuel Cut, Control The EGR Step Position, Control The EGR System, Control The Electric Cooling Fan, Control The ETCS Open/Close Fast Speed, Control The ETCS Open/Close Slow Speed, Control The Exhaust Exterior Valve Angle, Control The Fuel Pump / Speed, Control The Idle Fuel Cut Prohibit, Control The Injection Volume For A/F Sensor, Control The Injection Volume(CNG), Control The Intercooler Water Pump, Control The Line Pressure Up, Control The Lock Up, Control The Selected Cylinder Fuel Cut, Control the Shift Position 4 Speed, Control the Shift Position 6 Speed, Control The Shift Position, Control The Shift Ratio (CVT), Control The VVT Linear (Bank1), Control The VVT Linear (Bank2), Control The VVT System (Bank1), Control the VVT-iE Linear (Bank 1), Control the VVT-iE Linear (Bank 2), Control Valve In A/C Compressor, Control VVT Exhaust Linear (Bank1), Control VVT Exhaust Linear (Bank2), Cool A/M Servo Pulse(D), Cool A/M Servo Pulse(P), Cool Air Bypass Damper (Driver Side), Cool Air Bypass Damper (Passenger Side), Cool Air Bypass Pls(P), Cool Air Bypass Pulse, Cooling Electric Expansion Valve, Cornering Lamp Test, Cornering Light, Cornering Light-Front Side Illuminate Light, Courtesy Light, Crawl Control Light, CRAWL Indicator Light, CRAWL Indicator, CRAWL Warning Indicator, Cruise Control-PCS-LKA Buzzer, Cruise Indicator, Cushion Length, Cylinder Compression Check, D-4S (A/F Control), D-4S (Fuel Cut), D-4S (Injection Volume), DAB Indicator Light, Day/Night Time signal, Daytime Running Light, D-Door Unlock, DEF A/O Servo Pulse(D), Defogger Control, Defogger Relay Rear, Dehumidification Magnetic Valve, Deicer Relay Front, Delivery Heater, Delivery Shut Valve, Diesel Particulate Filter Warning, Diesel Throttle Target Angle #2, Diesel Throttle Target Angle 2, Diesel Throttle Target Angle, Diffuse Pulse(R), Dim mirror, Dimmer Signal, Display Mode, Door Illumination 1, Door Illumination 2, Door Lock Indicator, Door Lock, Door Lock/Unlock Status Lamp, Door Open/Close State, Double Lock Set, Double Lock Unset, Downhill Assist Control Light, Drift From The Lane, Drive The Leveling Motor, Driver and Passenger Seat Belt Motor, Driver Seat Belt Motor, Driver Side Courtesy Lamp, Driver Side Door Open, Driver Side Seat Belt, Dr-Seat Outside Transmitter, Dr-Seat Select, D-Seat Outside Transmitter, D-Seat Select, DSS Signal Buzzer, DSU Solenoid, Easy Access Buckle, EBS Relay, ECB Control Invalid, ECB Main Relay 2, ECB Main Relay, ECB Main Relay2, ECB Motor Relay, ECB Motor Relay2, ECB Solenoid (SC1), ECB Solenoid (SC2), ECB Solenoid (SCC), ECB Solenoid (SGH), ECB Solenoid (SLA) Valve Close, ECB Solenoid (SLA), ECB Solenoid (SLAFL) Valve Close, ECB Solenoid (SLAFL) Valve Open, ECB Solenoid (SLAFL), ECB Solenoid (SLAFL2), ECB Solenoid (SLAFR) Valve Close, ECB Solenoid (SLAFR) Valve Open, ECB Solenoid (SLAFR), ECB Solenoid (SLAFR2), ECB Solenoid (SLARL) Valve Close, ECB Solenoid (SLARL) Valve Open, ECB Solenoid (SLARL), ECB Solenoid (SLARL2), ECB Solenoid (SLARR) Valve Close, ECB Solenoid (SLARR) Valve Open, ECB Solenoid (SLARR), ECB Solenoid (SLARR2), ECB Solenoid (SLR) Valve Close, ECB Solenoid (SLR), ECB Solenoid (SLRFL) Valve Close, ECB Solenoid (SLRFL) Valve Open, ECB Solenoid (SLRFL), ECB Solenoid (SLRFL2), ECB Solenoid (SLRFR) Valve Close, ECB Solenoid (SLRFR) Valve Open, ECB Solenoid (SLRFR), ECB Solenoid (SLRFR2), ECB Solenoid (SLRRL) Valve Close, ECB Solenoid (SLRRL) Valve Open, ECB Solenoid (SLRRL), ECB Solenoid (SLRRL2), ECB Solenoid (SLRRR) Valve Close, ECB Solenoid (SLRRR) Valve Open, ECB Solenoid (SLRRR), ECB Solenoid (SLRRR2), ECB Solenoid (SMC), ECB Solenoid (SMC/SRC/SCC), ECB Solenoid (SMC1), ECB Solenoid (SMC2), ECB Solenoid (SMC-SRC-SCC), ECB Solenoid (SRC), ECB Solenoid (SSA), ECB Solenoid (SSC), ECB Warning Indicator, ECB Warning Light, ECO Mode Indicator, ECT Sensor, EGR Cut VSV, EGR Step Position #2 Control, EGR Step Position, Electric Heater1, Electric Heater2, Electric Heater3, Electric Water Heater, Electrical Fan, Emergency Exit Warning, Emission Pulse(R), Engine Speed, EPB Auto OFF Indicator, EPB Warning Light, ESP Test, EV Mode Indicator, EV System Warning Lamp, Evaporator Magnetic Valve, Exhaust Bypass VSV Control, Exhaust Gas VSV Control, Exhaust Shutter VSV, Exhaust Switching VSV, Exterior Lighting SW, Exterior mirror:

System self-test, Face A/O Servo Pulse(D), Face A/O Servo Pulse(P), Face Direction Check, Flash Handle Fold, Flash Handle Return, Fog Lights, Fold/Unfold Mirrors, Foot A/O Servo Pulse(D), Foot A/O Servo Pulse(P), Foot Light, Forcible Stop of Inverter Drive, Front Buzzer, Front Door Power Windows Regulator Initialisation, Front Fog Light Relay, Front Fog Light, Front Foot Light, Front Left Seat Blower, Front Left Seat Heater, Front Passenger Side Door Open, Front Passenger Side Seat Belt, Front Right Seat Blower, Front Right Seat Heater, Front Sliding Sunshade, Front Vertical Operation, Front Washer Relay, Front Wiper Hi Operation, Front Wiper Lo Operation, Front/Rear Buzzer, Fr-Seat Inside Transmitter, Fuel Consumption Meter Operation, Fuel Cooler Solenoid Valve, Fuel Cooler VSV, Fuel Cut Bank 2 For Idle, Fuel Filler Opener, Fuel Filter Indicator, Fuel Indicator (CNG), Fuel Indicator Lamp, Fuel Injector Timing, Fuel Leak Test, Fuel Lid Opener, Fuel Lid, Fuel Meter Operation (CNG), Fuel Meter Operation (Reductant), Fuel Meter Operation, Fuel Pressure Relief Valve Open, Fuel Pump Duty Control, Fuel Pump Duty, Fuel Pump Single Phase Energization (U Phase), Fuel Pump Single Phase Energization (V Phase), Fuel Pump Single Phase Energization (W Phase), Fuel Pump Single Phase Energization, Fuel Pump Speed Control, Fuel Vapor-Containment Valve, Glass Hatch Open Operation, Glass Hatch Open, Go to Dealer Indicator, H/B Motor Relay, HA-CTRL Buzzer, Hazard Answer Back, Hazard, H-B Motor Relay, HCAC System VSV, HCAC VSV Check, HCAC VSV, Head Lamp Warning Indicator, Head Light Hi, Headlight Cleaner, Headlight Indicator, Headlight Leveling Indicator, Headlight Relay, Headlight Washer System, Headrest Front-Rear, Headrest Motor, Heads Up Display Indicator, Heat Exchange Shut Valve, Heater Valve, Heating Electric Expansion Valve, Heating Three-way Valve, HICM System Check, High Pressure Magnetic Valve, High Voltage Electric Heater, High-Beam Headlights, Hill Hold Control Button Led, Hill Start Assist Indicator, Hold Lamp, Horn, Hot A/M Servo Pulse(D), Hot A/M Servo Pulse(P), HV System Certification Mode Indicator, HV Unit Hot Warning Indicator, HWD Relay, Hybrid System Warning, Hydrogen Leak Indicator, IAC Duty Ratio, ICS OFF Indicator, IG OFF P/W Control Permission Output, IGP Signal, Illuminated Entry System, Immobilizer Indicator, iMT Indicator (Green), iMT Indicator (Yellow), Indicat. A/T P, Indicat. Hold, Indicat. INTUITIVE P/A LCD, Indicat. Lamp O/D OFF, Indicat. Lamp VSC OFF, Indicat. Ready (EV), Indicat. VSC OFF, Indicate. Pre-Collision, Indicator 2nd START, Indicator 4LO, Indicator 4WD AUTO, Indicator 4WD Lock, Indicator 4WD, Indicator AFS, Indicator Auto LSD, Indicator Brake Hold, Indicator Condition, Indicator CRAWL, Indicator Ctr DIFF LOCK, Indicator Downhill Assist Control, Indicator ECO, Indicator ECONO, Indicator EPS, Indicator EV Mode, Indicator For Lighting, Indicator GLOW, Indicator Height High, Indicator Key, Indicator Lamp Airbag, Indicator Lamp Back Door Open, Indicator Lamp Beam, Indicator Lamp Charge, Indicator Lamp Coolant Cool, Indicator Lamp Coolant Hot, Indicator Lamp Cruise, Indicator Lamp Doors All open, Indicator Lamp ECB, Indicator Lamp ECT PWR, Indicator Lamp ECT SNOW, Indicator Lamp Fr FOG, Indicator Lamp Head, Indicator Lamp Hood Door Open, Indicator Lamp Luggage Door Open, Indicator Lamp oil Level, Indicator Lamp Oil Pressure, Indicator Lamp Rr FOG, Indicator Lamp Rr Light, Indicator Lamp Slip, Indicator Lamp Tail, Indicator Lamp Washer, Indicator Lamp Water Level, Indicator Lithium Charge, Indicator MMT E Mode, Indicator MMT M Mode, Indicator Navi CVT, Indicator Oil Maintenance, Indicator Over Speed, Indicator Park, Indicator Ready(HV), Indicator Rear Differential LOCK, Indicator Rear Door LH open, Indicator Rear Door RH open, Indicator Ride Mode, Indicator SIL, Indicator Slip-OFF, Indicator Sport(CVT Sport), Indicator Tail Cancel, Indicator TEMS Comfort, Indicator Timing Belt, Indicator Tire Pressure Warning System, IndicatorHeadlamp Auto Leveling, IndicatorTEMS Sports, Infrared Signal Status, Injection Timing #1, Injection Timing #2, Injection Timing #3, Injection Timing #4, Injection Timing #5, Injection Timing #6, Injection Timing #7, Injection Timing #8, Injection Volume Control, Injection Volume, Injection Way Control, Injector Compensation, Inside and Outside Change, Inside Handle Illumination, Inside Handle Light, Inside Luggage Tuner Power Supply ON, Inside Luggage Tuner Power Supply, Inside Trunk/Backdoor Transmitter, Inspection Mode, Instrument Panel Illumination, Intake Air VSV Control, Intake Control VSV, Intake VSV 2 Control, Intelligent Parking Assist

Indicator, Interior Illumination Light, Interior Illumination Light1, Interior Panel Relay, Interlocking Shift OFF Display, Interlocking Shift ON Display, Intrusion Sensor Power, Intrusion Sensor, INTUITIVE P/A LCD OFF Indicator, Ion Generator, ISC Step Position, KDSS Indicator, Key Ring Light, LDA Control Indicator (Left), LDA Control Indicator (Right), LDA Control Indicator, LDA Indicator (White), LDA Warning Indicator (Left), LDA Warning Indicator (Right), LDA Warning Indicator, Left Turn Signal Lamp, LH Courtesy Light, LH Mirror Up/Down, Lift Up Buckle, Lifter Operation, Light Relay, Limited Power Indicator, Line Pressure Solenoid, Lithium Battery Check Indicator, Lithium Battery Hot Indicator, LKA Lane Out Alarm Buzzer, Locator Lighting, Lock All Doors, Lock and Enable, Lock Display, Lock Faulty Display, Low Pressure Magnetic Valve, Low-Beam Headlights, Lower Air Mix (Driver Side), Lower Air Mix (Passenger Side), Lower Back, Lower Cushion, LPG Indicator, Luggage Compartment Light, Luggage Mode Indicator, Lumbar Bottom, Lumbar Lift, Lumbar Middle, Lumbar Slide, Lumbar Upper, LWR Reference Run, M/H Bypass Cool Servo Pls, M/H Bypass Hot Servo Pls, Magnetic Clutch Relay, Magnetic Valve Operation, Main Battery(HV) Indicator, Maintenance Indicator Lamp, Manual EVAP System Check, Master Warning, Meter Display 1, Meter Display 2, Middle Pressure Magnetic Valve, Mirror Auto Indicator (Daytime), Mirror Auto Indicator (Night Running), Mirror Auto Indicator (Night Stopping), Mirror Fold, Mirror Heater Relay, Mirror Heater, Mirror Heating, Mirror Left/Right, Mirror Return, Mirror Up/Down, Motor Relay Control, Motor Relay, Move SMC left to bottom left, Move SMC left to bottom right, Move SMC left to top left, Move SMC left to top right, Move SMC right to bottom right, Move SMC right to top left, Move SMC right to top right, Multi Channel SW, Multi Switch Operation, Night Lighting, Normal Sleep Mode, Not Available Display, O/D Cut Signal, OFF Road Guidance Indicator, Off-road 1 Indicator (Daytime), Off-road 1 Indicator (Nighttime), Off-road 2 Indicator (Daytime), Off-road 2 Indicator (Nighttime), Off-road 3 Indicator (Daytime), Off-road 3 Indicator (Nighttime), Off-road 4 Indicator (Daytime), Off-road 4 Indicator (Nighttime), Off-Road Switch Light, Oil Pressure Meter Operation, Open Door Warning, Outside Trunk/Backdoor Transmitter, Overhead Tuner Power Supply ON, Overhead Tuner Power Supply, Overheat Display, Oxygen Drive, P Range Display, P Range Indicator, P Supply for Steering Lock, Pager For Accessory Output, Passenger Courtesy Lamp, Passenger Seat Belt Motor, Passenger Seat Operation Switch Indicator, Passenger Side Power Window, PCS Approach Alarm Buzzer, PCS Collision Alarm Buzzer, PCS Crash Alarm Buzzer, PCS Warning Indicator, Pelvis Support Operation, PKB Full Release Control, PKB Haul Display, PKB Light, PKB Lock Control, PKB Lock1, PKB Release Control, PKB Release1, Power Down, Power For BDoor Sens, Power For DR-Seat Sens, Power For D-Seat Sens, Power For Intrusion Sensor2, Power For PR-Seat Sens, Power For P-Seat Sens, Power For Tilt Sensor, Power Meter Operation, Power Running Board Forced Retracting, Power Supply Air Bleeding Pattern2, Power Window SW LED, Power Windows, Power/Engine SW Light, PPS Indicator, PPS Solenoid, Pre Crash Brake OFF Light, Pre-Charge Pump, Pre-crash Indicator, Pr-Seat Outside Transmitter, Pr-Seat Select, P-Seat Outside Transmitter, P-Seat Select, Pulse-wheel test, Pump Check Pattern, Pump Control, Purge Dilution Valve Duty Bank 2, Radar Cruise Approach Alarm Buzzer, Radar Cruise Indicator, Radar Cruise Ready Indicator, Radar Cruise Stop Buzzer, RCTA Indicator, RCTA OFF Indicator, Rear A/M Servo Pulse(P), Rear A-C Mag Valve, Rear Air Mix Servo Target Pulse, Rear Blower Motor, Rear Buzzer, Rear Defogger Switch, Rear Defogger, Rear Driver and Passenger Window Regulator Initialization, Rear Driver Side Power Window Close, Rear Driver Side Power Window Open, Rear Driver Side Sensor Power Supply, Rear Driver's Door Power Window Regulator Initialisation, Rear Fog Lamp, Rear Fog Light Relay, Rear Fog Light, Rear Left Seat Blower, Rear Left Seat Heater, Rear Passenger Side Power Window Close, Rear Passenger Side Power Window Open, Rear Passenger Side Sensor Power Supply, Rear Passenger's Door Power Window Regulator Initialisation, Rear personal light, Rear Right Seat Blower, Rear Right Seat Heater, Rear Seat Belt, Rear Seat Lumbar Adjustment, Rear Side Buckle Light, Rear Washer Relay, Rear Wiper Operation, Rear Wiper Washer Motor Relay, Rear Wiper, Reductant Consumption Warning, Reductant Discharge,

Reductant Filling (Pressure Keep), Reductant Injection Valve, Reductant Pipe Heater, Reductant Pump Check (Backward), Reductant Purge, Reductant Quality Warning, Reductant Tank Heater, Reductant Warning Indicator, Refresh B1, Refresh B2, Refresh B3, Refresh B4, Refresh B5, Refresh C1, Refresh C2, Refresh C3, Refresh C4, Refrigerant Gas Volume Check, Regulator Shut Valve, Relay for Interior Light Auto Cut Function, Release Display, Remote Engine Starter, Reverse Buzzer, Reverse Gear Signal, RH Courtesy Light, RH Mirror Right/Left, RH Mirror Up/Down, Right Turn Signal Lamp, RL Wheel Air Bleeding Pattern, Room Temp Sensor, Rr Inner Wheel Control Indicator, Rr Inner Wheel Control Warning, RR Wheel Air Bleeding Pattern, Rr-Seat Inside Transmitter, SCV Duty Ratio, Seat Backrest Recline, Seat Belt Indicator, Seat Belt Motor Backwards Operation, Seat Heater Active Level, Seat Slide Operation, Secondary Air VSV Control, Security Horn 2, Security Horn, Security Indicator, Sensitivity Check, Service Function Measured Data Wheel Electronics, SET Indicator, Shift Lock, Shift-By-Wire Warning, Shock Detection Unlock, Shoulder, Shut Off Valve, Side Back Support, Side Cushion Support, Side Mirror Foot Light, Side Support Operation, Signal Check, SIL Down Indicator, SIL Up Indicator, SLC Solenoid, Slide Roof, Slip Control System, Slip Indicator Light, SLS Pressure, Smart System Indicator, Smart System Warning, SOC Warning Indicator, Solar Sensor, Solenoid (SB), Solenoid Relay, Solenoid(SB), Solenoid(ST), Speed Alarm Buzzer, Speed Meter Operation, Sport Mode Lamp, Start SW Light Power Supply, Steering Heater Indicator (Yellow), Steering Heater, Step Light, Stoichiometric Ratio Combustion, Stop And Start OFF Indicator, Stop And Start ON Indicator, Stop Lamp, Stop Light Relay, Stop light System Indicator Light, Stratified Charge Combustion, Stroke Simulator Cut Valve Pattern, Sub Fuel Gauge Operation, Sub Fuel Tank VSV, Sudden Braking Notification Signal, Supercharger Control, Swirl Control VSV, T/M Cooler Oil Pump, Tachometer Operation, Tail Lights, Tail OFF Indicator, Taillight Relay, Target Fuel Pressure Control, Temporary Activation and Temporary Deactivation, Test Mode, Test the Turbo Charger Step Motor #2, Test The Turbo Charger Step Motor, Tire Pressure Indicator, Tire Pressure Light, Tire Pressure Test Mode, Tow Haul Indicator, TPMS Warning Light, Trac Motor Relay, TRAC Solenoid (SPFL), TRAC Solenoid (SPFR), TRAC Solenoid (SRCF), TRAC Solenoid (SRCR), TRAC Solenoid (SRMF), TRAC Solenoid (SRMR), TRACK Mode Indicator Light, TRC OFF Indicator Light, TRC(TRAC) Motor Relay, TRC(TRAC) OFF Indicator Light, Trunk And Back-Door Open, Turbo Boost VSV Control, Turbo Pressure VSV, Turn Light LH Relay Operation, Turn Light RH Relay Operation, Turn Signal Indicator - Left, Turn Signal Indicator - Right, Unlock All Doors, Upper Air Mix (Driver Side), Upper Air Mix (Passenger Side), Variable Intake VSV Control, Vehicle Approach Warning OFF Indicator, Vehicle Horn, Vehicle Proximity Notification System Warning, Viscous Heater, VN Turbo Open, VSC Indicator Lamp, VSC OFF Indicator Light, VSC Warning Light, VSC/TRAC Off Indicator Light, VSC/TRAC Solenoid, VSC/TRC Indicator, VSC/TRC Solenoid (SMF), VSC/TRC Solenoid (SMR), VSC/TRC Solenoid (SPFL), VSC/TRC Solenoid (SPFR), VSC/TRC Solenoid (SRCF), VSC/TRC Solenoid (SRCR), VSC/TRC Solenoid (SRMF), VSC/TRC Solenoid (SRMR), VSC-TRAC Off Indicator Light, VSC-TRAC Solenoid (SMF), VSC-TRAC Solenoid (SMR), VSC-TRAC Solenoid (SPFL), VSC-TRAC Solenoid (SPFR), VSC-TRAC Solenoid (SRCF), VSC-TRAC Solenoid (SRCR), VSC-TRAC Solenoid (SRMF), VSC-TRAC Solenoid (SRMR), VSC-TRC(TRAC) Solenoid, VVT Exhaust Linear (Bank 1), VVT Exhaust Linear (Bank 2), VVT Linear (Bank 2), VVT System (Bank 2), VVTL System (Bank 1), VVTL System (Bank 2), Washer Nozzle Heater, Water Pump, Water Temperature Meter Operation, Wheel Electronics - Warning and Calibration Data, Wheel Speed Sensor Functional Test, Wheel Speed Sensor Supply, Windscreen Washer Pump, Wiper Power Relay, Wiper Service Position, Wireless Buzzer, Wireless Door Lock Diag Mode

New Alfa Romeo Coverage

6 new Actuation type special tests:

Headlamps moving in the central vertical position, Headlamps moving in the highest position, Headlamps moving in the left limit position, Headlamps moving in the lowest position, Headlamps moving in the right limit position, Headlamps moving in the straight ahead position

New Audi Coverage

- Added coverage for 354 new system applications

2709 new Adjustment type special tests:

12 Volt Energy Management Reset Basic Setting, A/C Comfort Parameter For Start/Stop Function, A/C Compressor Adaptation, AAU CL Address, ABS Pumping Characteristic, Accepting Component List, Access EEPROM Value, Accumulator bleeding, Accumulator Charging And Deactivate Self-Levelling, Accumulator charging, Acknowledge Comfort Closing With Flashing Light, Activ. / Deactivation Charging HV Battery, Activ./deactiv. Traffic Message Channel (TMC), Activate Air Suspension, Activate Display, Activate Gateway Control Unit Transport Mode, Activate Service Position, Activate shipping mode, Activate Showroom Mode, Activate test mode, Activate/Deactiv. Pass.Compartm.Suppl.Heater, Activate/Deactivate Cruise Control, Activate/Deactivate Emergency Braking Flashing, Activate/Deactivate Emergency Warning Flashing, Activate/Deactivate Freeway Blinking, Activate/Deactivate Front Wiper Service Position, Activate/Deactivate Parking Lights, Activate/Deactivate Production Mode, Activate/Deactivate Roller Dynamometer Mode, Activate/Deactivate Shipment Mode, Activate/Deactivate Start/Stop Function, Activate/Deactivate Water Droplet Removal, Activating CAirHt Logic, Activation Deactivation Of Popups For Active Tracking Services, Activation Of Bypassvalve Starting In Control Pause Threshold F, Activation Time Of Basic Adjustment Air Conditioner Compressor, Activation Time To Close Rear Lid With Remote Control, Activation Time To Open Rear Lid With Remote Control, Activation Tone Adjustment, Active Noise Cancellation EOL Test, Actuation Time To Open Rear Lid With Remote Control, Actuator Test Increment, Actuator Test Passes, Actuator Test Start Frequency, Actuator Test Stop Frequency, Adapt Automatic Rear Lid Locking At 5 km/h, Adapt Cardan Sync, Adapt Chain Lengthening after Eng Components Replacement, Adapt Chain Lengthening after Timing Chain Replacement, Adapt Chain Lengthening Diagnosis after ECM Replacement, Adapt Chain Lengthening with No Parts Replaced, Adapt Charge Air Pressure Actuator-After Component Replacement, Adapt Convenience Blinking Cycles, Adapt DPF Adaptation Values, Adapt Fuel Consumption Indicator, Adapt Fuel Gauge, Adapt Opening An Individual Door, Adapt Parking Light at Terminal 15, Adapt Signal Horn At Terminal 15, Adaptation - A/C System Start-Up Behavior, Adaptation - Activation Seat Ventilation, Adaptation - Activation Temperature Window Heater, Adaptation - After Heating Time Of Auxiliary Heater, Adaptation - After Run Time For Auxiliary Heater With A/C, Adaptation - Auxiliary Heating Retrofit Without CAN, Adaptation - Basic Setting Running Time For Compressor Break-In, Adaptation - Blower Reduction During Slow Driving, Adaptation - Compressor Activation In Efficiency Mode, Adaptation - Compressor Ratio For Torque Calculation, Adaptation - Duration Of Compressor Run-In, Adaptation - Electro Magnetic Tolerance Mode Of Actuator Motors, Adaptation - End Stops Of Position Sensors In Vents, Adaptation - End Values Of Position Sensors In Vents, Adaptation - Front Windshield Heater, Adaptation - Humidity Management, Adaptation - Interior Air Conditioning Status, Adaptation - Maximum Running Time For Pump After Run, Adaptation - MMI Display Time At Temperature Adjustment, Adaptation - MMI Display Time, Adaptation - MMI Display Unit For Rear Control, Adaptation - Reducing Window Condensation At High Air Humidity, Adaptation - Reset Adaptation Value Of Vent Position Sensors, Adaptation - Seat Heating Activation, Adaptation

- Seat Ventilation Activation Level, Adaptation - Stop Enable For Start/Stop Function, Adaptation - Tolerance Range For Flap End Stops, Adaptation - Windshield Defogger Takeover, Adaptation (10) / Long Adaptation (0A), Adaptation Acknowledgement Comfort Locking, Adaptation Acoustic Feedback When Locking, Adaptation Acoustic Feedback When Unlocking, Adaptation -Activation Temperature Seat Heating, Adaptation -Activation Temperature Seat Ventilation, Adaptation ATAS Alarm Delay, Adaptation Automatic Locking, Adaptation Automatic Unlocking, Adaptation Coming Home Function, Adaptation Country Setting Of Intelligent Alarm Horn, Adaptation Engine Temperature Management Actuator, Adaptation Feedback For Locking By A Key, Adaptation Feedback For Locking Via RRC, Adaptation Feedback For Unlocking Via A Key, Adaptation Feedback For Unlocking Via RRC, Adaptation Flashing Cycles For Convenience Turn Signal Feature, Adaptation Headlamp Washer System, Adaptation Inclination Sensor Sensitivity, Adaptation Interior Monitoring Sensitivity, Adaptation Leaving Home Function, Adaptation Locking Via Access And Start Authorization, Adaptation Of Air Flow In Footwell, Adaptation Of Blower Voltage During Compressor Break In, Adaptation Of Cam Shaft Position Sensor, Adaptation Of Coolant Pump, Adaptation Of Fresh Air Blower Voltage, Adaptation Of Idle Speed, Adaptation Of Radiator Shutter, Adaptation Of Service-Interval Display, Adaptation Of Temperature Characteristic In Summer Mode, Adaptation Of Temperature Characteristic In Winter Mode, Adaptation Of Transmission Neutral Position Sensor, Adaptation Radiator Shutter Motor, Adaptation -Seat Heating Activation Level, Adaptation Steering Wheel Heater, Adaptation Unlocking Via Access And Start Authorization, Adapting Battery Monitoring (Sounder), Adapting End Stops, Adapting Of Control Motors, Adapting Single Door Unlock, Adapting/Setting Turbocharger, Adaption After Adjustment, Adaption Function Reset, Adaption of application point, Adaption Of Brake Pedal Sensor, Adaption Of Camshaft Angle Based On Knock Sensor, Adaption Of Clutch Slip Points, Adaption Of Crankshaft Sensor Tolerance, Adaption Of Differential Pressure Sensor For DPF, Adaption of Differential Pressure Sensor Low Pressure EGR, Adaption Of Engine Torque Loss In Idle Speed, Adaption Of Exhaust Gas Flap 2, Adaption Of Exhaust Gas Flap, Adaption Of Low Pressure EGR Exhaust Flap Actuator, Adaption of low pressure EGR valve, Adaption Of Oxygen Sensor Bank 1 Sensor 1 Binary Type, Adaption Of Radiator Shutter Control, Adaption Of Reductant Tank Level Sensing To Raw Value, Adaption Of Speed Limitation, Adaption Of Turbo Charger 1, Adaption Of Turbo Charger Bypass Valve, Adaption Of Turbocharger Turbine Inlet Actuator, Adaption Of Water Mixing Actuator Charge Air Cooling, Adaption Of Work Engine Speed Maximum, Adaption Sequence Of Hybrid Components, Adaptiondyn.oil Press. Warn.:speed Threshold, Adaptive Brake Light, Adaptive Damping System Basic Setting, Adaptive Starting Assistant, AdBlue (SCR) Reset, Adblue Circuit System Drainage, Adblue Circuit: Pressure Reduction, Adblue Dosing Valve: Test, AdBlue Injected Quantity Test, Adblue Metered Quantity Measurement, Adblue Tank Level Reset, Added Offset To Can Bus Signal Deck Lid Position, Additional Features, Additional Functions, Additional Heater Glow Plug: Reset Adaptation Values, Additional Heating Lower Threshold Coolant Fluid Temp, Additional Heating Lower Threshold Outdoor Temp, Additional Heating Temp Threshold Big To Med, Additional Heating Temp Threshold Big To Power, Additional Heating Temp Threshold Low To Control Pause, Additional Heating Temp Threshold Low To Med, Additional Heating Temp Threshold Med To Big, Additional Heating Temp Threshold Med To Low, Additional Heating Temp Threshold Power To Big, Additional Heating Temp Threshold Start To Control Pause Or Add, Additional Heating Temp Threshold Start To Control Pause, Additional Heating Threshold For Start Delay Time, Additional Heating Upper Threshold Outdoor Temp, Additional MMI Options, Additional Heating Upper Threshold Coolant Fluid Temp, Adjust/Re-adjust Charge Air Pressure Actuator, Adjustable Rear Spoiler Control Unit Data Set 1, Adjustable Rear Spoiler Control Unit Data Set 2, Adjustment Fuel Feed Pump On Low Fuel Level, Adjustment Injector 1, Adjustment Injector 2, Adjustment Injector 3, Adjustment Injector 4, Adjustment Injector 5, Adjustment Injector 6, Adjustment Of Brake Pressure Sensor, Adjustment Of Center Body Vent Blower With Voice Control, Adjustment Of Idle Speed, Adjustment Of Lateral

Acceleration Sensor, Adjustment Of Longitudinal Acceleration Sensor, Adjustment Of Rotation Rate Lateral/Longit. Acc. Sensor, Adjustment Of Steering Angle Sensor, Adjustment Of Torque For Starting Up The Engine, Adjustment Of Vehicle Level Sensors, Adjustment Range Front (High Value), Adjustment Range Front (Low Value), Adjustment Range Rear (High Value), Adjustment Range Rear (Low Value), Adjustment, Adjustment: Locking Whilst Driving, Adjustment: Remote Control Conven. Actuation, Adjustment: Unlocking After Key Removal, Adjustment: Unlocking Options, After Run Of Auxiliary Heater Or Auxiliary Ventilation, After Run Time Of PTC Auxiliary Heater With AC Off, Afterrun Time, Air Cleaner Adaptation Values, Air Conditioner Compressor Inlet Time, Air Conditioner Compressor Run In, Automatic Start, Air Conditioner Control Motors: Adapting, Air Conditioner Heater Output Test, Air Conditioning Adaptation - Production Mode, Air Entrapment Test Hydraulic Unit Engine Decoupler, Air Filter Reset, Air Mass Meter Reset, Air Quality Sensor Adjustment, Air Spring Strut Bleeding, Front Axle, Air Spring Strut Bleeding, Rear Axle, Air Spring Strut Bleeding, Rear Left, Air Spring Strut Bleeding, Rear Right, Air Spring Strut Charging, Front Axle, Air Spring Strut Charging, Rear Axle, Air Spring Strut Charging, Rear Left, Air Spring Strut Charging, Rear Right, Air System Test, Air Volume/distribut. Display Time Adjustment, Airbag Control Unit: Reset Counter (roll-Over Protection Trigge, Airbag Control Unit: Roll-Over Protection Test, Alarm Delay, Alarm Horn Adjustment, Allocate Control Motors, Ambient Light Threshold Coming/Leaving-Home, Ambient Peak Total Threshold, Analog 1, Analysis 126, Analysis 13, Analysis 14, Analysis 19, Analysis 20, Analysis 7, Angular Gear Ratio, Antenna Diagnosis, Anti-Play Protection Decrease Time, Anti-Play Protection Threshold, Anti-Theft Alarm Delay, Anti-theft Alarm Vehicle Inclination Sensor, Anti-theft System Interior Monitoring, Anti-Theft-System Alarm Delay, Application Characteristics, ASAM / ODX File Version, Assembly Identification Number, Assistance Driving Light Activation/Deactivation Delay, Assistance Light Sensor Correction, Audible Feedback When Locking, Audible Feedback When Unlocking, Audible Locking Con?rmation, Audible Unlocking Con?rmation, Audio Data Storage Adjustment, Audio Output Delay, Audio Parameter Setting, Audio Reduction Adjustment, Audio Signal Delay Adjustment, Audio Volume Lowering, Authentic Time Length Challenge, Authentic Time Max Drift GPS To Back End In Minutes, Authentic Time Start Time Synchronisation, Auto Hold Plus Speed Threshold For Reactivation, Auto Hold Plus Speed Threshold For Shunting Situation, Auto Hold Plus Time Span For Shunting Situation, Auto Hold Switch-On Condition "Driver Belt Closed", Auto Trans Kick-Down (TCM), Auto Trans Kick-Down(ECM), Auto-Lock, Automated Test Exhaust Gas Flap, Automated Test Low Pressure EGR Valve, Automated Test Of EGR Low Pressure Filter, Automatic Addressing Of Control Motors Of Air Condition, Automatic Addressing, Automatic Air Recirculation Mode Of A/C At Wipe/Wash Function, Automatic Rear Window Wiping with Reverse Gear, Automatic Recirculation Mode Of A/C When Driving In Reverse, Automatic Transmission Fluid Level Check, Automatic Transmission Fluid Pump Calibration, Automatic Transmission Fluid Pump Function Test, Automatic Zero Potential Check, Auto-Return Value, Auto-Unlock, Aux. Heating Continued Heating Time Setting, Auxiliary Air Heating Test, Auxiliary Heating Configuration Without CAN, Auxiliary Heating Run On Time, Auxiliary Heating, Auxiliary Heating/Residual Heat With Air Flow Button Activation, Auxiliary Heating/Venting Aid, Auxiliary Heating/Venting Shut-OFF, Average consumption display correction, Avg Number Of Peaks X16 Threshold, Background Scan Time Interval, Backup Battery Reset State Of Health, Backup DNS Server, Backup Power Threshold, Backup-Camera Shut-Off Speed, Base Volume (Confirmation Sound), Base Volume (Media Output), Base Volume (Microphone), Base Volume (Telephone), Base Volume (Voice Recognition), Basic Adjustment Clutch Conventional, Basic Adjustment Clutch, Basic Adjustment Electrical Fluid Pump Transmission, Basic Adjustment Transmission, Basic Distance Value for Inspection, Basic Distance Value for Oil Change, Basic Setting - Calibrate All Wheel Drive Clutch Pump, Basic Setting - Head Light Adjustment, Basic Setting - Resetting All Adaptations Values, Basic Setting / Bleeding Brake System, Basic Setting A/C Actuator Motor In, Basic Setting A/C Actuator Motor, ~~Basic Setting A/C Compressor Break In, Basic Setting A/C Compressor Break, Basic Setting A/C~~

Flap Door End Stops, Basic Setting A/C Flap Motor, Basic Setting Brake Bleeding, Basic Setting Brake Pedal Position Sensor, Basic Setting Brake Pressure Sensor, Basic Setting Charge Air Flow Flap, Basic Setting Electrically Adjustable Steering Column, Basic Setting Exhaust-Gas Recirculation, Basic Setting For Luggage Compartment Cover, Basic Setting Headlamps, Basic Setting Headlight, Basic Setting Hydraulic Connections, Basic Setting Integrated Parking Brake, Basic Setting Kickdown, Basic Setting Of Cut-Out Valves, Basic Setting Of Intake Valves, Basic Setting Quit, Basic Setting Rear Lid Opening Angle, Basic Setting Rear Lid, Basic Setting Seat Occupied Recognition, Basic Setting Steering Angle Sender, Basic Setting Steering Angle Sensor, Basic Setting Tire Pressure Monitoring (TPMS), Basic Setting Tire Pressure Monitoring Display (TPMS), Basic Setting Tire Pressure Monitoring System, Basic Setting Vehicle Inclination Neutral Position, Basic Setting, Basic Setting/Bleed Brake System, Basic Setting: Clutch Engagement Point, Basic Settings (04), Basic Time Value for Inspection, Basic Time Value for Oil Change, Battery Adaptation, Battery BOX Serial Number, Battery Information/Replacement, Battery Monitoring Via Alarm Sounder, Battery Replacement, Battery Separating Deactivation, Battery Separating Relay Deactivation, Battery Serial Number, BCmE, Beginning Summer Time Month, Bleed Brakes, Bleed Cooling System, Bleed Fuel System, Bleed Pressure Lines, Bleed System/AdBlue Circuit Leak Test, Bleed, Bleeding 2 Hydraulic Unit Engine Decoupler, Bleeding Hydraulic Unit Engine Decoupler, Blower Max Voltage Limit During Auxiliary Heating/Ventilation, Blower Voltage During AC Compressor Run In, Blower Voltage Limitation For STH STL Or Residual Heat, Blower Voltage With Voice Control, Bluetooth Audio Codec, Bluetooth Connection Cleanup, Bluetooth Connection Profile Adjustment, Bluetooth interface activation/deactivation, Bluetooth Number Of User Profiles, Bluetooth Paired Devices Delete, Bluetooth Pass Key, Bluetooth Set PIN Code, Bluetooth Visibility, Body Height Wheelhouse Edge Front Left, Body Height Wheelhouse Edge Front Right, Body Height Wheelhouse Edge Rear Left, Body Height Wheelhouse Edge Rear Right, Boost Press. Actuator Basic Setting (bank 1), Boost Pressure Actuator Basic Adjustment, Boost Pressure Actuator: Adapting, Boost Pressure Control Adaptation, Brake Assist, Brake Booster, Brake Disc Drying Adjustment, Brake Disc Wiper (BDW), Brake Light Dimming, Brake Pad Replacement Step 1, Brake Pad Replacement Step 2, Brake Pressure Sensor Zero Pos. Compensation, Brake Servo Action Adjustment, Brake Stabilization Adjustment, Brake System Bleeding, Brake Temperature Monitoring Information, Braking to Standstill, Brightness Class Headlight Adaption, Bus Optical Transmission Power Reduction, Button For Central Locking In Rear Lid, Debounce Time, Button For Central Locking In Rear Lid, Start Delay, Button To Close Rear Lid In Luggage Compartment, Debounce Time, Button To Close Rear Lid In Luggage Compartment, Start Delay, C0 Adaption, Calculate Checksum (Verify VW Memory), Calculation Consumption Efficiency History, Calibrate Actuator Angle, Calibrate Parking Brake, Calibrate Phasing Angle Actuator, Left, Calibrate Phasing Angle Actuator, Right, Calibrate Steering Angle Sensor, Calibration Control Units For Heater Element, Calibration Data PreCrash 2, Calibration Data PreCrash, Calibration Drive Motor For Electric Drive, Calibration End Stops Of Air Condition Flaps, Calibration Height Values, Calibration of clutch valves, Calibration of cooling oil valve, Calibration Of Driving Position Sensor, Calibration Of Gear Selector Movement Sensors, Calibration Of Main Pressure Valve, Calibration Of Stop Positions, Calibration Of Synchron Points, Calibration Of Tyre Pressures, Calibration Operating And Display Units For Air Conditioning, Calibration Seat Fan Rear, Calibration Seat Fan, Call Auto Answer Time, Callback Time Dropped Call, Camera System Calibration, Camera/Video Brightness, Camera/Video Contrast, Camera/Video Saturation, Camshaft Adjustment (Exhaust), Camshaft Adjustment (Intake), Camshaft Phasing Filtered Value Exhaust Bank 1, Camshaft Phasing Filtered Value Exhaust Bank 2, Camshaft Phasing Filtered Value Inlet Bank 1, Camshaft Phasing Filtered Value Inlet Bank 2, Camshaft Phasing Initial Offset Value Exhaust Bank 1, Camshaft Phasing Initial Offset Value Exhaust Bank 2, Camshaft Phasing Initial Offset Value Inlet Bank 1, Camshaft Phasing Initial Offset Value Inlet Bank 2, Camshaft Phasing Initial Value Exhaust Bank 1, Camshaft Phasing Initial

Value Exhaust Bank 2, Camshaft Phasing Initial Value Intake Bank 1, Camshaft Phasing Initial Value Intake Bank 2, Camshaft Phasing Number Initial Values Exhaust Bank 1, Camshaft Phasing Number Initial Values Exhaust Bank 2, Camshaft Phasing Number Initial Values Inlet Bank 1, Camshaft Phasing Number Initial Values Inlet Bank 2, Camshaft Timing Control (B1) Inlet, Camshaft Timing Control (B1) Outlet, Camshaft Timing Control (B1), Inlet, Camshaft Timing Control (B1), Outlet, Camshaft Timing Control (B2) Inlet, Camshaft Timing Control (B2), Inlet, Camshaft-Position Sensor: Adapting, CAN Signal Transmitting Delay Of Car Roll Away Warning, CAN Signal Transmitting Duration Of Automatic Terminal 15 Shuto, CAN Signal Transmitting Duration Of Comfort Switch Off, CAN Stop Tx Delay Time, CAN Timeout Service Key Message, CAN Timeout Trigger, Cancel Manual ECall Timer, CAN-Databus Comfort (Installation List), CAN-Databus Infotainment (Installation List), CAN-Databus Powertrain (Installation List), CAN-Extended Usage, CAR Menu Speed Threshold Adjustment, Carbon Mass (DPF Replacement), Carbon Mass (ECM/DPF Replacement), CAT Conversion Rate (Bank 1), CAT Conversion Rate (Bank 2), Ceiling Light Module 2 Delay Time For Change Of Dimming Values, Ceiling Light Module Delay Time For Change Of Dimming Values, Central Locking Functions, Central Locking Protection Basic Setting, Central Locking Test Sequence, Chain Elongation Correction After Other Repairs, Chain Elongation Reset After Chain Replacement, Change Of Parameters For Monitoring Performance Of DPF Filter, Change To Correction Mode For VCA Learning After ECU Replace, Changeover To Normal Ride Control Operation, Charge Air Cooler Bypass Cont. Basic Setting, Charge Pressure Control, Charging Flap A Cycle Data, Charging Flap B Cycle Data, Check Bus Sleep Mode, Checking Throttle Valve Adaptation, Chinese Serial Number, Cleaning Rear View Camera Control Time In Production Mode, Clear Calibration Data Left Actuator, Clear Calibration Data Right Actuator, Clear Counter And Runtime Of Compressor, Clear Counter Of Valve Activation, Clear Counter Of Valve Activations, Clear DEGRadation Events Values, Clear Duration Mode And Control Activities, clear duration mode, Clear Sporadic Light Off Detection Information, Clear Torsion Bar Values, Clear VIN, Clearing The Shutdown And Reset Data, Climate Compressor Torque Calibration, Close Rear Parking Brake (After Pad Change/Repair), Close With Remote Control Operation Stop When Leaving Short Ran, Clutch Protection Function, CMC Registration, CNG Quality Set Value, CO2 Setting, Coding Container Part Number, Coding Container Version, Coding Maintenance Interval Extension, Collision Prevention 1 (Special Methods 1), Collision Prevention 2 (Front-Assist), Combustion Air Blower CO2 Setup, Combustion Air Blower Setting (Low Speed), Combustion Chamber Pressure Sensors: Resetting, Comfort Blinking (Cycles), Comfort Blinking (Time), Comfort CAN-Databus, Comfort Function (Remote Control), Comfort Functions, Comfort Menu, Comfort Operation (via Remote Control), Comfort Operation: Automatic Roof, Comfort Operation: Closing, Comfort Operation: Opening, Comfort Turn Signals (Cycles), Coming Home Activation Time, Coming-Home Time, Compass Zone, Complete Brake Pad Replacement Mode, Completely Flash, Component Protection (Vehicle Identification Number), Component Update Confirmation, Compressor Control Flap Basic Setting, Compressor Control In Efficiency Mode, Compressor Magnetic Clutch Basic Setting, Compressor Run-In Blower Voltage Adaption, Compressor Run-In Time Adaption, Compressor Run-In, Compressor Run-In/Air Conditioning, Configuration, Confirmation Sound, Connected Gateway AUDIOPAR, Connected Gateway CARFINDER, Connected Gateway ECall Speaker, Connected Gateway ECALL, Connected Gateway EMOBILITY, Connected Gateway GEOFF, Connected Gateway Lineout, Connected Gateway Online, Connected Gateway OPR, Connected Gateway OTV, Connected Gateway RLU, Connected Gateway RSTH, Connected Gateway RTM, Connected Gateway RVS, Connected Gateway SA, Connected Gateway SVL, Connected Gateway VTS, Connected Gateway, Constant Damper Current Front Left, Constant Damper Current Front Right, Constant Damper Current Rear Left, Constant Damper Current Rear Right, Consumption Correction, Conti Debug Switch, Continuous Control Of Bypass Valve After Deactivation Of Heater, Control Module Address Reset, Control Module Temperature, Control Of Warning Light, Control Unit Run-On Time

Adjustment, Controller Coding (07), Convertible Roof Actuation Counter Reset, Convertible Roof Denormalisation, Convertible Top Hydraulic Pump Actuation Test, Convertible Top Latch Actuation Test, Coolant Bypass Valve Basic Setting, Coolant Circulation Pump Overshoot Time, Coolant Circulation Pump, Overload Time, Coolant Circulation Pump, RPM, Coolant Temperature Calibration, Coolant Valve Adaption, Cooling Output Test, Cooling System: Bleeding, Cooling System: Filling And Bleeding, Correction Factor Consumption And Operating Range Electric, Correction Factor Consumption And Operating Range Gas, Correction Factor Consumption And Operating Range, Correction Value LED Dimming, Counter For Inconsistent Conditions, Counter Reset For Refrigerant Loss Detection, Counter Sporadic MOST Open Circuit, Country Setting, Country Version Encoding, Country, Crankshaft Trigger Wheel: Adapting, Crash Data Nad Reset, Cruise Control Operating Unit: Activation, Curve Light Offset Left, Curve Light Offset Right, Cycle Time For Voltage Monitoring During Sleep Mode, Cyclic Interior Scan During Clamp 15 On, Cylinder Pressure Sensors Adaptation Reset, Date (Day/Month), Date (Year), Date Day, Date Month, Date Year, Day Counter, Daytime Running Lights Dimming (Fog Lights), Daytime Running Lights Dimming (High Beam), Daytime Running Lights Dimming (Low Beam), Daytime Running Lights, Deactivate Display, Deactivate ESP System/Function Test, Deactivate Factory Mode, Deactivate Gateway Ctrl. Unit Transport Mode, Deactivate Juvenile Protection, Deactivate Service Mode, Deactivate shipping mode, Deactivate test mode, Deactivating Static Top Speed Limitation, Deactivation Heating Setting, Deactivation Of Longitudinal Acceleration Sensor, Deactivation Temperature For Solar Roof, Deactivation Time Vip Sliding Door, Debounce Time Detection, Debounce Time Driver Presence, Debounce Time Reverse Gear Detection, Defuel Threshold, Delay Ignition Off To Crank Inhibition, Delay Output Sounder State, Delay Time Alarm Activation, Delay Time Crash Unlocking, Delay Time For Undervoltage Detection Active Heater, Delay Time Terminal 15 S Shut Down After Leaving Vehicle, Delay Time Terminal 15 S Shut Down By BEM, Delay Time Threshold For Reset Of Running Information To Engine, Delay Time, Delay Timer Before ECU Goes Off, Delayed Accessory Power After Clamp 15 Off Com, Delayed Accessory Power After Clamp 15 Off Edge, Delayed Accessory Power After Clamp 15 Off, Delete Bluetooth Handsets Learnt, Delete Bluetooth Mobile Phones Learnt, Delete Commonness Counter For Start/ Stop, Delete Error Memory Dev, Delete fault memory, Delete Iccpd Error Memory, Delta Value LED Dimming Curve First Point 40 Percent Dimming, Delta Value LED Dimming Curve Forth Point 100 Percent Dimming, Delta Value LED Dimming Curve Second Point 60 Percent Dimming, Delta Value LED Dimming Curve Third Point 80 Percent Dimming, DeNOx Service Regeneration During Drive, DeSOx Service Regeneration During Drive, Desulphurisation Nox Storage Catalyst Bank 1, Development Function Deactivation, Development Test Mode, Diagnostic: Wait Time After Power On, Diesel Particle Filter (DPF) Replacement, Diesel Particle Filter (DPF) Service Regeneration, Diesel Particulate Filter Adaption, Diesel particulate filter regeneration run, Diesel Particulate Filter Regeneration: Static, Diesel Particulate Filter: Resetting, Diesel Particulate Filter: Write Configuration, Differ. Pressure Sensor Adjustment (bank 1), Differ. Pressure Sensor Adjustment (bank 2), Differential Pressure Sensor Adaption, Differential Pressure Sensor Zero Compensation, Dim Value Light Module 2, Dimming Coefficient Green Functional Illumination For Operating, Dimming Coefficient Red Functional Illumination For Operating U, Direct Test Mode Input, Directional Stability Correction Offset Value, Disable 48V System Locking After Crash, Disable High Voltage System Locking After Crash, Disable Of Particulate Filter Regeneration, Disengagement Clutch Actuator Adaption Current Distance Line, Display Calibration, Display Correction Consumption And Range, Display Correction Fuel Gauge, Display Duration Emergency Off, Display Duration Error Mode 2 SPN, Display Duration Please Engage P, Display Fade Down, Display Illumination Test, Display Test: Brightness, Display Test: Display ON/OFF, Display Test: Test Pattern/Image, Display Time Splash Screen, Distance (in 10km), Distance Impulse Number, Distance Impulse, Distance Since Inspection, Doorknob Contact Sensor Disconnecting Time, ~~Dosage Pump CO2 Volume Adjustment, Download Eem, DPF Regeneration While Driving, DPF~~

Regeneration Whilst Driving, DPF Service Regeneration, Drain Fuel System, Drain Fuel Tank, Draining Fuel Tank, Draq Torque Detection, Drive Select Standard Setting (Key 1), Drive Select Standard Setting (Key 2), Drive Select Standard Setting (Key 3), Drive Select Standard Setting (Key 4), Driver Steering Recommendation (DSR), Driving Follow Up Time, Driving Profile For Distance To Empty Calculation CNG, Driving Profile For Distance To Empty Calculation LPG, Driving Profile For Distance To Empty Calculation, Driving Profile Selection 01, Driving Profile Selection 02, Driving Profile Selection 03, Driving Profile Selection 04, Driving School Function/Time Display, Driving School Pedal Buzzer Adaption, DS Parameters, Duration A CAN Wake Up For Engine ECU Wake Up, Duration Dashboard Message, Duration For Basic Setting Of Compressor Running In, Duration Maneuver Situation, Duration Of Quitting Signal For Programming Interstop, Duration Of Warning Signal For Activation At Low Voltage, Duration Of Warning Signal For Automatic Mode, Duration Of Warning Signal For Blocking Detection, Duration To ZAT Continuous Actuation Detection, Duration To ZAT Multi Actuation Detection, Duration ZAT Debounce, DVD Regional Code, DWA Driver Door Opening Alarm Delay Adjustm., DWA Interior Monitor Sensitivity Adjustment, DWA Interior Monitoring Data Set Development, DWA Primed Feedback Adjustment, DWA Tilt Sensor Sensitivity Adjustment, Dynamic Control Strategy, Dynamic Power Buffer, Dynamic Start of Injection Adjustment, Dynamic Steering Recommendation, Dynamometer Mode, Early Summer Time Sunday, EASS, EC Interior Mirror Turn Down, Ecall Auto Dial Attempts, Ecall Automatic Crash Notification Phone Number 1, Ecall Automatic Crash Notification Phone Number 2, ECall Call Back Delay, Ecall Delay Time, Ecall Dial Duration, Ecall Manual Dial Attempts, Ecall Test Number, ECU 2 Adjustment After Replacement, ECU Adjustment After Replacement 2, ECU Adjustment After Replacement Initialization Of Oxidation Ca, ECU Adjustment After Replacement Initialization Of SCR Catalyst, ECU Adjustment After Replacement, ECU Adjustment Ash Mass, ECU Adjustment Thermal Aging Of Catalytic Converter, ECU D, ECU Serial Number, ECU W, EEM Additional Components, EEm Power Management, EEPROM Address, EEPROM Output, EEPROM Writing Of Basic Adjustment Data, Egr Control Unit Low Pressure: Adapting, EGR Low Pressure Valve Reset, Egr Low-Pressure Diff. Press. Sensor: Adapting, Egr Valve Basic Setting (bank 1), Egr Valve Basic Setting (bank 2), EGR Valve Reset, EJECT Button Disable Adjustment, Ejection Lock, Electric Drive Assembly Serial Number, Electric Drive Engine Code Letter, Electric Drive Motor Serial Number, Electric Fuel Pump Control Basic Setting, Electric Power Steering: Configuring, Electric Power Steering: Encoding, Electrical Pump 3 For Transmission Function Test, Electrical System Reset Configuration, Electrically Adjustable Steering Column Easy Entry, Electrically Adjustable Steering Column Soft Stop, Electro Magnetic Tolerance Mode Of Actuator Motors, Electro Mechanical Parking Brake Deceleration Level, Electromechanical Parking Brake Operational Test, Electronic Brake Booster Bleeding, Electronic Fuel Pump Threshold Amount Of Fuel In Chamber, Electronic Fuel Pump Threshold For Activation Time Active Heate, Electronic Fuel Pump Threshold For Activation Time Before Heati, Electronic Fuel Pump Threshold For Maximum Remaining Time Witho, Electronic Stability Program: Activate Brake Dynamometer Mode, Electronic Steering Column Lock (ESCL) Vehicle Data learning, Electronic Throttle (Kick-Down Adaptation), Electronic Throttle (Throttle Body Adaptation), EM Heating Power Quota Adjustment, EM Nominal Voltage Limitation Low Beams, EM Requirement Cyclic Time Voltage Measurement, Emergency Battery, Emergency Braking Intensity, Emergency Call 1 Roaming, Emergency Call 1, Emergency Call 2, Emergency Call Autorepeat, Emergency Call SMS 1, Emergency Call System: Resetting After Replacement Of The Compo, Emergency Call Test Number EU ECall, Emergency Call Test Number, Emergency charging, Emergency Number, EMF Opening Mode Adjustment, Emission Reduction (EVAP Valve Test), Emission Reduction (Exhaust Gas Recirculation), Emission Reduction (Leak Diagnostic System), Emission Reduction (Secondary Air Injection: Bank 1/3), Emission Reduction (Secondary Air Injection: Bank 2/4), Enable / Disable. Oil Pressure For Engine Run, Enable Control Unit, Enabling Code For Vehicle Tracking System, Encoding Of Retrofitted Components, End Of Summer Time Month, End

Of Summer Time Sunday, End Stop Closed Check, End Stop Opened Check, Energy Management Shut-Off Priority Counter, Energy Management Static Current Stage, Engine Control Unit: Activate/deactivate Increased Engine Oil P, Engine Control Unit: Reset Start/stop Data, Engine Coolant Temperature Adjustment For Preheater, Engine Cooling (Map Cooling), Engine decoupler close, Engine decoupler open, Engine Management Adaptation Values Reset, Engine Run Oil Pressure, Engine Temperature Management Basic Setting, Engine Type Adaption, England ROW DWA Alarm Signal Adjustment, Enhancement function encoding, Environment Scan Cyclic Step1, Environment Scan Cyclic Step2, Environment Scan Duration Step1, Environment Scan Duration Step2, Environment Scan Level Bem, Environment Scan Responselevel Reduction, Environment Scan Start Delay Time, EOL Quickstart Actuator Test 1, EOL Start-Up SCR Metering Quantity Test, EPS Performance Requirement New, ERA GLONASS System Identification, Erase Counter For Start And Stop Processes, Erase Error Table, Erase Start/Stop Static Memory, Erase Start/Stop Statistic Memory, Error Mask 1, Error Mask 2, Error Mask 3, Error Mask, ESI Maximum Mileage To Next Service, ESI Maximum Time To Next Service, ESI Mileage Since Last Service Event, ESI Minimum Mileage To Next Service, ESI Minimum Time To Next Service, ESI Oil Thermal Wear, ESI Soot Contamination, ESI Time Since Last Service Event, ESP steering wheel angle sensor adaptation, ESP-Data (Brakes), ESP-Data (Powertrain), EU ECall Test Mode Trigger Counter, EU ECall Test Mode Trigger Timer, Evac And Fill Byte, Evaporative Emission Control Functional Test, Evaporative Emission Control Regenerat. Valve, Excessive Temperature Counter Write Reset, Exh. Gas Turbocharger Control Motor Adap., Exhaust flap adaption, Exhaust Flap: Resetting, Exhaust Gas Recirculation (EGR) Low Pressure Valve Adaptation, Exhaust Gas Recirculation (EGR) Low Pressure Valve, Exhaust Gas Recirculation (EGR) Valve Adaptation, Exhaust Gas Recirculation (EGR) Valve Alignment, Exhaust Gas Recirculation (EGR), Exhaust Gas Recirculation Adjustment Adapt., Exhaust Gas Recirculation Adjustment, Exhaust Gas Recirculation Control Unit: Cleaning Test, Exhaust Gas Recirculation Flap Adaptation, Exhaust Gas Recirculation Valve Adaptation, Exhaust Gas Recirculation Valve Basic Setting, Exhaust Gas Temperature Sensor Test, Exhaust Gas Turbocharger Reset, Exhaust Pressure Control Motor Adaptation, Extended Electronic Differential Lock (XDS), Exterieur Mirror Camera Position Calibration, External AUX Input Volume Adjustment, External Noise Volume Adjustment, External SIM Card Reader Name, Factory Mode, Factory Reset, Fan Functional Test, Fast Adaption, Fastadaption Twin Clutch, Fatigue Detection / Rest Assist, Fatigue Detection/Break Recommendation, Field Test Mode Time, FIX Maximum Distance To Next Mileage Based Service Event, FIX Maximum Time To Next Time Based Service Event, FIX Mileage Since Last Mileage Based Service Event, FIX Resetvalue Distance To Next Mileage Based Service Events, FIX Resetvalue Time To Next Mileage Based Service Events, FIX Time Since Last Time Based Service Event, Fixed Service Interval Adjustment, FLA Bi Xenon HL Output Sensitive, FLA Delay Front Light FRTB, FLA Delay Front Light Non-FRTB, FLA Delay Taillight Overtake, FLA Delay Taillight, FLA Fading Off Threshold, FLA Halogen HL Output Sensitive, FLA Taillight Output Sensitive, FLA TL FRTB Delay, FLA TL FRTB Possible Delay, FLA Two State Off Threshold, Flap Motors Address Lookup/Initiation, Flex ECU Serial Number, Flex Test Trace, Flexible Service Interval Adjustment, Flexible SID Adaption (Diesel), Flexible SID Adaption (gasoline), Fog Light Cold Diagnosis, Footwell Illumination Adaption, Footwell Lighting Dimming (With Open Door), Footwell Lighting Dimming (with Terminal 58d), Footwell Lighting Dimming, Force Auto Adjust, Forced Change-Up Adjustment, Fr. Left Seat Heating Memory Function Setting, Fr.right Seat Heating Memory Function Setting, Fragrancing System Replacing Cartridge In Aroma Receptacle 2, Fragrancing System Replacing Cartridge In Aroma Uptake 1, Friction Coefficient Grade EOL, Front And Rear Control Motor Basic Settings, Front Axle SPECIFIED Pressure Comfort, Front Axle SPECIFIED Pressure Fully Loaded, Front Axle SPECIFIED Pressure Partially Loaded, Front Axle SPECIFIED Pressure Standard, Front Buzzer Frequency, Front Buzzer Volume, Front Driver Airbag Deactivation, Front Driver Belt Tensioner Deactivation, Front Driver Head Airbag Deactivation,

Front Driver Knee Airbag Deactivation, Front Driver Side Airbag Deactivation, Front Left Seat Heating Memory Function Setting, Front Passenger Airbag Deactivation, Front Passenger Airbag Shut-Off Switch Deactivation, Front Passenger Belt Tensioner Deactivation, Front Passenger Head Airbag Deactivation, Front Passenger Knee Airbag Deactivation, Front Passenger Side Airbag Deactivation, Front Windshield Heating Activation Time, Fuel High-Pressure System Reset, Fuel Injection (Fuel Pump Adaptation), Fuel Injection (Fuel Supply System), Fuel Injector Adaptation Value, Fuel Level Threshold For Deactivation Electroic Fuel Pump, Fuel Line Filling Setting, Fuel Low-Pressure Sensor: Resetting, Fuel Metering Unit Adjustment, Fuel Pressure Control Valve Adjustment, Fuel Pressure Regulator Valve Adaptation, Fuel Pressure Regulator Valve Reset, Fuel Pump Adaptation, Fuel Pump Adaption, Fuel Pump Alignment, Fuel Quantity Control Valve Adjustment, Fuel Supply Pump Activation, Fuel Supply System (Fuel Pressure Reduction), Fuel Supply System (Intake Runner Flap Adaptation: Bank 1), Fuel Supply System (Intake Runner Flap Adaptation: Bank 2), Fuel Supply System Diagnosis, Fuel Tank Capacity, Full Application Force For Auto Hold Up And Downhill Swell, Function Illumination Brightness, Garage Door Opener Control Module, Garage Door Opener Country Setting, Garage Door Opener Distance From Target, Gasoline Particulate Filter Regeneration: Static, Gasoline Particulate Filter: Resetting, Gateway OBDC, Gateway: Check No-Load Current, Gateway: Configure Pause Recommendation, Gear Positioner Neutral Position, Gear Positioner Removal Position, Gear Selector Adaptation, Gearbox Neutral Position Switch Adaption, Generate Readiness Code, Generate Readiness, Generator Load Calibration, Generator Set Point Voltage Variable, Geofencing Position Timeout, Glass Variant, Glove Compartment Activation Time, Glowplug replacement, Gnss Data Rate, Gnss Min Elevation, Go To High Level And Deactivate Self-Levelling Permanent, Go To High Level And Deactivate Self-Levelling, Go To High Level, Go To Normal Level And Deactivate Self Levelling, Go To Normal Level And Deactivate Self-Levelling Permanent, Go To Normal Level With Narrow Control Tolerance, Go To Normal Level, Go To Preliminary Stage For Calibration In Production, Go To Preliminary Stage For Calibration In Service, Go to production reference level, GSM Antenna Switch Speed Delay, GSM Antenna Switch Speed Limit, GSM Antenna Switch Time Limit, GW Routing 0, GW Routing 1, GW Routing 2, GW Routing 3, GW Routing 4, GW Routing 5, GW Routing 6, GW Routing 7, GW Routing 8, GW Routing 9, Halogen Headlights, Hands Free Function, HBOT Parameters, Head Light Washer System Adaptation In Production Mode, Headlamp setting, Headlight Adjustment Position, Headlight Adjustment, Headlight Basic Setting, Headlight Position Learning, Headlight Washer Activation Delay, Headlight Washer Activation Time, Headlight Washer Activation, Heater Or Metering Pump Deactivation, Heater Start (Customer Service), Heater Unblock Setting, Heater Unlock, Heater Unlocking Setting, Heater/Air Conditioning, Heating For Production Setting, Heating for Service Setting, Height Calibration Front Left, Height Calibration Front Right, Height Calibration Rear Left, Height Calibration Rear Right, Hella Debug Switch, High Voltage Heater 2 Routine, Highbeam with Assistance Driving Light, Highway/Comfort Blinking, Hill Hold Assist (HHA), Histry Data Reset, Horn Active Time Tracking Alarm, Horn Max Permanent Active Time, HV Battery Charge, HV Battery Control Unit Initialization, HV Coordinator, HV Power Management, Hybrid To Start, Hydraulic Brake Assist (HBA), Hydraulic Brake Assistant (Special Methods 2), Hydraulic System Bleed, Hydraulic System Release Pressure, Hydraulic Test, Hydraulic Unit Disconnecting Valve Adjustment, Hydraulic Unit Intake Valve Adjustment, Idle Speed Adjustment, Idle Stabilization Deactivated / Active Charcoal Valve Closed, Ignition (Knock Sensor Test - Short Trip), Ignore Compressor Shut-Off Via Engine Control Module, IKA Key, Illumination Card Reader, Illumination Parameter String, Immobilizer (Key Adaptation), Immobilizer (Key Learning), Immobilizer (Vehicle Data Learning), Immobilizer Status, Inclination Sensor Sensitivity, Inclination Sensor Threshold, In-Cylinder Flow Flap 1 Basic Setting, In-Cylinder Flow Flap 2 Basic Setting, Individually Adjustable Top Speed Limit, Individually Adjustable Top Speed Limitation, Info Menu Display Time Adjustment, Information Signal Back, Information Signal Front, Infotainment CAN Databus, Infotainment Recorder Data, Init E Range

Calculation, Init E Range Standard Value, Initialisation, Initialization Accumulator, Initialization Brake Booster, Injector Adaptation, Injector Adjustment (bank 1), Injector Adjustment (bank 2), Injector Buzz Test, Injector Calibration (Cylinder 1), Injector Calibration (Cylinder 2), Injector Calibration (Cylinder 3), Injector Calibration (Cylinder 4), Injector Calibration (Cylinder 5), Injector Calibration (Cylinder 6), Injector Encoding, Injector Reset, Injector Zero Quantity Calibration Reset, Inlet Camshaft Timing Control (bank 1), Installation Dynamic Chassis Control (DCC), Installation Lane Assist, Installation List I (MMI Functionality), Installation List II (MMI Functionality), Installation Park Steer Assist (PLA), Installation Park Steer Assist, Instrument Cluster Display, Insufficient Voltage Threshold, Insufficient Voltage Time Threshold, Int Mem Transmit Attempts, Int Mem Transmit Interval, Intake Camshaft Adjustment Bank 1, Intake Manifold Runner/Motor Adaptation, Intake Manifold Runner/Motor Reset, Intensity Stage 1 Of Massage, Intensity Stage 2 Of Massage, Intensity Stage 3 Of Massage, Intensity Stage 4 Of Massage, Intensity Stage 5 Of Massage, Interior Monitoring Data Set, Interior Monitoring Sensitivity, Interior Monitoring, Interior Scan: Deceleration After Comfort Closing, Interior Scan: Max Engine Speed For Standing Engine, Interior Scan: Opening Threshold Sliding Roof, Interior Scan: Opening Threshold Window Lifter, Interior Scan: Speed Threshold, Interior Scans Clamp 15 Break At Active Message, Interior Scans Clamp 15 Retry At Active Message, Internal, Interval Display Service: Resetting, Invalid Position Threshold, Kerb Parking Distance Adjustment, Key FOB Clearing, Key FOB Matching, Key Identification Transponder ID, Key Minder: Delay Reunlocking Tailgate, Key Minder: P Keyless Event Search Holding Time, Key Minder: P Keyless Event Search Retries, Key Position Locating, Keyless Locking Optical Feedback, Keyless Unlocking Optical Feedback, Kick-Down Adaptation, Kiss Point Basic Setting, Knockout Test Mode, Knockout Timer, Knockout Tmr, Lambda Control (Aging Check: Bank 1 Sensor 3), Lambda Control (Aging Check: Bank 1/2 Sensor 1), Lambda Control (Aging Check: Bank 1/3 Sensor 2), Lambda Control (Aging Check: Bank 2 Sensor 1), Lambda Control (Aging Check: Bank 2/4 Sensor 2), Lambda Control (Catalytic Conversion Test Bank 1), Lambda Control (Catalytic Conversion Test Bank 1/2), Lambda Control (Catalytic Conversion Test Bank 2/4), Lambda Control (Catalytic Converter Thermal Diagnosis Bank 1), Lambda Control (Delta Lambda Bank 1/3), Lambda Control (Delta Lambda Bank 2/4), Lambda Control (Sensor Exchange), Lambda Control (Sensor Readiness - After Catalyst), Lambda Control Shut-Off, Lambda Sensor Adjustment, Lambda Sensor Ageing (B2 S1) Function. Test, Lambda Sensor Ageing (B2 S2) Function. Test, Lambda Sensor Ageing (B2, S1) Function Test, Lambda Sensor Ageing (b2, S1) Function. Test, Lambda Sensor Ageing (B2, S2) Function Test, Lambda Sensor Ageing (b2, S2) Function. Test, Lambda Sensor Ageing Bank 1 Sensor 1, Lambda Sensor Ageing Bank 1 Sensor 2, Lambda Sensor Ageing Bank 1, Sensor 1, Lambda Sensor Ageing Bank 1, Sensor 2, Lambda Sensor Reset, Language, Lat. Accel. Sensor Zero Pos. Calibration, Launch Control Counter Write Reset, Leak Diagnostic And Secondary Air Injection, Leakage Test Hydraulic Unit Engine Decoupler, Leakage Test, Learn Normal Level, Learn Vehicle Identification Number (VIN), Learned Values (Vehicle Data), Learned Values Reset, Learning Of Info On Control Units Fitted, Leaving Home Activation/Deactivation, Leaving Home Time, Leaving Warning Delay, Leaving-Home Time, LED Dimming Curve First Point 20 Percent Dimming, Left Front Wheel/Height Calibration, Left Rear Wheel/Height Calibration, Level Control System Deactivation / Jack Mode, Lf Shutdown Timeout 2nd Operation, Life Cycle Data Network Access Device Read, Life Cycle Data Network Access Device Reset, Life Cylce Data 81 Reset, Light Configuration Externally Rear, Light Configuration Other, Light Configuration Outer Front, Light, Limit Of Cyclizations Request Battery Service, Lin Bus 1 Control Motor Adaption, Lin Bus 2 Control Motor Adaption, Line Filling Duration, Line Filling Enabling, Load Compartment Cover Basic Setting, Lock Blink, Lock Horn, Lock Transmission Hydraulic Pump, Locking Con?rmation (Key Switch), Locking Con?rmation (Remote Control), Locking for Coding/Flashing, Locking Range Offset Upper Stop, Locking With Key Switch Optical Feedback, Locking With Remote Control Opt. Feedback, Log-in(11) Adaptation(10), Log-in(11) Basic Settings(04), Log-in(11) Controller Coding(07), Log-in(11) or

Coding II(11), Long Average Ambient Threshold TLAA, Long Average Time Constant TCLAA, Longit. Accel. Sensor Zero Pos. Calibration, Loudness Actuator For Exterior Noise Uds, Loudness Actuator For Structure Borne Sound, Low Beam Response (Terminal 15), Low Beam Response, Low Confidence Threshold, Low Voltage Shut-Off, Lower Locking Range, Lower Speed Threshold For Immediate Main Beam Off, Lower Speed Threshold For Main Beam Off, Lower Speed Threshold For Main Beam On, LP - Exhaust Gas Recirculation Basic Setting, LP-EGR Diff. Press. Sens. Home Setting, Luggage Compartment Cover Adjustment Track Tolerance, Luggage Compartment Cover Block Counter Tolerance, Luggage Compartment Cover Count Foreblock Runs, Luggage Compartment Cover Maximum Count Block Runs, Luggage Compartment Cover Reset Normalisation, Luggage Compartment Cover Test Run, LWR Offset Left, LWR Offset Right, Magnetic clutch adaption, Main Beam Assist Calibration, Manual ECall Cancellation Time, Manual ECall Trigger Time, Manual Regeneration Of Diesel Particulate Filter During Drive, Manual Regeneration Of Diesel Particulate Filter, Manual Test Of EGR Low Pressure Filter, Manual Test Of Exhaust Gas Flap, Manual Test Of Low Pressure EGR Valve, Manufacturer Specific Connect App Screening, Matching The ECU To Fuel Type (Gasoline Or Diesel), Material Index, Matrix Headlamp General Dimming, Matrix Headlamp Steering Angle Control, Max Short Average Time Constant TCSAAMax, Maximum Compressor Speed At Speed Less Than 15 Km H, Maximum Gateway Response Time, Maximum Mileage to Service, Maximum Speed Limiter, Maximum Time to Service, Maximum Vehicle Speed, MCTX Pause For Go / Key Minder, MCTX Pause For Go Authentication, MCTX Pause, MCTX Settling Phase, Mechatronic Identification, Media Country Code HMI, Media Country Code, Media Device Basic Volume, Media Play Volume Adjustment, Menu-Driven Configuration, Metered Quantity Measurement/Large Quantity, Metered Quantity Measurement/Small Quantity, Metering Pump Activation, Microphone Sensitivity Adjustment, Microphone Sensitivity, MIL Enabling, Mileage (Since Service), Mileage Data Adjustment, Mileage, Mileage/Odometer, Min Receptiontime Vit, Min Time For Terminal 50 Request, Minimal Opening Angle Of Flaps, Minimum Holdtime Ak, Minimum Mileage to Service, Minimum Time to Service, Mirror Heating Activation Time, MMI After-Run Time, MMI Display Time During Rear Zone Adjustment, MMI Display Time For Quadrologic Functions, MMI Display Time For Temperature Adjustment, MMI Remote Control learning (Part 1), MMI Remote Control learning (Part 2), MMI System Restart, Mobile Country Code, Mobile Phone Network Provider Customer Paid, Mobile Phone Network Provider, Most Ring Break Detection, Mounting Parts, Mounting Position Calibration SC, Mounting Position Calibration, Move Display To Service Position, Move Gear Positioner To Neutral Position, Move Gear Positioner To Removal Position, Moving Indicator Threshold, Multi Contour Approach Hysteresis Target Pressure Starting, Multi Contour Error Memory Allocation MSG, Multi Contour Seat Additional Functions Adaptation, Mute Delay, Muting Characteristics Adjustment, MVK, NAR Parking Light Deactivation, Natural Gas Pressure Reduction, Navigation System Calibration Reset, Navigation System Volume During Voice Control, Near Field Communication Control Module 1, Near Field Communication Control Module 2, Near Field Communication Control Module 3, Neutral Position Sensor Adaptation, Neutral Position Sensor Adapting, New DPF Reset Adaptation Values, New DPF, Reset Adaptation Values, NFA Supplier LRD, NFC FS Debug Switch, NFC MiKo Debug Switch, NFC Rear Debug Switch, NightVision Video Image Shift, No-Load Current Test, Nominal Pressure Line Choice At EOL, Nominal Voltage Dimming, Normalization, NOX Sensor Offset, Nox Storage Catalyst Bank 1, NOx Storage Catalytic Converter Regeneration While Driving, Null Balance Seat Occupied Recognition, Null Balancing Steering Wheel Angle Sensor, Number Of Multiple ZAT Activations To Emergency Shutoff, Number Of Navigation Destinations, Number Of Recharge On Demand, Number Of Simultaneously To Be Adapted Keys, Number Of Street Light X16 Highway, Number Of Street Light X16 Village, Number Of Tones For Tone 3, Number Of ZAT Activations To DTC, NV Power Management, OBD Channel, Occupant Detect System, Off Timer Inside Light Light Module 2, Off Timer Inside Light, Offset Maximum Programmable Opening Stop, Oil Ash Volume (ECM

Replacement), Oil Life Reset, Oil Minimum Detection, Oil Pressure Regulation Switching Test, Oil Quality, Oil Temperature/Level Sensor Installation, On Board Data Collector Block 1, On Board Data Collector Block 2, On Board Data Collector Block 3, On Board Data Collector Block 4, On Board Data Collector Block 5, On Board Data Collector Block 6, On Board Data Collector Block 7, Onboard Data Collector Initialisation, One Touch Memory (Fingerprint) PIN, Online Remote Update Software Consistent Check, Online Service Back End CAI Event Request URL, Online Service Back End CSM Request URL, Online Service Backend Primary Hostname, Online Service Backend Secondary Hostname, Open and Close Parking Brake Pistons, Open Coupling For Car Manufacture, Open Rear Parking Brake (Prior Pad Change/Repair), Open Up Display, Opening Height Limit Production Mode, Operating And Display Unit 1 Proximity Sensor Basic Adaptation, Operating Element Illumination Test, Optical Illustration, Optical Parking Aid Display (Distance), Optical Parking Aid Display (Duration), Optical Performance, Options, Output Level, Outside Temperature Threshold For Activation Of PTC Auxiliary H, Overboost (OB)/Overload Operation, Overshoot Time Additional Heating, Oxidation Catalytic Converter Adaption, Oxidation Catalytic Converter: Resetting, P A Debouncing Brake Gearbox Can, P A Limit Message Counter, P A Protocol Error Max, P Damping Display, P Dimming Default Pwm, P HMI Display, P K I Offset, P K I, P K P, P N Error P Locked, P Performance Lrh, P Pwm Lrh, P S NWDF Spg, P T Blinker Err Alarm Clock Hanging Off, P T Blinker Err Flashing Horn Hangs On, P T Blinker Err Gra Hangs Off, P T Blinker Err Gra Hangs On, P T Blinker Err Unplausible, P T Debounce Time Overvoltage, P T Debounce Time Undervoltage, P T Debouncing P Unplausible, P T Debouncing Ride, P T Detection Ride, P T Dimming Caster, P T Err Plaus, P T Ezs Debounce, P T Ezs Err Unplausible, P T Fas Debounce, P T Gra Ea Error, P T Gra Lever Debounce, P T Gra Lever Err El Interruption, P T Gra Lever Err El Short Circuit, P T Gra Lever Err Gra Hangs Off, P T Gra Lever Err Gra Hangs On, P T Gra Lever Err Unplausible, P T Gra Tip, P T Horn Debounce, P T Horn Err Horn Hangs Off, P T Horn Err Horn Hangs On, P T Horn Err Note, P T Horn India Debounce, P T Indicator Gra Debounce, P T Limit V, P T Lin Err Kl15mfl Short Circuit Off, P T Lin Err Kl15mfl Short Circuit On, P T Lin Err Short Circuit, P T Lin Sleepframe Kl15 Off, P T Lrh Interruption Debounce, P T Lrh Regulator I Factor, P T Lrh Regulator I Offset, P T Lrh Regulator P Factor, P T Lrh Regulator Temp Request 1, P T Lrh Regulator Temp Request 2, P T Lrh Regulator Temp Request 3, P T Lrh Short Circuit Debounce, P T P Locks Debounce, P T P Locks Err El Short Circuit, P T P Locks Err Unplausible In Parking Position Off, P T P Locks Err Unplausible In Parking Position On, P T P Locks Err Unplausible Off, P T P Locks Err Unplausible On, P T Plaus Start, P T S Contact Caster, P T Start Delay Lin Kom, P T Target 0, P T Target 1, P T Target 2, P T Turn Signal Blocking Time, P T Turn Signal Debounce, P T Turn Signal Err El Break, P T Turn Signal Err El Short Circuit, P T Turn Signal Err Flashing Horn Hangs Off, P T Turn Signal Err High Beam Hangs Off, P T Turn Signal Err High Beam Hangs On, P T Turn Signal Err Wake-Up Contact On, P T Voltage Lower Threshold Funct, P T Voltage Lower Threshold, P T Voltage Upper Threshold Funct, P T Voltage Upper Threshold, P T Washing Front Bew, P T Wiper Debounce, P T Wiper Err El Interruption, P T Wiper Err El Short Circuit, P T Wiper Err Interval Poti Hangs Off, P T Wiper Err Interval Poti Hangs On, P T Wiper Err Mfa Hangs Ein, P T Wiper Err Mfa Hangs Off, P T Wiper Err Swipe Hangs Off, P T Wiper Err Swipe Hangs On, P T Wiper Err Unplausible, P T Wiper Err Washing Hangs Off, P T Wiper Err Washing Hangs On, P T Wiper Interval Debounce, P T Wiper Winter Position, P T Zss Err Interruption, P T Zss Err Short Circuit A, P T Zss Err Short Circuit Off, P Temp Steering Wheel Heating Off, P Time Temperature Static Lrh, P W Brightness Factor, P W Dimming Offset, P W Limit Detected Mfl Type, P Wash Warning, Pad Thickness, Pairing Process Sim Card Reader, Parameter Animation, Parameter Climatic Comfort For Start / Stop Function, Parameter Defogging For Start / Stop Function, Parameter Evaporator Dew Point Sailing Function, Parameter Group 1, Parameter Group 10, Parameter Group 2, Parameter Group 3, Parameter Group 4, Parameter Group 5, Parameter Group 6, Parameter Group 7, Parameter Group 8, Parameter Group 9, Parameter Hmi, Parameter Read Adaptation, Parameters Water Mass Sailing Function, Parental

Management Level Reset, Parking Aid Deactivation Speed, Parking Brake Function Test, Parking Brake Initialisation, Parking Brake Release (Brake Pedal), Parking Brake Release (Message), Parking Brake Release (Seatbelt), Parking Steering Assistant Cut-In Speed Adj., Partially Activated Engine For Automatic Trans Fluid Change, Particulate Filter Regeneration, Passenger Detection Multi Contour Seat, Passenger Seat Occupation Recognition Sensor Deactivation, Passive Entry Exit: Control By Pulling The Door Handle During A, Passive Entry Exit: Entry Request E Sliding Door Active Time, Passive Entry Exit: Minimum Activity Time Locking Sensor, Passive Entry Exit: PARAT TIMEOUT PROXIMITY ENTRY, Passive Entry Exit: TACTOP 2, Password Customer Paid Connection, Path, Pdm Defragmentation, Personalization (Key 1), Personalization (Key 2), Personalization (Key 3), Personalization (Key 4), Personalized Settings User Account 1 Name, Personalized Settings User Account 1, Personalized Settings User Account 2 Name, Personalized Settings User Account 2, Personalized Settings User Account 3 Name, Personalized Settings User Account 3, Personalized Settings User Account 4 Name, Personalized Settings User Account 4, Personalized Settings User Account 5 Name, Personalized Settings User Account 5, Personalized Settings User Account 6 Name, Personalized Settings User Account 6, Personalized Settings User Account 7 Name, Picture Contrast, PLA Dev Msg, PLA Minimum Speed Limitation, Platform Identification, Plausibility Limit Suspended HKIT, PMS CL Address, Pnc Create Vehicle Cert Res, Pnc Delete Contract Req, Pnc Delete Vehicle Key Pair Req, Pnc Diagnostic Push Ack, Pnc Install Contract Req, Pnc Install Root Certificate Container Req, Pnc Report Unknown Root Cert Ack, PODS Rezero, PODS Serial Number Adjustment, Position Distance, Post Test Registration Time, Potentiometer And Flap Alignment, Potentiometer Flap Motor Alignment, Power Adjustable Steering Column Control Module Basic Setting, Power Flow Interrup. When Stationary Adjustm., Power Latching Test Run, Power Steering Control Module Adaptation, Power Sunroof Control Module Basic Setting, Powertrain CAN-Databus, Pre-Glow Period, Pressure Accumulator Preload Pressure, Pressure Reduction, Pretensioner Left Serial Number, Pretensioner Right Serial Number, Production Date Transmission, Production Diagnostics, Production Mode Deactivation, Production Mode, Production Process Data 1, Production Process Data 2, Production Process Data 3, Production Routine Blower Regulation, Production Routine Blower Voltage, Production Routine Nominal Temperature Inside, Production Routine Rear Blower Voltage, Program Interstop, Program Remote Control, Program Sensor Code, Programming Data Pretensioner 2nd Row Left, Programming Data Pretensioner 2nd Row Right, Programming Data Pretensioner Left, Programming Data Pretensioner Right, Programming Trailer Coupling, Protection CAN Wakeup, Protection Function, Protection RH850 WakeUp, Proximity Sensor: Comfort Exit Enlargement, Proximity Sensor: Duration Of Proximity Signal, Proximity Sensor: Lower Limit Proximity Pulse, Proximity Sensor: Lower Limit Pulse, Proximity Sensor: Max Vehicle Speed For A Standing Vehicle, Proximity Sensor: Max. Intermission Length Diagnostic, Proximity Sensor: Max. Length Of Diagnostic Pulse, Proximity Sensor: Max. Length Of Entry Pulse, Proximity Sensor: Max. Length Of Exit Pulse, Proximity Sensor: Max. Length Of Signal Hall Sensor, Proximity Sensor: Max. Pulse Length Of Proximity Pulse, Proximity Sensor: Max. Pulse Length, Proximity Sensor: Max. Signal Length, Proximity Sensor: Max. Tolerance Data Bit Length, Proximity Sensor: Min Vehicle Speed For A Driving Vehicle, Proximity Sensor: Min. Engine Speed For A Running Engine, Proximity Sensor: Min. Length Of Diagnostic Pulse, Proximity Sensor: Min. Length Of Entry Pulse, Proximity Sensor: Min. Length Of Exit Pulse, Proximity Sensor: Min. Tolerance Data Bit Length, Proximity Sensor: SP X2, Proximity Sensor: SP X3, Proximity Sensor: SP X4, Proximity Sensor: SP X5, Proximity Sensor: SP X6, Proximity Sensor: SP X7, Proximity Sensor: Time Power On, Proximity Sensor: Timer Value For Exit Reverse Option BCM: Par, Proximity Sensor: Timer Value For Exit Reverse Option, Proximity Sensor: Turn Off Limit From Battery Manager, Proximity Sensor: Upper Limit Intermission Length, Pump Calibration, PWM To Level Scaling Factor Front, PWM To Level Scaling Factor Rear, Quantity Comparison, Quick Charging Of High Voltage Battery, Quick Quiescent Current Analysis, Quickstart – Adaptation Pressure Characteristic Engine Decouple,

Quickstart - Adaption Boost Pressure Actuator, Quickstart - Adaption of Exhaust Gas Recirculation Valve, Quickstart - Adaption Of Intake Manifold Runner Flap Bank 1, Quickstart - Adaption Of Intake Manifold Runner Flap Bank 2, Quickstart - Adaption of turbo charger, Quickstart - Automated Boost Control, Quickstart - Automated exhaust gas recirculation, Quickstart - Bank Balancing, Quickstart - Blocked Catalyst, Quickstart - Boost Pressure Actuator, Quickstart - Brake Booster Pump, Quickstart - Camshaft Position Diagnostics, Quickstart - Catalyst Conversion Capability Bank 2, Quickstart - Catalyst Conversion Capability, Quickstart - Catalytic Converter Regeneration, Quickstart - Check Complete Electrical Test, Quickstart - Check Cylinder Balancing, Quickstart - Check Deactivating Of Sail Function, Quickstart - Check Diesel Particulate Filter Missing Substrate, Quickstart - Check Low Pressure EGR Cooling Efficiency, Quickstart - Check Oxicat Efficiency, Quickstart - Clutch Slip Point Adaptation Engine Decoupler, Quickstart - CNG Activation System Discharge, Quickstart - CNG Deactivation System Discharge, Quickstart - Cold Start Injector, Quickstart - Compression test 1, Quickstart - Coolant Valve For Gearbox, Quickstart - Cooling Valve, Quickstart - Crankcase Ventilation Test, Quickstart - Crankcase Ventilation Valve, Quickstart - Cylinder Pressure Sensor Check, Quickstart - Demount Friction Stuck Boost Pressure Actuator Tes, Quickstart - Deviation Lambda Control CNG, Quickstart - Deviation Lambda Control, Quickstart - Diesel Particulate Filter, Quickstart - EGR Valve Cooler Bypass Valve, Quickstart - Electric Supercharger, Quickstart - Engine Shut-Off, Quickstart EOL Engine Speed Increase, Quickstart - EVAP Purge Valve 2, Quickstart - EVAP Purge Valve Functional Check, Quickstart - EVAP System Pressure Check, Quickstart - EVAP System Pressure Rough Leak Check, Quickstart - Exhaust Gas Recirculation Cooler Fouling Test, Quickstart - Exhaust Gas Recirculation, Quickstart - Fuel Injector Test, Quickstart - Fuel Supply System Test V2, Quickstart - Fuel Supply System Test, Quickstart - Fuel Tank Isolation Valve Functional Check, Quickstart - Fuel Trim Adaption Idle, Quickstart - Fuel Trim Adaption Intake Manifold Injection, Quickstart - Fuel Trim Adaption Part Load, Quickstart - Gasoline High Pressure Injection Test, Quickstart - Glow-plug control module, Quickstart - Governor Deviation Exhaust Gas Recirculation, Quickstart - Half Engine Mode, Quickstart - Heater Oxygen Sensor 1 Bank 1, Quickstart - Heater Oxygen Sensor 1 Bank 2, Quickstart - Heater Oxygen Sensor 2 Bank 1, Quickstart - Heater Oxygen Sensor 2 Bank 2, Quickstart - Individual Cylinder Lambda Adaption, Quickstart - Injectors Module 1 Idle Warm Test, Quickstart - Injectors Module 1 Idle Warm Up Test, Quickstart - Injectors Module 2 Injector Test, Quickstart - Intake Manifold Pressure Compensation, Quickstart - Intake Manifold Runner Flap Bank 1, Quickstart - Intake Manifold Runner Flap Bank 2, Quickstart - Intake Manifold Runner Flap, Quickstart - Kick Down Adaption, Quickstart - Knock Sensors, Quickstart - Manual Transmission Fluid Pump Test, Quickstart - Misfire Test, Quickstart - NOx Sensor 1 Test, Quickstart - NOx Sensor 2 Test, Quickstart - NOx Sensor Dynamic Test, Quickstart - NOx Sensor Test Modell Based, Quickstart - O2 Check For Oxygen Sensor, Quickstart - Open Circuit Adjustment Voltage, Quickstart - Open Circuit Test Power Electronics To Electric Mo, Quickstart - Open Position Check Boost Pressure Actuator, Quickstart - Oxygen Sensor Confusion (Left/Right Or Sensor2/3), Quickstart - Oxygen Sensor Front Offset Check Bank 2, Quickstart - Oxygen Sensor Front Offset Check, Quickstart - Oxygen Sensor Front Signal Dynamic Check Bank 2, Quickstart - Oxygen Sensor Front Signal Dynamic Check, Quickstart - Oxygen Sensor Heater Behind Cat, Quickstart - Oxygen Sensor Heater Gear, Quickstart - Oxygen Sensor Rear Oscillation Check Bank 2, Quickstart - Oxygen Sensor Rear Oscillation Check, Quickstart - Oxygen Sensor Rear Signal Activity Check, Quickstart - Oxygen Sensor Rear Signal Dynamic Check Bank 2, Quickstart - Oxygen Sensor Rear Signal Dynamic Check, Quickstart - Oxygen Sensor Rear Signal Responsetime Check, Quickstart - Oxygen Sensor, Quickstart - Oxygen Sensors And Catalyst, Quickstart - Parallel Fuel Trim And Mass Flow Adaption, Quickstart - Plausibility Air-Mass Sensor, Quickstart - Pre Fuel Pump (Short-trip), Quickstart - Pre Fuel Pump, Quickstart - Reductant System Consumption Monitoring, Quickstart - Reductant System Wrong Medium Detection, Quickstart - Replacement Of Turbocharger Actuator, Quickstart - Reset Of Adaption Values,

Quickstart - SCR Complete System Test, Quickstart - SCR Efficiency Test, Quickstart - SCR Metering Quantity Test, Quickstart - Secondary Air System - Bank 2, Quickstart - Secondary Air System, Quickstart - Speed Increase Chassis System Bleeding, Quickstart - Summary Of Testroutines For Production 1, Quickstart - Summary Of Testroutines For Production 2, Quickstart - Summary Of Testroutines For Production, Quickstart - Supercharger Regulation Flap Adaption, Quickstart - Throttleposition Adaption Bank 2, Quickstart - Turbo Charger Bypass Valve, Quickstart - Turbo Charger, Quickstart - Turbocharger Turbine Inlet Actuator, Quickstart - Turbocharger Wastegate Actuator, Quickstart - Variable Intake Manifold / Variable Resonance, Quickstart - Variable Valve Timing Inlet Bank 2, Quickstart - Ventilate Coolant Circuit, Quickstart - VVLI Functional Check, Quickstart - VVT Response/Stuck Check - Inlet, Quickstart - VVT Response/Stuck Check - Outlet, Quickstart - Warm-Up Procedure 1, Quickstart - Warm-Up Procedure 2, Quickstart - Warm-Up Procedure 3, Quickstart - Warm-Up Procedure 5, Quickstart - Warm-Up Procedure 6, Radiator Blind Adaptation, Radiator Blind Basic Setting, Radio Sender Transfer Setting, Rain/Light Sensor Setup, Rain/light Sensor: Adapting, Range Estimation, Read And Write Of Oil Aging Values, Read Injector Code, Read Injector Codes, Read Write History Data E Machine, Read Write History Data Inverter, Readiness Code (Automatic "End Of Line" Check), Readiness Test, Reading / Reset Of Electrical Charger Cycle Data, Reading / Reset Of Particulate Filter Statistics, Readout System State Control Module Tank Leak Detection, Real Time Monitor Thresholds, Rear Axle Full Deceleration Adjustment, Rear Axle SPECIFIED Pressure Comfort, Rear Axle SPECIFIED Pressure Fully Loaded, Rear Axle SPECIFIED Pressure Partially Loaded, Rear Axle SPECIFIED Pressure Standard, Rear Buzzer Frequency, Rear Buzzer Volume, Rear Center Belt Tensioner Deactivation, Rear Compartment Monitoring Data Set, Rear Compartment Monitoring Internal Data Set, Rear Driver Belt Tensioner Deactivation, Rear Driver Side Airbag Deactivation, Rear Fog Light Dimming, Rear Left Brake Adaptation, Rear Lid Basic Setting, Rear Lid Minimum Opening Height, Rear Lid Motor Opening Height Offset After Basic Setting, Rear Lid Opening Sender Application Data Identification, Rear Lid Opening Transmitter 1 AS, Rear Lid Opening Transmitter 1 Burst Length, Rear Lid Opening Transmitter 1 Timer 1, Rear Lid Opening Transmitter 1 Timer 2, Rear Lid Opening Transmitter 1 Timer 3, Rear Lid Opening Transmitter 1 Timer 4, Rear Lid Opening Transmitter 1 Timer 5, Rear Lid Opening Transmitter 1 Treshold 1, Rear Lid Opening Transmitter 1 Treshold 2, Rear Lid Opening Transmitter 1 Treshold 3, Rear Lid Opening Transmitter 1 Treshold 4, Rear Lid Opening Transmitter 1 Treshold 5, Rear Lid Opening Transmitter 1 Vref, Rear Lid Opening Transmitter 2 AS, Rear Lid Opening Transmitter 2 Burst Length, Rear Lid Opening Transmitter 2 Timer 1, Rear Lid Opening Transmitter 2 Timer 2, Rear Lid Opening Transmitter 2 Timer 3, Rear Lid Opening Transmitter 2 Timer 5, Rear Lid Opening Transmitter 2 Timers 4, Rear Lid Opening Transmitter 2 Treshold 1, Rear Lid Opening Transmitter 2 Treshold 2, Rear Lid Opening Transmitter 2 Treshold 3, Rear Lid Opening Transmitter 2 Treshold 4, Rear Lid Opening Transmitter 2 Treshold 5, Rear Lid Opening Transmitter 2 Vref, Rear Lid Opening Transmitter Checksum, Rear Lid Opening Transmitter Comparisson, Rear Lid Opening Transmitter Cycle Protection Activ Treshold, Rear Lid Opening Transmitter Cycle Protection Deactiv Treshold, Rear Lid Opening Transmitter Cycle Protection Decrement Interva, Rear Lid Opening Transmitter Cycle Protection Decrement Value, Rear Lid Opening Transmitter Cycle Protection Increment Value, Rear Lid Opening Transmitter Duration Sensor Request, Rear Lid Opening Transmitter Fusion Timer A1, Rear Lid Opening Transmitter Fusion Timer A2, Rear Lid Opening Transmitter Vehicle Type, Rear Lid Position For Power Latch Activation, Rear Lid Power Opening Control Unit Checksum, Rear Lid Power Opening Control Unit Data Set Version, Rear Lid Power Opening Control Unit Duration Status Request, Rear Lid Power Opening Control Unit Foot Gesture Detection Eval, Rear Lid Power Opening Control Unit Foot Gesture Detection Time, Rear Lid Power Opening Control Unit Play Protection Decrement I, Rear Lid Power Opening Control Unit Play Protection Decrement V, Rear Lid Power Opening Control Unit Play Protection Increment V, Rear Lid Power Opening Control Unit Reset All Counters, Rear Lid Power Opening Control Unit

Threshold Play Protection A, Rear Lid Power Opening Control Unit Threshold Play Protection I, Rear Lid Power Opening Control Unit Transmitter 1 Active Shield, Rear Lid Power Opening Control Unit Transmitter 1 Burst Length, Rear Lid Power Opening Control Unit Transmitter 1 Control Param, Rear Lid Power Opening Control Unit Transmitter 1 Threshold 1, Rear Lid Power Opening Control Unit Transmitter 1 Threshold 2, Rear Lid Power Opening Control Unit Transmitter 1 Threshold 3, Rear Lid Power Opening Control Unit Transmitter 1 Threshold 4, Rear Lid Power Opening Control Unit Transmitter 1 Threshold 5, Rear Lid Power Opening Control Unit Transmitter 1 Timer Value 1, Rear Lid Power Opening Control Unit Transmitter 1 Timer Value 2, Rear Lid Power Opening Control Unit Transmitter 1 Timer Value 3, Rear Lid Power Opening Control Unit Transmitter 1 Timer Value 4, Rear Lid Power Opening Control Unit Transmitter 1 Timer Value 5, Rear Lid Power Opening Control Unit Transmitter 2 Active Shield, Rear Lid Power Opening Control Unit Transmitter 2 Burst Length, Rear Lid Power Opening Control Unit Transmitter 2 Control Param, Rear Lid Power Opening Control Unit Transmitter 2 Threshold 1, Rear Lid Power Opening Control Unit Transmitter 2 Threshold 2, Rear Lid Power Opening Control Unit Transmitter 2 Threshold 3, Rear Lid Power Opening Control Unit Transmitter 2 Threshold 4, Rear Lid Power Opening Control Unit Transmitter 2 Threshold 5, Rear Lid Power Opening Control Unit Transmitter 2 Timer Value 1, Rear Lid Power Opening Control Unit Transmitter 2 Timer Value 2, Rear Lid Power Opening Control Unit Transmitter 2 Timer Value 3, Rear Lid Power Opening Control Unit Transmitter 2 Timer Value 4, Rear Lid Power Opening Control Unit Transmitter 2 Timer Value 5, Rear Lid Power Opening Control Unit Vehicle Type, Rear Lid Reset Normalisation, Rear Light Left 1 Parameter Set, Rear Light Left 2 Parameter Set, Rear Light Right 1 Parameter Set, Rear Light Right 2 Parameter Set, Rear Passenger Belt Tensioner Deactivation, Rear Passenger Side Airbag Deactivation, Rear Right Brake Adaptation, Rear Right Wheel/Height Calibration, Rear Roof Shades Basic Setting, Rear Sliding Roof Basic Setting, Rear Sunroof Control Module Adaptation, Rear Window Outside Mirror Heater Activation Time, Rear Windshield Heating Activation Time, Rear Wiper Comfort Function, Reception Optimization, Recirculation Pump During Auxiliary Heating, Recirculation Pump Lock Adaptation, Recirculation Pump Replacement, Redial Time Call Initiation, Redial Time Dropped Call, Redial Time Free Line, Reduced Application Force For Auto Hold Up And Downhill Swell, Reduced Current For Transponder ID Request, Reducing Fuel Pressure, Reference Channel Delay Adjustment, Reference Channel Delay, Reference Point Production, Referencing LKL1, Referencing LKL2, Regeneration Of Exhaust Gas Recirculation Cooler, Release Transmission Hydraulic Pump, Reload Pressure Sensor Identification, Remote Clock, Remote Control Adaptation (Memory Location), Remote Control Adaptation, Remote Control Barcode, Remote Control Erasing, Remote Control Learning, Remote Control Matching, Remote Control Rear Lid Operating Time, Remote Control Unit Learning, Remote Control, Remote Control: AM Frequency, Remote Control: Balance, Remote Control: Fader, Remote Control: FM Frequency, Remote Control: Function, Remote Control: Receiver, Remote Control: Source, Remote Control: Volume, Remote Door Unlock Door Status Update Delay, Remote Speed Alert Minimum Speed Limit, Remote Start Nominal Temperature, Remote Start Temperature Seat Heating, Remote Start Temperature Seat Ventilation, Remote Start Window Heating Temperature, Remote Vehicle Disabling Maximum Speed Limit, Remote Vehicle Disabling Minimum Clamp 15 Off Time, Remote Vehicle Tracking Position Timeout, Replace Control Unit: Transfer Configuration, Reset Adaptation Parameters, Reset Adaption Fuel Pressure B1S1 Upstream High Pressure Pump, Reset Adaption Of Application Point To Factory Settings, Reset Adaption Of Crankshaft Pulse Generating Wheel, Reset Adaption To Factory Setting, Reset Adaption Value, Reset Adaption Values Potentiometers In Vents, Reset AdBlue System Data, Reset After Replace Of Quantity Value And Pressure Control, Reset After Replace Pressure Supply Init Adapt Electric Motor, Reset After Replacement Energy Histogramm Engine Decoupler, Reset After Replacement Of Air Mass Flow Sensor, Reset After Replacement Of Diesel Particulate Filter, Reset After Replacement Of Differential Pressure Sensor, Reset After Replacement Of Engine Decoupler,

Reset After Replacement Of Exhaust Gas Recirculation Valve, Reset After Replacement Of Injector 1, Reset After Replacement Of Injector 2, Reset After Replacement Of Injector 3, Reset After Replacement Of Injector 4, Reset After Replacement Of Lambda Sensor, Reset After Replacement Of Oxidation Catalytic Converter, Reset After Replacement Of Quantity Mean Value Adaptation, Reset After Replacement Of SCR Catalyst, Reset After Replacement Of Turbo Charger, Reset After Replacement Of Variable Oil Pump, Reset Air Mass Meter Adaptation Values, Reset All Counter, Reset All Counters, Reset Battery Charging Profiles, Reset Battery Charging Timer, Reset Brake Temperature Monitoring, Reset CAN Information, Reset Catalytic Converter Adaptation, Reset Clutch 0 Logging Dates, Reset Clutch 1 Logging Dates, Reset Clutch 2 Logging Dates, Reset Clutch Characteristic Clutch 0, Reset Clutch Characteristic, Reset Clutch Control Travel Pressure Characteristic, Reset Clutch Pressure Sensor Adaptation, Reset Clutch Values For Transient Friction, Reset Clutch Values Forward, Reset Clutch Values Reverse, Reset Clutch Values, Reset Clutch Wear, Reset Control Unit, Reset Convertible Roof Cycles Control Value On Off, Reset Coolant Pump Adaption Values, Reset Counter For Mechanical Stress, Reset Counter For Rollover-Bar-Deployment, Reset Crash Detection Signal, Reset Dead Reckoning Calibration, Reset DPF Differential Press. Sensor Adapt., Reset Drivingparts Per Shift Position, Reset DVD Juvenile Release Password, Reset Emergency Battery History, Reset Energy Management Counter, Reset Engagement Counters, Reset Exhaust Flap Control Module, Reset Factory Defaults, Reset Frequency Counter, Reset Frequency Counters, Reset Fuel On Adaption, Reset Fuel On Fuel Off Adaption, Reset Fuel Pressure Adaptation, Reset Gear Positioner Values, Reset Gearbox Mileage, Reset Headlight Regulation Counter, Reset Highest Appeared Brake Temperature, Reset Injector Adaptation Values, Reset Injector Closure Time Adaptation Values, Reset Kiss Point Adaption Fault Statistics 1, Reset Lambda Sensor Adaptation Values, reset lock sensors, Reset Magnetic Clutch Adaption, Reset Master Slave Assignment, Reset Max Value, Reset Maximum ECU Currents, Reset Maximum ECU Temperatures, Reset Maximum Smart Actuator Currents, Reset Mileage And Adaption Counter, Reset Mileage Of Rough Road Detection, Reset Misfire Adaptation, Reset MOST Bus Break Counter, Reset Of Adaption Value Current Linearization, Reset Of Adaption Value EDL Closed, Reset Of Adaption Value EDL Open, Reset Of Adaption Values Gear Box, Reset Of Adaption Values Injector, Reset Of Adaption Values Oil Ageing, Reset of Adaption Values, Reset of Adjustment/Calibration Values, Reset Of All Adaptions, Reset Of All Air Condition Counters, Reset Of All Counters, Reset Of All Mode Counter, Reset of C0-Adaption Values, Reset Of CAN Message Alive Detection, Reset Of Central Signal Processing Adaption Values, Reset Of Clutch Pressure Adaption, Reset Of Combustion Chamber Pressure Sensor Adaption, Reset Of ECU In Delivery State Of Manufactor, Reset Of First Filling Status, Reset Of Hydraulic Pressur Sender 1 Offset, Reset Of Identification Data Collected On Lin Bus, Reset Of Injector Closing Time Adaption, Reset Of Preignition Counter, Reset Of Qsp Torque Display Adaption Values, Reset Of Raw Values Of Level Sensors In Rebounded Position, Reset Of Reductant System Adaption, Reset Of SCR Restriction Counter, Reset Of SCR Tank Level Sensing, Reset Of State Information, Reset Of Steering Support Adaption Values, Reset of Survey Counter, Reset of System Specific Adaption Values, Reset Of The Reversible Overcurrent Cutoff, Reset Of Tick Learner, Reset Of Tire Not Fixed Detection Adaption Values, Reset Of Zero Point Brake Pedal Position Sender, Reset Particulate Filter (b1) Adapt. Values, Reset Particulate Filter (b2) Adapt. Values, Reset Particulate Filter Adaption Values, Reset Plug-in Cycles of Charging Socket, Reset Pressure Reduction Logging Dates, Reset Rail Pressure Control Valve, Reset Rollover Trigger Counter, Reset SCR tank system adaptation, Reset Side Window Blind Normalisation Driver Rear, Reset Side Window Blind Normalisation Passenger Rear, Reset Speeding Value, Reset Standardization, Reset Start Inhibit Due To Lack Of AdBlue, Reset Start/Stop Counter, Reset Statistic Memory, Reset Stored Temperature Measured Values, Reset Temperature Model, Reset Timing Chain Adaption Values, Reset To As-Delivered Condition To Control Module Manufacturer, Reset To Basic Settings, Reset To Factory Setting, Reset To Factory

Settings, Reset Total Clutch Adaption, Reset Turbocharger Adaption Values, Reset Wheel Calibration, Reset Window Regulator Adaption Driver Side Front, Reset Window Regulator Adaption Driver Side Rear, Reset Window Regulator Adaption Passenger Side Front, Reset Window Regulator Adaption Passenger Side Rear, Reset Window Regulator Normalisation Driver Side Front, Reset Window Regulator Normalisation Driver Side Rear, Reset Window Regulator Normalisation Passenger Side Front, Reset Window Regulator Normalisation Passenger Side Rear, Resetting Adaptation Variable Oil Pump, Resetting Crankshaft Sensor Wheel Adaptation Values, Resetting Misfire Adaptations, Resetting Of All Adaptation Values, Resetting Of Injector Adaptation Values, Resetting Of Learned Values Of Turbocharger, Resetting Of Oxygen Sensor Adaptation Values, Resetting Of Service-Interval Display, Response Delay To Close Rear Lid, Response Delay To Open Rear Lid, Rest Recommendation, Retract Display, Reversing Distance At Closing, Reversing Distance At Opening, Reversing Threshold Driver Side Front, Reversing Threshold Driver Side Rear, Reversing Threshold Passenger Side Front, Reversing Threshold Passenger Side Rear, Right Front Wheel/Height Calibration, Right/left-Hand Drive Configuration, Rka Reset Dynamic Data, RKA Simulation Mode, RLE Simulation Mode, Roller Test Stand Mode, Roll-Over Bars Deactivation, Roll-Over Bars Trigger Counter Reset, Rollover Protection Test, Roof Blind Go To Service Position, Roof Blind Normalisation, Roof Blind Reset Normalisation, Roof Crash Detection Speed Limit, Roof Roller Blind Basic Setting, Roof Shade Control Module Adaptation, Roof Shades Basic Setting, RPM Threshold Engine Running, RTM Request Cycle Time, Safe Confirmation, Scan Error Time, Scan Procedure: Current Limiting On Under Voltage At Go Protocol, Scan Procedure: Cycle Convenience Coverage Limiting, Scan Procedure: Number Of Repeats, Scan Procedure: P Keyless Event Search Retries Pause, Scan Procedure: Timeout Authentication Result, Scan Procedure: Timeout Control, Scan Procedure: Timeout ID Transmitter Ready To Receive After L, Scan Procedure: Timeout LF Repetition, Scan Velocity Threshold, ScanProcedure: Timeout Entry Response, ScanProcedure: Timeout Response, SCR Inducement Operating Hour Reset, SCR Metering Quantity Test Matching, Scr System Reset, Screen Wiper Motor: Adapting, SDARS Preactivated Subscription, Search Illumination Brightness, Seat Heating Power Stage 2 To 1 Reduct. Time, Seat Heating Power Stage 3 To 2 Reduct. Time, Seat Occupant Recognition Basic Setting, Seat Occupied Recognition Control Module Basic Setting, Seat Occupied Recognition Reset, Seat Occupied Recognition, Seatbelt Warning, Security Access (16) Adaptation (10) / Long Adaptation (0A), Security Access(16) Basic Settings (04), Security Version Number, Select Characteristics Curve, Selective (Single) Door Locking, Selector Lever Basic Setting, Selector Lever Position Sensor Calibration, Self Leveling Suspension Calibration to Determine Axle Load, Self-Levelling Suspension Activation, Self-Levelling Suspension Calibration Reset, Self-Levelling Suspension Calibration, Self-Levelling Suspension Deactivation Permanent, Self-Levelling Suspension Deactivation, Sensor Plausibility Enabling, Sensor Unit Zero Position Compensation, Sensor Wheel Adaptation, Erase Adaptation Values, Serial Tracing, Service Early Warning In Days, Service Early Warning Prediction, Service Key Clear Data, Service Light Reset, Service Menu, Service Mode Hybrid Drive, Service position, Service Range, Service Reminder, Service Reminder: Distance to Inspection "INSP 01", Service Reminder: Distance to Oil Service "OIL", Service Reminder: Max. Distance to Inspection "INSP 01", Service Reminder: Max. Distance to Oil Service "OIL", Service Reminder: Max. Time to Inspection "INSP 02", Service Reminder: Time to Inspection "INSP 02", Servo Pump Load Calibration, Set Actuator Volume, Set AdBlue Tank Level To "Full", Set Aging Counter, Set And Reset Parking Brake Motor Piston, Set Brake Application Signals, Set Clutch Mileage To Zero, Set Development Mode Minimum Speed Limitation, Set Function On Demand Product Data, Set Gearbox Mileage To Vehicle Mileage, Set Mapping For Injectors After ECU Replacement, Set Number 2 For Info Call, Set Number 2 For Service Call, Set Number For Info Call, Set Number For Service Call, Set Number Of Wheel Counting Impulse, Set Number Roaming For Info Call, Set Number Roaming For Service Call, Set Of Clutch Mileage To Value, Set Pay TMC, Set PLA WPCA Car Corr Factor Development, Set PLA

WPCA Min Change Limit Development, Settime Trigger Entry Vehicle, Settime Trigger Exit Vehicle, Setting Center Chest Vents At Voice Control, Shock Absorber Damping Adjustment Valve Calibration, Short Average Ambient Threshold TSAA, Short Average Time Constant TCSAA, Showroom Effect, Shut Down AP, Shut Off Conditions, Shutdown Wait Time, SIA: Service Time SIA, SIA: Service Track SIA, SID Maximum Mileage To Next Oil Service, SID Maximum Time To Next Oil Service, Side Marker Lights, Side Window Blind Normalisation Driver Rear, Side Window Blind Normalisation Passenger Rear, Signal Position, SIM Card Reader Bluetooth Address, Single Gear Indicator Adjustment, Slide Show Frame Rate, Sliding Roof Basic Setting, Sliding Sunroof Basic Setting, Sliding Sunroof Go To Service Position, Sliding Sunroof Normalisation, Sliding Sunroof Reset Normalisation, SLWR Counter Left, SLWR Counter Right, SmAct Volume Adjustment, SMS Call Delay, SMS Phone Number 1, SMS Phone Number 2, Soft Stop Tolerance Zone, Softgab In, Softgab Out, Softgap Down, Soot Entry, Softgab Up, Speakers/Model, Special ID PQ25 Calibration, Specified Pressure Front Axle 1, Specified Pressure Front Axle 2, Specified Pressure Front Axle 3, Specified Pressure Line Selection At EOL, Specified Pressure Rear Axle 1, Specified Pressure Rear Axle 2, Specified Pressure Rear Axle 3, Specified Tire Pressure at Full Load (Front Axle), Specified Tire Pressure at Full Load (Rear Axle), Specified Tire Pressure at Partial Load (Front Axle), Specified Tire Pressure at Partial Load (Rear Axle), Speed Adaptation Of Coolant Pump, Speed Delta, Speed Limit For Destination Entry, Speed limit Maneuver Situation, Speed Shutoff Threshold Compressor Run In, Speed Threshold 1, Speed Threshold 2, Speed Threshold 3, Speed Threshold For "Car Is Driving", Speed Threshold For Destination Input, Speed Threshold For Driving Cycle Detection, Speed Threshold For Moving Vehicle Detection, Speed Threshold For Start Request Plausibility, Speed Threshold For Terminal 15 Emergency Shutoff, Speed Threshold, Speed Value For Testing Mode, Stall Current Measuring Mode Deactivation Distance, Standard Dimming Value ZAT, Start / Stop Restart Delay, Start Automatic Trans Fluid Pressure Accumulator Discharge, Start Automatic Transmission Fluid Pressure Accumulator Charge, Start Brake Pad Replacement Mode, Start of Injection, Start Particle Desulfurization, Start Stop Voltage Limit, Start Up EOL Pressurized Gasoline Fuel Tank Refueling Condition, Start/Boot Screen Time (OFF/Cold Boot), Start/Boot Screen Time (Standby), Start/stop Function: Activate/deactivate Temporarily, Starting Conditions, Starting torque adjustment, Starting Torque Calibration, Starting Vibration Reduction Adjustment, Start-Up Coolant Circuits Filling, Start-Up Desulfurization In Standing Position, Start-Up EGR Cooler Rinsing, Start-Up Learning Of Measured Soot Mass, Start-Up Pressurized Gasoline Fuel Tank Isolation Valve Open, Start-Up Refrigerant Circuit Filling, Start-Up Refrigerant-And Coolant Circuits Filling, Start-Up Refueling Condition Pressurized Gasoline Tank, Start-Up Regen Of Particulate Filter In Standing Position, Start-Up Regeneration Diesel Particulate Filter During Drive, Start-Up Regeneration Of Particulate Filter During Drive, Startup Screen Sticker HMI, Start-Up Test Accumulator, Start-Up Test Brake Booster, Static Calibration Routine Overrun, Static Calibration Routine, Static Top Speed Limitation, Stationary DPF Regeneration, Statistic Phev Mileage, Steer To Center Position, Steering Angle Initialization, Steering Angle Sender - Reset Zero Point, Steering Angle Sender - Set Zero Point, Steering Angle Sensor Alignment, Steering Angle Sensor Basic Setting, Steering Angle Sensor Calibration, Steering Angle Sensor, Steering Assist Without Engine Running, Steering Assistance Level Adjustment, Steering Basic Setting, Steering Column Basic Setting, Steering Wheel Angle Correction For Steering Wheel Deviation Pr, Steering Wheel Angle Sensor Adaptation, Step Size For Final Control Test Close Rear Lid, Step Size For Final Control Test Open Rear Lid, STH Post Heating Time Duration, Stop Limit Of Potentiometers In Vents, Stop Routine Coolant Circuit Filling Flushing, Stop Routine Refrigerant Circuit Filling Flushing, Stop Value Of Potentiometers In Vents, Storing Air Recirculation Function After Terminal 15 Off, Street Light Brightness Threshold Highway TSLBH, Street Light Brightness Threshold Village TSLBV, Street Light Brightness Time Constant TCSLB, Streetlights Time Constant TCSL, Structure-Borne Noise Volume Adjustment, SuFK Development Massage, Summary Reset After Replacement Of

Reductant System Components, Sun Roof Basic Setting, Sun Shade Basic Setting, Sunroof Control Module/No Basic Setting, Sunroof Shade Control Module Basic Setting, Supplementary Heater: Adapting, Supplementary Heater: Reset Adaptation Values, Supplementary Heater: Reset Starter Interlock, Supplementary Heater: Test, Swap Function Activate, SWaP Function Crypt Data ID, SWaP Function Transfer Crypt Data, Swirl Flap Basic Setting (Bank 1), Swirl Flap Basic Setting (Bank 2), Swirl Flap Basic Setting, Switch-Off Delay (Low Beam), Switchover To The High Oil-Pressure Level, System Data Part 11 Rear, System Data Part 12 Rear, System Data Part 14 Rear, System Data Part 7, System Data Part 8, System Parameters Part 10 Rear, System Shut-off, System Test Turbo Charger Bypass Flap, T1 Normal Signal Break Time, T2 Scaling Signal Break Time, T2 Scaling Signal Rate, T2 Scaling Signal Start Up Time, T3 Handshaking Signal Break Time, T4 Error Signal Break Time, T4 Error Signal Number Of Tones, T4 Error Signal Rate, T5 ASD Activate Signal Number Of Tones, T5 ASD Active Signal Break Time, T5 ASD Active Signal Rate, Tail Light Dimming, Take Back Of The Reversible Crash Cutoff, Tank Characteristic (Additional Functions), Tank Characteristic (Dry Calibration), Tank Characteristic (Fuel Level Sensor 1), Tank Characteristic (Fuel Level Sensor 2), Tank Characteristic (Fuel Level Sensor), Tank Characteristic (Full Calibration), Tank Characteristic (Not Detectable Tank Volume), Tank Characteristic (Wet Calibration), Target Soc Production Mode, Teach Force Limitation, Tear Wiping, Telematics, Telephone Basic Volume Adjustment, Telephone Basic Volume, Telephone Handset Connect, Telephone Number Information Service, Telephone Number Roadside Assistance, Telephone Type, Temp Threshold Activate Climate Control, Temp Threshold Auxiliary Heater: Full Load After Partial Load, Temp Threshold Auxiliary Heater: Partial Load After Full Load, Temp Threshold Auxiliary Heater: Start After Control Pause, Temp Threshold Big To Med, Temp Threshold Big To Power, Temp Threshold Low To Control Pause, Temp Threshold Low To Med, Temp Threshold Med To Big, Temp Threshold Med To Low, Temp Threshold Power To Big, Temp Threshold Start Out Of Control Pause, Temp Threshold Start To Control Pause Or Heating Mode, Temperature Clamping After Evaporator, Temperature Compressor For Speed Increase, Temperature Difference For Bypass Valve Opening, Temperature Reference, Temperature Threshold Auxiliary Heater: Control Pause, Temperature Threshold For Activation Of Auxiliary Heater, Temperature Threshold: Ambient Temperature, Temperature Threshold: Coolant Temperature, Terminal 30G Deactivation/Reset, Terminal 61 Function Enabling, Terminal S Timeout, Test AdBlue metering valve spray pattern, Test Mode End Distance, Test Mode Trigger Time, Test Registration Period, Thermal Load, Throttle Body Alignment, Throttle Body Cross-Sectional Area Reset, Throttle Body, Throttle Valve Adaptation, Throttle Valve Adaption, Throttle Valve Basic Setting (bank 1), Throttle Valve Basic Setting (bank 2), Throttle Valve Basic Setting, Throttle Valve Control Module Adaptation, Throttle Valve Control Module Reset, Throttle Valve Control Unit Reset, Throttleposition Adaptation, Tilt Sensor Sensitivity, Time Bypass Valve Activated After Caster Finished, Time For Compressor At Terminal 15 On, Time For Neck Heating Power Reduction Level 2 To Level 1, Time For Neck Heating Power Reduction Level 3 To Level 2, Time For Opening Bypass In Control Pause, Time For Seat Heating Power Reduction In Highest Level, Time For Seat Heating Power Reduction Level 2 To Level 1, Time For Seat Heating Power Reduction Level 3 To Level 2, Time Frame VIP Kick Forecast, Time HMI Buttons Off, Time HMI Symbols Off, Time Sensor Power Off Group 2, Time Setup (Hour), Time Setup (Minute), Time Since Inspection, Time since Service, Time To Drive Cycle Detection, Time To Ignore Ignition Trigger, Time To ZAT Open Circuit Detection, Time To ZAT Short Circuit Fault Detection, Time Window For Opening Further Than Programmed Interstop, Time ZAT Actuation Detection, Time ZAT Lock After Emergency Shutoff, Time ZAT Lock After Normal Shutoff, Time, Time, Hour, Time, Minute, Timeframe Request Immobilizer Terminal Approval, Timeout Convenience Coverage Limiting, Timeout Trigger Terminal Deactivation Central Locking, Timer Sporadic MOST Open Circuit, Timing Chain Lengthening Reset After Replacing Chain, Tiptronic Steering Wheel Button Adjustment, Tire Circumference, Tire Diameter, Tire Pressure Adaptation, Tire Pressure Control Monitoring, Tire Pressure Monitoring System (Tpms)

Reset, Tire Pressure Monitoring System Configuration, Toggle Offtime Other Door Handle, Toggle Offtime Same Door Handle, Tolerance Band Of Basic Adjustment Flap End Stops, Tolerance Band Of Flap End Stops, Tolerance Compressor Speed In Compressor Inlet, Tolerance Compressor Speed In Normal Service, Tolerance Range For Flap End Stops, Tolerance Time For Compressor Speed Variance, Tone Pitch Of Acoustic Warning, Top Speed Configuration, Torque Limitation, Torque Steer Compensation (TSC), Torque Test, Total Consumption, Touch Zoom Level Double Tap In, Touch Zoom Level Double Tap Out, Touchpad Illumination Test, Tourist Solution, TPM Individual Specified Pressure Adjustment, Tracking Assistant Activation Request, Tracking Assistant Check Contract Duration, Tracking Assistant Program Driver Cards, Tracking Assistant Self Test, Tracking Assistant Send Test Message, Trailer Stabilization Enabling, Trailer Stabilization, Transfer Configuration, Transmission Adaptation Basic Setting 1, Transmission Adaptation Basic Setting 2, Transmission Adaptation Basic Setting 3, Transmission Grade (Front Window), Transmission Housing Serial Number, Transmission Oil Level Test, Transmission Rapid Adaption, Transmission Ratio Engine Air Conditioner Compressor, Transmission Ratio Of AC Compressor, Transmission Ration Engine Air Conditioner Compressor, Transmission Setting Adaption, Transmission Type, Transport Mode Deactivation Distance, Transport/Service Mode, Transportation Mode, Travel/Tourist Mode, Trigger CAN Speed, Trunk Lid Remote Unlocking, Turbo Charger Boost Control Reset, Turbo Charger Boost Control Solenoid Adaptation, Turbocharger Basic Setting, Turbocharger Offset Correction, Turn Signal Dimming, Turn Signals in Side Rear View Mirror, Tyre Pressure Sensor Adaptation, Undervoltage Heater Turn-Off, Universal Preparation For Mobile Telephone, Unlearning Calibration Of Luggage Compartment Cover, Unlock Actuator System, Unlock Blink, Unlock Horn, Unlocking Con?rmation (Key Switch), Unlocking Con?rmation (Remote Control), Unlocking With Key Switch Optical Feedback, Unlocking With Remote Control Opt. Feedback, Unrestricted Addressing Of Actuator Motors, Uphill Assist Gradient Threshold, Upper Limit Of Air Regulation Downstream Of Evaporator, Upper Locking Range, Upper Stop Maximum Value, Upper Stop Minimum Value, User Profile Name Customer Paid Connection, User Profile Name, User Profile Password, V Limit KL30 Disconnect, Vacuum Level / Hydraulic Brake Booster (HBO/HBV), Vacuum Pump For Brake System, Vacuum Pump Test (Short Trip), Variant Encoding, Variants Reduction, Vehicle Equipment Code And Production Number Combination, Vehicle Excess Length, Vehicle Excess Width, Vehicle Health Report, Vehicle Height Learning, Vehicle Identification Number Programming, Vehicle Identification Number Provisional, Vehicle Identification Number, Vehicle Length Adjustment, Vehicle Mileage Challenge Adaptation, Vehicle Not Cooling, Vehicle Not Heating, Vehicle Road Curb Distance, Vehicle Speed Threshold (TV-Function), Vehicle Speed Threshold, Vehicle Width Adjustment, Velocity Of Massage, Velocity Stage 1 Of Massage, Velocity Stage 2 Of Massage, Velocity Stage 3 Of Massage, Velocity Stage 4 Of Massage, Velocity Stage 5 Of Massage, Vent ESP Hydraulic System, Verify Variant Encoding, VIC Parameters, Village Detect Highway Speed Threshold, Visual Comfort Operating/Closing Confirmation, Visual Display Adjustment, Visual Feedback When Locking/Unlocking, Visual Locking Con?rmation, Voice Output Basic Volume Adjustment, Voice Output Basic Volume, Voice Output External Emergency Speaker, Voltage Monitoring: Overvoltage Delta, Voltage Monitoring: Overvoltage For KESSY ECU, Voltage Monitoring: Overvoltage For Keyless Go, Voltage Monitoring: Overvoltage Jumpstart 2 Delta, Voltage Monitoring: Undervoltage Delta, Voltage Monitoring: Undervoltage For KESSY ECU, Voltage Monitoring: Undervoltage For Keyless Go, Voltage Monitoring: Undervoltage Jumpstart 1 Delta, Volume Of Fuel Tank, Volume Offset, Volume Output, Volume with Convertible Top Open, VOS Parameters, VW Common Application Data Identifier, VW ECU Hardware Version Number, Wake Up Monitor Reset History Data, Wake Up Monitor Reset Of Adaptions, Warning Lamp Enabling, Warning Lamp Test, Weapons Box Adaption, Wheel / Tire Description, Wheel Alignment, Wheel Base, Wheel Circumference Adjustment, Wheel Circumference, Wheel Impulse, Wheel Set Selection, Wheel Torque Limitation, Wheel/Height Calibration Con?rmation, Wind Deflector Denormalisation, Wind

Deflector Normalisation, Wind Deflector Original Position, Wind Deflector Service Position, Window Condensation Parameter For Start/Stop Function, Window Regulator Adaption Driver Side Front, Window Regulator Adaption Driver Side Rear, Window Regulator Adaption Passenger Side Front, Window Regulator Adaption Passenger Side Rear, Window Regulator VW Settings Driver Side Rear, Window Regulator VW Settings Passenger Side Rear, Wiper Angle Interval Position Adaptation, Wiper Angle Lower Turning Point Adaptation, Wiper Angle Park Position 1 Adaptation, Wiper Angle Park Position 2, Wiper Angle Service Position Adaptation, Wiper Angle Upper Turning Point Adaptation, Wiper Error Mask Mitsuba Development, Wiper Motor Control Unit Data Set 2, Wiper Motor Control Unit Data Set 3, Wiper Motor Control Unit Data Set 4, Wiper Motor Control Unit Data Set, Wiper Setup, WIV: Distance From Inspection, WIV: Max Value Km Mileage / Inspection, WIV: Max Value Of Time Between Inspections, WIV: Min Value Of The Time Between The Inspections, WIV: Min. Km Driving Performance / Inspection, WIV: Russian Entry, WIV: Thermal Load, WIV: Time From Inspection, WIV: Total Consumption, WLAN Default Channel, WLAN Dynamic Host Configuration Range, Write Configuration, Write Gateway Control Unit Configuration, Write Injector Codes, Write Key Content, Yaw Rate Sensor Detection, ZAT Clamp 58xt Signal Factor, ZAT Clamp 58xt Signal Offset, ZAT First Case Time High Low State, ZAT First Rise Time Low High State, ZAT Init Value, ZAT Motor Signal Timer 1, ZAT Motor Signal Timer 2, ZAT Nominal Voltage, ZAT Post Carridge During Clamp 15 Off, ZAT Pwm Offset 1 Lower Limit, ZAT Pwm Offset 2 Lower Limit, ZAT Pwm Peak1 Upper Limit, ZAT Pwm Peak2 Upper Limit, ZAT Second Case Time High Low State

3119 new Actuation type special tests:

1000W PTC Auxiliary Air Heater, 3rd Brake Light, 5th Camera Activation Request Control Value 1, A/C Clutch Relay Control Circuit, A/C Compressor Engagement, A/C Compressor Magnetic Coupling, A/C Compressor Regulator Valve, A/C Compressor, ABS Motor, ABS Return Flow Pump Control Value On OFF, ABS Return Flow Pump VW Local Control State, AC Compressor Control Valve, Ac/heat Output Test, Acc Button Led, Acc. Ped. Press. Point Generation, Accelerator Ped Mod Actuator Functional Chk VW Com Ctrl State, Access Setup Tool Test Control Value, Accumulator Activation Test Control Value Moving Volume, Accumulator Activation Test Control Value Piston Speed, Accumulator Activation Test Control Value Smart Actuator Speed, Acoustic Check Of Loudspeaker Channel 1 Test, Acoustic Check Of Loudspeaker Channel 10 Test, Acoustic Check Of Loudspeaker Channel 11 Test, Acoustic Check Of Loudspeaker Channel 12 Test, Acoustic Check Of Loudspeaker Channel 13 Test, Acoustic Check Of Loudspeaker Channel 14 Test, Acoustic Check Of Loudspeaker Channel 15 Test, Acoustic Check Of Loudspeaker Channel 16 Test, Acoustic Check Of Loudspeaker Channel 17 Test, Acoustic Check Of Loudspeaker Channel 18 Test, Acoustic Check Of Loudspeaker Channel 19 Test, Acoustic Check Of Loudspeaker Channel 2 Test, Acoustic Check Of Loudspeaker Channel 20 Test, Acoustic Check Of Loudspeaker Channel 21 Test, Acoustic Check Of Loudspeaker Channel 22 Test, Acoustic Check Of Loudspeaker Channel 23 Test, Acoustic Check Of Loudspeaker Channel 24 Test, Acoustic Check Of Loudspeaker Channel 3 Test, Acoustic Check Of Loudspeaker Channel 4 Test, Acoustic Check Of Loudspeaker Channel 5 Test, Acoustic Check Of Loudspeaker Channel 6 Test, Acoustic Check Of Loudspeaker Channel 7 Test, Acoustic Check Of Loudspeaker Channel 8 Test, Acoustic Check Of Loudspeaker Channel 9 Test, Acoustic feedback buzzer - Chime, Acoustic feedback Chime, Acoustic feedback of the turn signal, Acoustic Gong, Acoustic Signal Sensor, Acoustic Test Signal, Acoustics, Act St Vent Rr Lt Tst Ctrl Val Rr Lt St Bkrst Fan 1, Act St Vent Rr Lt Tst Ctrl Val Rr Lt St Cushion Fan 1, Act St Vent Rr Rt Tst Ctrl Val Rr Rt St Bkrst Fan 1, Act St Vent Rr Rt Tst Ctrl Val Rr Rt St Cushion Fan 1, Act Tst Precrash ICM Disp Text Ctrl ICM Disp Text, Act Tst Precrash Pretens Ctrl Tensioning Char, Act Tst Precrash Veh Conditioning Ctrl Veh Conditioning, Activate Anti-Theft Alarm, Activate Component Protection, Activate ESP System/Function Test, Activate LEDs, Activated Charcoal Filter Shutoff Valve VW Common Control State, Activated Charcoal Filter

Shutoff Valve, Activation Emergency Brake, Activation Jerky Braking Movement, Activation Of Anti Theft Alarm System Control Value, Activation Of Parking Spot Search Park Assist Control Value, Active Headrest Control Onoff, Actuate Charging Connection 1, Actuate Charging Connection 2, Actuate Vehicle Front Left Control Value Onoff, Actuate Vehicle Front Right Control Value Onoff, Actuate Vehicle Rear Left Control Value, Actuate Vehicle Rear Right Control Value Onoff, Actuation Ifl Valve, Actuation Ifr Valve, Actuation Lpf1 Valve, Actuation Lpf2 Valve, Actuation Mci1 Valve, Actuation Mci2 Valve, Actuation Ofl Valve, Actuation Ofr Valve, Actuation Pump, Actuation Rl Emb (2), Actuation Rl Emb, Actuation Rr Emb (2), Actuation Rr Emb, Actuation Vacuum Pump1, Actuation Vacuum Pump2, Actuator 1 For engine noise generation Control Value, Actuator 1 For Engine Sound Generation VW Common Control State, Actuator 1 For Engine Sound Generation, Actuator B-pillar foot left rear flap position, Actuator B-pillar foot right rear flap position, Actuator For Camshaft Adjustment Actuator, Actuator For Camshaft Adjustment Position, Actuator For Structure-Borne Sound Control Value, Actuator For Structure-Borne Sound VW Common Control State, Actuator For Structure-Borne Sound, Actuator For Valve Lift Adjustment Inlet VW Common Ctrl State, Actuator For Vlv Lift Adjustment Inlet Bank 2 VW Com Ctrl State, Actuator Structure-Borne Noise, Actuator Test Crash Intensity 1, Actuator Test Crash Intensity 2, Actuator Test Crash Intensity 3, Actuator Test Crashsignal Control Crash Direction, Actuator Test Crashsignal Control Crash Intensity, Actuator Test Crashsignal Control Onoff, Actuator Test Highvoltage Disable Control Highvoltage Disable, Actuator Test Highvoltage Disable Control Onoff, Actuator Test Highvoltage Disable, Actuator Test LED Bar Control Value Frequency, Actuator Test Precrash ICM Display Text Control Onoff, Actuator Test Precrash ICM Display Text, Actuator Test Precrash Pretensioner Control Onoff, Actuator Test Precrash Pretensioner Control Side, Actuator Test Precrash Vehicle Conditioning Control Onoff, Actuator Test Precrash Vehicle Conditioning, Actuator Test USM Control Crash Severity, Actuator Test USM Control Onoff, Actuator Test USM Crash Type Front Driver, Actuator Test USM Crash Type Front Passenger, Actuator Test USM Crash Type Pedestrian Protection, Actuator Test USM Crash Type Rear Driver, Actuator Test USM Crash Type Rear Passenger, Actuator Test USM Crash Type Rollover, Actuator Test USM Crash Type Side Driver, Actuator Test USM Crash Type Side Passenger, Actuatoric Test Actuationtime, Actuatoric Test Control Value Actuationtime, Actuatoric Test Control Value Delaytime, Actuatoric Test Delaytime, Adblue 4/2-Way Valve, Adblue Circuit Leak Test, Adblue Delivery Module Heating, AdBlue Delivery Pump, AdBlue Dosing Valve, Adblue Pump/pipe Heating, Adblue Return Delivery, Adblue Switching Valve, Adblue Tank Heating 1 Actuation, Adblue Tank Heating 2 Actuation, Adblue Tank Heating, Add Highbeam Test Controlstate Data 2, Addit. Cooling Medium Pump Relay, Additional Air Heating Control Value On Off, Additional Air Heating Input Output Control Parameter, Additional Air Heating VW Common Control State, Additional Air Heating, Additional Heater Activation Test Control Value, Additional Heater Activation Test Input Output Ctrl Parameter, Additional Hydraulic Pump For Gearbox Control Value, Additional Hydraulic Pump For Gearbox, Additional Interior Light Test Control Value Can Signal, Additional Interior Light Test Control Value Indication Light, Additional Interior Light Test Control Value Interior Light, Additional Light Functions Test Control Value, Additional Main Beam Test Control Value, Additional Turn Signal Test Control Value Left, Additional Turn Signal Test Control Value Right, Adjust Mirror Inward, Adjustable Rear Spoiler Indicator Light Test Control Value, Adopt.of Unfiltered Ambient Temp., Aerial Entry And Strt Authorisation Lt Diag Ctrl Val, Aerial Entry And Strt Authorisation Rt Diag Ctrl Val, Aerial For Entry And Start Authorisation Left Diag Ctrl Value, Aerial For Entry And Start Authorisation Right Diag Ctrl Value, AGW Test Control Value Blink Frequency, AGW test control value suppression icon combi, Air Cond Perfomance Tst Fr And Rr VW Com Ctrl St, Air Condit. Compressor Actuation, Air Condition Compressor Activation Control Value On Off, Air Condition Compressor Activation Input Output Ctrl Parameter, Air Condition Compressor Activation Setpoint, Air Condition Compressor Activation VW Common Control State, Air Condition Compressor Activation, Air Conditioner Compressor Regulating Valve Test Control Value, Air Conditioner Performance Test Control Value

On Off, Air Conditioner Performance Test Input Output Control Parameter, Air Conditioner Performance Test VW Common Control State, Air Conditioner Performance Test, Air Dist Flap Front Ctrl Motor Input Output Control Parameter, Air Distribution Flap Front Control Motor Footwell Setpoint, Air Distribution Flap Front Control Motor Setpoint, Air Distribution Flap Rear Control Motor Control Value On Off, Air Distribution Flap Rear Control Motor Setpoint, Air Distribution Front Control Motor Control Value On Off, Air Distribution Front Control Motor Setpoint, Air Filter Flap Bank 2 VW Common Control State, Air Filter Flap VW Common Control State, Air Filter Flap, Air Flap Actuator, Air Flap Range/Tolerance Limits, Air Flow Flap Control Motor, Air Flow Flap Positioning Motor Control Value On Off, Air Flow Flap, Air Recirculation Flap Control Motor, Air Recirculation Flap Positioning Mot VW Com Ctrl St, Air Recirculation Flap Positioning Motor Control Value On Off, Air Recirculation Flap Positioning Motor Setpoint, Air Spr Additional Vol Vlv 1 Actuation Tst Ctrl Val Onoff, Air Spr Additional Vol Vlv 2 Actuation Tst Ctrl Val Onoff, Air Spr Additional Vol Vlv 3 Actuation Tst Ctrl Val Onoff, Air Spr Additional Vol Vlv 4 Actuation Tst Ctrl Val Onoff, Air Supplementary Heating, Air Suspension Compressor Relay, Air Suspension Valve Front Left, Air Suspension Valve Front Right, Air Suspension Valve Rear Left, Air Suspension Valve Rear Right, Air Valve Secondary, Airbag Crash Signal Rest Of World, Airbag Indicator Light Off, Airflow Vlv Ctrl Hyb Batterie Airflow Vlv Tar Pos, Alarm Horn Test Control Value, Alarm Horn, All Lights Rear Left Control Value, All Lights Rear Middle Control Value, All Lights Rear Right Control Value, All Radiator Cooling Fans VW Common Control State, All Radiator Cooling Fans, All Wheel Check Control Value Open Close, Alternator Shut Off VW Common Control State, Alternator Test 15.0 V, Alternator: Functional Test, Ambient Illumination Test Control Value Channel 1, Ambient Illumination Test Control Value Channel 2, Ambient Illumination Test Control Value Channel 3, Ambient Illumination Test Control Value Channel 4, Ambient Illumination Test Control Value Channel 5, Ambient Illumination Test Control Value Start Parameter, Ambient Illumination Test Control Value, Ambient Light Door Driver Side Front: Contour Lighting, Ambient Light Door Driver Side Rear: Contour Lighting, Ambient Light Door Passenger Side Front: Contour Lighting, Ambient Light Door Passenger Side Rear: Contour Lighting, Ambient Lighting Channel 1 Test Control Value, Ambient Lighting Of Center Console Test Control Value, Ambient Lighting Of Cup Holder Test Control Value, Ambient Lighting Power Supply Test Control Value, Ambient Lighting Rear Channel 1 Test Control Value, Ambient Lighting Roof Channel 1 Test Control Value, Ambient Lighting: Channel 1, Analog Clock Test, Analog Clock, Analog display for fuel supply, Analog Display For Rotational Speed, Analog Display For Speed, Analog Indicators, Analog Instruments, Analog Signal Muting, Analogue display for coolant temperature VW Com Ctrl St, Analogue display For speed, Ancillary Coolant Pump, Antenna Pow Adjustment Loop Test VW Common Ctrl State Sig Path, Antenna Power Adjustment Loop Test VW Common Control State 1, Antenna Power Adjustment Loop Test VW Common Control State 2, Anti Dazzle Interior Mirror Indicator Lamp Control Value On Off, Anti-Theft Alarm Siren/horn, Anti-Theft Device, Antn Pow Adjustment Loop Test VW Common Ctrl State Trans Power, Anzeigetest Sitzheizungsstufe Hinten LED-Anzeige Sitzheizung Hi, Apply Brake Pads Control State, Apply Brake Pads Control Value On Off, Apply Brakes Control State, Apply Brakes Control Value On Off, Approach Brake Pads Control State, Approach Brake Pads Control Value On Off, Area Center Console Rear Left Control Value, Area Center Console Rear Right Control Value, arial at bumper for access and start authority-activate, arial at luggage space for access and start authority-activate, arial driver side for access and start authority-activate, arial passenger side for access and start authority-activate, ariel 1 in cabin room for access and state authority-activate, ariel 2 in cabin room for access and state authority-activate, Arrange Seat Control Value Backrest Inclination Adjustment, Arrange Seat Control Value Belt Height Adjustment, Arrange Seat Control Value Headrest Height Adjustment, Arrange Seat Control Value Headrest Longitudinal Adjustment, Arrange Seat Control Value Lumbar Support Height Adjustment, Arrange Seat Control Value Seat Depth Adjustment, Arrange Seat Control Value Seat Height Adjustment, Arrange Seat Control Value Seat Inclination Adjustment, Arrange

Seat Control Value Seat Longitudinal Adjustment, Arrange Seat Control Value Upper Backrest Adjustment, Arrange Seat Control Value, Arrange St Ctrl Val Lumbar Support Lngitdnl Adj, ASR/ESP Control Lamp, Assembly Mountings Actuators, ASTA Sensor Function Test Control Value, Audio Channel Test Left, Audio Channel Test Right, Audio Loop Back, Audio Mute By CAN, Audio Mute By Wire, Audio Source Test, Auto-Hold Function Lamp (Activation), Auto-Hold Indicator Lamp, Auto-Lock/Unlock for Rear Lid, Automatic Activation Of All Control Motors Control Value On Off, Automatic Calibration Headlamp Test Mode Control Value, Automatic Day Night Exterior Mirror Test Control Value, Aux Pump, Aux.coolant Pump High-Temp. Circ., Aux.coolant Pump Low-Temp.circuit, Auxiliary Air Heating Controlled Test Control Value On Off, Auxiliary Air Heating Test Control Value, Auxiliary Coolant Pump For Turbocharger VW Common Control State, Auxiliary Coolant Pump Relay, Auxiliary Fuel Pump Relay, Auxiliary Heater Fuel Supply, Auxiliary Heater Heater Element, Axle Differential Lock Check Control Value Open Close, Backlash Cmpstn Reversal Actuation Act Tst Ctrl Val, Backlight 1 Control Value, Backlight 2 Control Value, Backlight Control Value Backlightonoff, Backlight Control Value, Backrest Adjustment Left Locking Pawl Motor Test Control Value, Backrest Adjustment Right Locking Pawl Motor Test Control Value, Backrest Adjustment, Backrest Heating Fond Left Control Value On Off, Backrest Heating Fond Right Control Value On Off, Backrest Inclination Adjustment Test Control Value, Backrest Inclination Adjustment Test Direction Of Movement, Backrest Left Inclination Adjustment Test Control Value, Backrest Right Inclination Adjustment Test Control Value, Back-Up Lights Left, Back-Up Lights Right, Back-Up Lights, Balacing Mode Cell 1 Balancing, Balacing Mode Cell 2 Balancing, Balacing Mode Cell 3 Balancing, Balacing Mode Cell 4 Balancing, Bank 1 Camshaft A (Intake) Position Actuator, Bass Speaker Front Left Control Value, Bass Speaker Front Left, Bass Speaker Front Right Control Value, Bass Speaker Front Right, Bass Speaker Front, Bass Speaker Rear Left Control Value, Bass Speaker Rear Right Control Value, Battery Capacity Display Test, Battery Charging Button Indicator Light Control Value, Battery Charging Button Indicator Light, Battery Disconnecting Relay Test Control Value, Belt Comfort Fit Actuator, Belt Feeding Device Test Control Value, Belt Height Adjustment Test Control Value, Belt Indicator Lamp, Bkrst Adj 2 Lt Lck Pawl Mot Tst Ctrl Val, Bkrst Adj 2 Rt Lck Pawl Mot Tst Ctrl Val, Blinker Rear Left, Blinker Rear Right, Blinkers Bulb Front Left, Blinkers Bulb Front Right, Blinkers, Blower Activation Control Value On Off, Blower Activation Input Output Control Parameter, Blower Activation Setpoint, Blower Activation tension, Blower Front Intervallbetrieb, Blower Front Setpoint, Blower Rear Intervallbetrieb, Blower Rear Setpoint, Bluetooth Connection Last Device, Bluetooth Paging, Bluetooth, Boost Pressure Actuator 1, Boost Pressure Actuator 2, Boost Pressure Actuator, Boost Pressure Control Solenoid Valve, Boost Pressure, Brake Activation Test Control Value Control Input Rod Distance, Brake Activation Test Control Value Input Rod Speed, Brake Activation Test Control Value Speed ??Input Rod, Brake Activation Test Control Value, Brake Booster Relay Vacuum Pump VW Common Control State, Brake Booster Relay Vacuum Pump, Brake Booster Vacuum Pump, Brake Indicator Lamp, Brake Light By ECD Brake Light By ECD, Brake Light By Ecd Control State, Brake Light By ECD Control Value On OFF, Brake Light By ECD IO Control Option Brake Light By ECD, Brake Light By ECD VW Local Control State, Brake Light By ECD, Brake Light Left Test Control Value, Brake Light Left, Brake Light Right Test Control Value, Brake Light Right, Brake Light Test Control Value, Brake Light, Brake Lights, Brake Pedal Appliance Control Value BLS-Control, Brake Pedal Appliance Control Value Brake Light Activation, Brake Pedal Appliance Control Value PAR Control, Brake Pedal Appliance Control Value PAR-Control, Brake System Warning Lamp Brake System Warning Lamp, Brake System Warning Lamp, Brake Wear Indicator Lamp, Break Recommendation Indication Test Control Value, Break Recommendation Indication Test, Brighness Display Test Control Value, Bumper Light Rear Left, Bumper Light Rear Right, Button Automated Driving Lighting Test Control Value, Button Indicator Light Test Control Value Indicator Lights, Button Indicator Light Test Control Value Kontrollleuchten, Button Indicator Light Test Control Value Start Parameter, Button Indicator Light Test Control Value,

Button Indicator Light Test Indicator Lights, Button Lighting, Buzz Test Control Value, Buzz Test, Bypass Valve Electric Machine VW Common Control State, Bypass Valve For Electric Supercharger VW Common Control State, cabin room scan keyminder, cabin room scan transponder id request, Cabin Room Scan Keyminder Control Cyclic On Off Time, Cabin Room Scan Keyminder Timeparameter, Cabin Room Scan Transponder Id Request Timeparameter, Cabn Room Scan Trans ID Req Ctrl Cyclic On Off Time, Cabriolet Windbreak Motor Test Control Value On Off, Camera Heating Control Value, Camera Shutter, Camshaft Adjustment, Camshaft Pos Actuator Exhaust 1, Camshaft Pos Actuator Exhaust 2, Camshaft Pos Actuator Intake 2, Camshaft Position Actuator Exhaust 1 VW Common Control State, Camshaft Position Actuator Exhaust 1, Camshaft Position Actuator Exhaust 2 VW Common Control State, Camshaft Position Actuator Exhaust 2, Camshaft Position Actuator Intake 1 VW Common Control State, Camshaft Position Actuator Intake 1, Camshaft Position Actuator Intake 2 VW Common Control State, Camshaft Position Actuator Intake 2, Can Signal Muting, CAN-Powertrain: Sleep Acknowledge Bit (Terminal 15 OFF), CD ROM Drive Quick Test Control Value, CD/DVD Ejection, Ceiling Light Mod Int And Read Lights Tst Ctrl Val, Ceiling Light Module Int And Reading Lights Test Ctrl Value, Cell Balacing Control Cell 1 Balancing, Cell Balacing Control Cell 2 Balancing, Cell Balacing Control Cell 3 Balancing, Cell Balacing Control Cell 4 Balancing, Cen Lck Rr Ctrl Tst Ctrl Val Cen Lck Rr Lt, Cen Lck Rr Ctrl Tst Ctrl Val Cen Lck Rr Rt, Cen Lck Rr Ctrl Tst Ctrl Val Rr Lck Ctrl, Center Console Area Front Left Control Value, Center Midrange/Treble Speaker, Center Speaker Control Value, Center Speaker, Central Flap Control Motor, Central Flap Positioning Motor, Central Locking Aerial Diagnosis Control Value, Central Locking Front Control Actuation Time, Central Locking Front Control Start Parameter, Central Locking Indicator Lamp, Central Locking Indicator Light Test Control Value, Central Locking Motors, Central Locking Rear Control Actuation Time, Central Locking Rear Control Start Parameter, Central Locking Rear Control Test Control Value Front Left, Central Locking Rear Control Test Control Value Front Right, Central Locking Rear Control Test Control Value Side Selection, Central Locking Rear Control Test Control Value Start Parameter, Central Locking Rear Control Test Sliding Door Driver Side, Central Locking Rear Control Test Sliding Door Passenger Side, Central Locking Rear Lid Lock Unit Test Sequence Control Value, Central Locking Sliding Door Test Control Value Start Parameter, Central Locking Sliding Door Test Sliding Door Driver Side, Central Locking Sliding Door Test Sliding Door Passenger Side, Central Locking System Locking Unit, Rear Lid, Central Locking System: Close, Central Locking System: Open, Central Locking Test Control Value, Central Locking Unlock Doors Control Value, Central Locking, Central Locking: Lock, Central Locking: Remote Control, Central Locking: Unlock, Central Vents Control Motor, Centre Left Vent Positioning Motor Control Value On Off, Centre Right Vent Positioning Motor Control Value On Off, Centre Vent Positioning Motor Control Value On Off, Charge Air Cooler Coolant Pump, Charge Air Cooler Flap VW Common Control State, Charge Flap Lock A Control Value Connector Locking, Charge Flap Lock A Control Value Flap Locking, Charge Flap Lock B Control Value Connector Locking, Charge Indicator Lamp 1, Charge Indicator Lamp 2, Charge Motion Valve 1 VW Common Control State, Charge Motion Valve 1, Charge Motion Valve 2 VW Common Control State, Charge Motion Valve 2, Charge Motion Valve VW Common Control State, Charge Motion Valve, Charge-Air Cooler Clnt. Mix.valve, Charging Coil Overvoltage Protection Control Value, Charging Con A Ind Lights Tst Ctrl Val Con Lck, Charging Con A Ind Lights Tst VW Com Ctrl St, Charging Con A Lck Tst Ctrl Val Con Lck, Charging Con B Ind Lights Tst Ctrl Val Con Lck, Charging Con B Ind Lights Tst VW Com Ctrl St, Charging Con B Lck Tst Ctrl Val Con Lck, Charging Connector A Ind Lights Test Ctrl Val Connector Locking, Charging Connector A Indicator Lights Test Control Value LED, Charging Connector A Locking Test Ctrl Value Connector Locking, Charging Connector A Locking Test, Charging Connector B Ind Lights Test Ctrl Val Connector Locking, Charging Connector B Indicator Lights Test Control Value LED, Charging Connector B Locking Test Ctrl Value Connector Locking, Charging Connector B Locking Test, Charging Cur DC DC Converter Ctrl Val Set Charging Cur DCDC, Check DPF Ash Load, Check

Link With Server, Child Lock Indicator Light Left, Child Lock Indicator Light Right, Child Safety Lock, Child Safety, Childproof Lock Test Control Value, Childproof Lock, Circulation Pump, Clearance For External Update Process Test Control Value, Close Luggage Compartment Cover Control Value, Close Rear Lid Control Value, Close Sliding Roof Signal, Close Sun Blind, Close Sunroof, Close The Rear Lid, Close Windows and Roof Signal, Closed Circuit Relay, Clutch 2 For All Wheel Drive, Clutch Actuator Value, Clutch Valve 2 For Four-Wheel Drive, Clutch Valve For Four-Wheel Drive, CNG Tank Shutoff Valve 1 VW Common Control State, CNG Tank Shutoff Valve 1, CNG Tank Shutoff Valve 2 VW Common Control State, CNG Tank Shutoff Valve 2, CNG Tank Shutoff Valve 3 VW Common Control State, CNG Tank Shutoff Valve 3, CNG Tank Shutoff Valve 4 VW Common Control State, CNG Tank Shutoff Valve 4, CNG Tank Shutoff Valve VW Common Control State 3, Cold Air Flap Control Motor Front, Cold Start Injector VW Common Control State, Combustion Air Blower, Combustion Blower Test Control Value On Off, Combustion-Air Blower, Comfort Closing, Comfort Opening, Comp For Multi Contour St Psgr Sd Actuation Tst Ctrl Value, Comp Multi Contour St Dr Sd Actuation Tst Ctrl Val, Comp Multi Contour St Pass Sd Actuation Tst Ctrl Val, Compass Control Value On Off, Compass Control Value, Compass Display, Complete Test Of ECU Valves And Pump Motor Control Value On OFF, Compression Test, Compressor (driver Side Multi-Contour Seat), Compressor (passenger Side Multi-Contour Seat), Compressor Air Recirculation Valve VW Common Control State, Compressor Circulation Bypass Valve VW Common Control State, Compressor Control Flap, Compressor For Multi Contour St Dr Sd Actuation Test Ctrl Value, Compressor Level Control Relay, Compressor Run-In/Cooling Check, Cont Sensrs Extrior Dor Handl Diag Ctrl Val, Contact Sensors For Exterior Door Handle Diagnosis Ctrl Value, Contour Lighting Of Dashboard Test Control Value, Contour Lighting Of Multimedia System Op Unit Test Ctrl Value, Contour Lightng Multimedia Sys Op Tst Ctrl Val, Control for two-wheel and handbrake VW Com Ctrl St, Control Head Function Lamp (Activation), Control KL 30G Control Value, Control Lamp Button Load Profile, Control lamp For belt warning, Control lamp for brake pad, Control lamp For dual-circuit and handbrake system, Control lamp for fuel reserve, Control lamp for oil level, Control lamp for oil pressure, Control lamp for overheating, Control lamp For parking brake, Control lamp for pre-glow time, Control lamp for wash water shortage, Control Line For Dynamic Flashing Light Test Control Value, Control Module Cooling Fan, Control Motor For Air Dist Rear Left Test Ctrl Value On Off, Control Motor For Air Dist Rear Right Test Ctrl Value On Off, Control Motors For Design Covers Test Control Value, Control Position Confirmation, Control Position Front Left, Control Position Front Right, Control Position Rear Left, Control Position Rear Right, Control Supply Voltage Vip, Control Unit Cooling Fan Control Value On Off, Control Unit For Fragrancing System Test Control Value, Control Valve Coolant Pump VW Common Control State, Control Valve Rear Axle Control Value On OFF, Control Wheel Pressure Wheel Pressure, Control Wheel Pressure Wheel, Convenience And Dr Assist Op Unit 2 Lvl Ind Lmp Test Ctrl Value, Convenience And Dr Asst Op 2 Lvl Ind Lmp Tst Ctrl Val, Convertible Roof Actuation Motor 2 Test Control Value On Off, Convertible Roof Box Lid Lock Motor Control Value On Off, Convertible Roof Box Lid Lock Motor, Convertible Roof Close Control Value On Off, Convertible Roof Flap Motor Control Value On Off, Convertible Roof Lock Motor Control Value On Off, Convertible Roof Lock Motor, Convertible Roof Motor Test Control Value On Off, Convertible Roof Open Control Value On Off, Convertible Roof Operation Warning Lamp, Convertible Top Compartment Tray Motor Control Value On Off, Convertible Top Compartment Tray Motor, Convr Roof Actuation Hydra Pmp Rel 2 Ctrl Val On Off, Convr Roof Actuation Hydra Pmp Rel 2 VW Com Ctrl St, Convr Roof Actuation Hydra Pmp Rel Ctrl Val On Off, Convr Roof Actuation Hydra Pmp Rel VW Com Ctrl St, Cool Pmp For Lo Temp Circuit Act Tst Inp O-P Ctrl Parameter, Cool Pmp Lo Temp Cir Act Tst Ctrl Val On Off, Cool Pmp Lo Temp Cir Act Tst VW Com Ctrl St, Cool Pump For Lo Temp Circuit Actuator Test Ctrl Value On Off, Cool Pump For Lo Temp Circuit Actuator Test VW Com Ctrl State, Coolant Change Over Valve 3 Test Control Value On Off, Coolant Change Over Valve 5 Test Control Value On Off, Coolant Circuit Switching Valve, Coolant Circulation Pump 2 Test Control

Value On Off, Coolant Circulation Pump 2 Test Input Output Control Parameter, Coolant Circulation Pump 2, Coolant Circulation Pump 3 Control Value On Off, Coolant Circulation Pump 3 Input Output Control Parameter, Coolant Circulation Pump 3 VW Common Control State, Coolant Circulation Pump 3, Coolant Circulation Pump 4 Actuator, Coolant Circulation Pump 4 Position, Coolant Circulation Pump Control Value 1, Coolant Circulation Pump Control Value On Off, Coolant Circulation Pump Control Value, Coolant Circulation Pump Input Output Control Parameter, Coolant Circulation Pump, Coolant Fan Control Circuit 1, Coolant Fan Control Module, Coolant Fan, Coolant Pump Control Circuit, Coolant Pump Control HV Batterie Pump Duty, Coolant Pump Switching Valve, Coolant Pump, Coolant Pump, Charge Air Cooler, Coolant Relay High-Output Preheating, Coolant Relay Low-Output Preheating, Coolant Rotary Valve VW Common Control State, Coolant Shut-Off Valve Control Value On Off, Coolant Shut-Off Valve Control Value, Coolant Shut-Off Valve VW Common Control State, Coolant Shut-Off Valve, Coolant Temperature Gauge, Coolant Valve 1 Test Control Value On Off, Coolant Valve 2 Test Control Value On Off, Coolant Valve 3 Test Control Value On Off, Coolant Valve 4 Test Control Value On Off, Coolant Valve 5 Test Control Value On Off, Coolant Valve 6 Test Control Value On Off, Coolant Valve 7 Test Control Value On Off, Coolant Valve Battery VW Common Control State, Coolant Valve For Cylinder Head VW Common Control State, Coolant Valve For Cylinder Head, Coolant Valve For Gearbox VW Common Control State, Coolant Valve For Gearbox, Coolant Valve Radiator VW Common Control State, Coolant Valve Radiator, Coolant Valve Test Control Value On Off, Cooler Fan Control, Cooling Circuit Control Valve, Cooling Fan 1 Control Circuit, Cooling Fan Control Circuit, Cooling Valve 1 Hi Voltage Battery Cooling Valve1 Tar Position, Cooling Valve 1 Hybrid Batterie Cooling Valve1 Target Position, Cooling Valve 2 Hybrid Batterie Cooling Valve2 Target Position, Cooling Valve1 Hybrid Batterie Cooling Valve1 Target Position, Cooling Valve2 Hybrid Batterie Cooling Valve2 Target Position, Cooling Vlv 1 Hi V Bat Cooling Valve1 Tar Pos, Cornering Light: Dimming Duration (Activation), Cornering Light: Dimming Duration (Deactivation), Cornering Light: Maximum Activation, Countersteering Check Control Value Torque Control, Countersteering Check Control Value Torque Control, Crankcase Breather Control Valve, Crankcase Breather Heater 1, Crankcase Ventilation Heater 1 VW Common Control State, Crankcase Ventilation Heater 1, Crankcase Ventilation Heater 2 VW Common Control State, Crankcase Ventilation Heater 3 VW Common Control State, Crankcase Ventilation Valve VW Common Control State, Crankcase Ventilation Valve, Crash Signal, Cruise Control Indicator Lamp Control Value, Cruise Control Indicator Lamp, Cruise Control Switch Illumination Bulb Control Value, Ctrl Mot Air Dist Rr Lt Tst Ctrl Val On Off, Ctrl Mot Air Dist Rr Rt Tst Ctrl Val On Off, Cup Holder Ambient Light, Cup Holder With Heater And Cooling Element Test Control Value, Current Reduced Laser Light Control Control Value, Curve Lighting Warning Light, Cutoff Valve 1 Refrigerant Test Input Output Control Parameter, Cutoff Valve 1 Refrigerant Test VW Common Control State, Cutoff Valve 1 Refrigerant Test, Cutoff Valve 2 Refrigerant Test Input Output Control Parameter, Cutoff Valve 2 Refrigerant Test VW Common Control State, Cutoff Valve 2 Refrigerant Test, Cutoff Warning Control Value Warning Level, Cutoff Warning Cutoff Level, Cylinder Deactivation Actuator 1 VW Common Control State, Cylinder Deactivation Actuator 2 VW Common Control State, Cylinder Deactivation Actuator 3 VW Common Control State, Cylinder Deactivation Actuator 4 VW Common Control State, Cylinder Head Coolant Valve, Damper Front Left (Hard), Damper Front Left (Soft), Damper Front Left Hard Control State, Damper Front Left Hard Control Value Weak Hard, Damper Front Left Weak Control Value Weak Hard, Damper Front Right (Hard), Damper Front Right (Soft), Damper Front Right Hard Control State, Damper Front Right Hard Control Value Weak Hard, Damper Front Right Weak Control Value Weak Hard, Damper Rear Left (Hard), Damper Rear Left (Soft), Damper Rear Left Hard Control State, Damper Rear Left Hard Control Value Weak Hard, Damper Rear Left Weak Control Value Weak Hard, Damper Rear Right (Hard), Damper Rear Right (Soft), Damper Rear Right Hard Control State, Damper Rear Right Hard Control Value Weak Hard, Damper Rear Right Weak Control Value Weak Hard, Damper

Valve Current Front Left Control Value Current, Damper Valve Current Front Right Control Value Current, Damper Valve Current Rear Left Control Value Current, Damper Valve Current Rear Right Control Value Current, Dash Panel Vent Indicator Lamp Test Control Value, Dash Panel Vent Positioning Motor Test Control Value On Off, Daytime Run Light Deactive Tst Ctrl Val Can Sig, Daytime Run Light Deactive Tst Ctrl Val Ind Light, Daytime Running And Side Light Left 2 Test Control Value, Daytime Running And Side Light Left Led Test Control Value, Daytime Running And Side Light Left Test Control Value, Daytime Running And Side Light Right 2 Test Control Value, Daytime Running And Side Light Right Led Test Control Value, Daytime Running And Side Light Right Test Control Value, Daytime Running Light Left 2 Test Control Value, Daytime Running Light Left Test Control Value, Daytime Running Light Right 2 Test Control Value, Daytime Running Light Right Test Control Value, Daytime Running Light Test 2 Control Value, Daytime Running Lights Bulb 2 Left, Daytime Running Lights Bulb 2 Right, Daytime Running Lights Bulb Left, Daytime Running Lights Bulb Right, Daytime Running Lights LED Module Control Circuit Left, Daytime Running Lights LED Module Control Circuit Right, Daytime Running Lights Test Control Value, Daytimerunninglight Test Controlstate Data 2, Default Mode Control Value, Defined Segment Control Matrix Headlamp Left Control Value, Defined Segment Control Matrix Headlamp Left, Defined Segment Control Matrix Headlamp Right Control Value, Defined Segment Control Matrix Headlamp Right, Defrost Flap Control Motor, Defroster Button Indicator Light Test Control Value, Defroster Flap Control Motor Control Value On Off, Defroster Flap Control Motor Input Output Control Parameter, Defroster Flap Control Motor Setpoint, Defroster Flap Control Motor, Delayed Closing Indicator Light Test Control Value, Deploy Function Light Operating Button, Designlight Test Controlstate Data 2, Diesel Particle Filter Indicator Lamp, Diesel Particulate Filter Indicator Lamp VW Common Ctrl State, Diesel Particulate Filter Indicator Lamp, Digital Mirror Device Left Supply Test Control Value, Digital Mirror Device Right Supply Test Control Value, Dimming Display Test Control Value, Dimming Interior Light Test Control Value, Dimming Left Static Cornering Lighting Control Value, Dimming Left Static Cornering Lighting Dimming Target Value, Dimming Lt Static Cornering Lighting Ctrl Value Dimming Target, Dimming Lt Static Corng Lightng Ctrl Val Dimming Tar, Dimming Right Static Cornering Lighting Control Value, Dimming Right Static Cornering Lighting Dimming Target Value, Dimming Rt Static Cornering Lighting Ctrl Value Dimming Target, Dimming Rt Static Corng Lightng Ctrl Val Dimming Tar, Dimming Terminal 58T Control Value On Off, Dimming Terminal 58T, Dipped Beam, Direction Indicator Left, Direction Indicator Right, Disengagement Clutch Actuator Test VW Common Control State, Disengagement Clutch Actuator Test, Display 1, Display and Operating Unit Front, Display For Lane Departure Warning Control Value, Display Road Sign In Dash Panel Insert Control Value, Display Road Sign In Dash Panel Insert, Display Test 1 Control Value Display, Display Test 1 Display, Display Test 1, Display Test 2 Control Value Display, Display Test 2 Display, Display Test 2, Display Test 3 Control Value Display, Display Test 5 Display, Display Test Ctrl Unit Dash Panel Insert Control Value Display, Display Test Retractable 1 Display State, Display Test Retractable 1 Retractable Display, Display Test Retractable 1, Display Test Retractable 2 Display State, Display Test Retractable 2 Retractable Display, Display Test Selective Control Value, Display Test, Display Test, Text, Display Unit Adjustment 2 Test Control Value, Display Unit Adjustment Test Control Value, Display: Black Segments, Display: Red Segments, Door Ambient Lighting Front Left Test Control Value, Door Ambient Lighting Front Right Test Control Value, Door Ambient Lighting Rear Left Test Control Value, Door Ambient Lighting Rear Right Test Control Value, Door Condition Signal Test Control Value, Door Contour Lighting Front Left Test Control Value, Door Contour Lighting Front Right Test Control Value, Door Contour Lighting Rear Left Test Control Value, Door Contour Lighting Rear Right Test Control Value, Door Exterior Handle Switch Control Motor Test Control Value, Door Handle Control On, Door Illumination Front Actuation Time, Door Illumination Front Start Parameter, Door Illumination Rear Actuation Time, Door Illumination Rear Start Parameter, door knob electronics door behind right check, door knob electronics driver side check, door knob

electronics passenger side check, Door Knob Electronics: Door Behind Left Check, Door Warning Light, Doors Not Closed Signal, Dosing Pump Test Control Value On Off, Dosing/Metering Pump, Double Bass Speaker 1 Front Left Control Value, Double Bass Speaker 1 Front Right Control Value, Double Bass Speaker 2 Front Right Control Value, Double Subwoofer Speaker 1 Control Value, Double Subwoofer Speaker 2 Control Value, Doubler Bass Speaker 2 Front Left Control Value, Dr Hazard Warn At Danger Coli Wt A Person Tst Ctrl Val, Dr Warn Disp Brk Booster Ctrl Val Advice Text Msg, Dr Warn Disp Brk Booster Ctrl Val Brk Sys Warn Lmp, Dr Warn Disp Brk Booster Ctrl Val OBD Stat Lmp, Dr Warn Disp Brk Booster Ctrl Val Warn Ind Lmp, Dr Warn Disp Brk Booster Ctrl Val Warn Text Msg, Dr Warning Disp Brake Booster Ctrl Value Advice Text Message, Dr Warning Disp Brake Booster Ctrl Value Brake Sys Warning Lamp, Dr Warning Disp Brake Booster Ctrl Value Warning Text Message, Driv.side Window Lifter, Closing, Driv.side Window Lifter, Opening, Drive Programm Indicator Light VW Common Control State, Driver Assistance Systems CAN-Extended Separator, Driver Hazard Warning At Danger Of Collision With A Person Test, Driver Side Multi-Contour Seat: Functional Test, Driver Warning Display Brake Booster Ctrl Value OBD Status Lamp, Driving Mode Switch, Driving School Acoustic Warning Test Control Value Can Signal, Drv Dynamics Reg Hi Pres Switch Valve 1 Ctrl Value On OFF, Drv Dynamics Reg Hi Pres Switch Valve 2 Ctrl Value On OFF, Drv Dynmcs Reg Hi Pres SW Vlv 1 Ctrl Val On Off, Drv Dynmcs Reg Hi Pres SW Vlv 1 VW Local Ctrl St, Drv Dynmcs Reg Hi Pres SW Vlv 2 Ctrl Val On Off, Drv Dynmcs Reg Hi Pres SW Vlv 2 VW Local Ctrl St, Drv School Acs Warn Tst Ctrl Val Ind Light, Drv School Acs Warn Tst Ctrl Val Sup V, Drv School FW Illum Tst Ctrl Val Can Sig, Drv School FW Illum Tst Ctrl Val FW Illum, Drv School FW Illum Tst Ctrl Val Ind Light, Drv School Rem Ctrl Ind Light Tst Ctrl Val Lo Beam Tst, Drv School Rem Ctrl Ind Light Tst Ctrl Val Main Beam Tst, Drv School Rem Ctrl Ind Light Tst Ctrl Val Turn Signals Lt Tst, Ds Belt Buckle Illumination, DTC 01486 ESP Function Test, Dynamic Cornering Light: Adjust to Steering Angle Dependent Pos, Dynamic Cornering Light: Adjusting to Center Position, Dynamic Cornering Light: Adjusting to Inner Position, Dynamic Cornering Light: Adjusting to Outer Position, Dynamic Cornering Light: Position Left, Dynamic Cornering Light: Position Right, Dynamic Headlight Range Control Test Control Value, Dynamic Light Function Test Control Value, Dynamic Test Actuationtime, Dynamic Test Control Value 1actuatorvalue, Dynamic Test Control Value 1ID Actuator, Dynamic Test Control Value 2actuatorvalue, Dynamic Test Control Value 2ID Actuator, Dynamic Test Control Value 2idactuator, Dynamic Test Control Value 3actuatorvalue, Dynamic Test Control Value 3ID Actuator, Dynamic Test Control Value 3idactuator, Dynamic Test Control Value 4actuatorvalue, Dynamic Test Control Value 4ID Actuator, Dynamic Test Control Value 4idactuator, Dynamic Test Control Value Actuationtime, Dynamic Test Control Value Waitingtime, Dynamic Test Watingtime, ECM/PCM Power Relay, ECM-PCM Power Relay VW Common Control State, ECM-PCM Power Relay, Egr Bypass Solenoid Valve, EGR Cooler Bypass Valve 2, EGR Cooler Bypass Valve, Egr Cooler Coolant Pump, EGR Cooler Pump, Egr Cooling Coolant Pump, Egr Cooling Switching Valve 2, Egr Cooling Switching Valve, EGR Low Temperature Cooling Water Pump, EGR Valve 1, EGR Valve Cooler Bypass Valve VW Common Control State, EGR Valve Cooler Bypass Valve, Elec Air Cond Comp Tst VW Com Ctrl St, Elec Air Conditioner Compressor Test Inp Output Ctrl Parameter, Elec Hi Temp Cool Pmp VW Com Ctrl St, Elec Water Pmp EGR Lo Temp Cooling VW Com Ctrl St, Elec Water Pump For EGR Lo Temp Cooling VW Common Ctrl State, Electr. Vacuum Pump (brake), Electric Aux. Fuel Pump Relay, Electric Coolant Pump 2 VW Common Control State, Electric Coolant Pump 2, Electric Coolant Pump VW Common Control State, Electric Coolant Pump, Electric Fuel Pump Control Unit, Electric Fuel Pump Relay, Electric Fuel Pump, Electric Machine Bypass Valve, Electrical Air Conditioner Compressor Test Control Value On Off, Electrical Catalyst Heater Actuator Test VW Common Ctrl State, Electrical Fuel Pump 2 VW Common Control State, Electrical Fuel Pump VW Common Control State, Electrical Fuel Pump, Electrical High Temperature Coolant Pump VW Common Ctrl State, Electrical High Temperature Coolant Pump, Electrical Low Temperature Coolant Pump VW Common Control State, Electrical Thermostat,

Electrically Adjustable Steering Column Test Control Value, Electronic Roof Control Without Conditions Position, Electronic Roof Position Control Position, Electronic Stability Program (ESP), EMC Mode Flap Control Motors Test Control Value On Off, EMC Mode Flap Control Motors Test VW Common Control State, EMC Mode Flap Control Motors Test, EMC Mode Flap Ctrl Motors Test Input Output Control Parameter, Emc Test Mode, Emergency Brake Signal Control State, Emergency Brake Signal Control Value On OFF, Emergency Brake Signal VW Local Control State, Emergency Call Establishment Test Control Value, Emergency Call System: Functional Test, Emergency Call System: Loudspeaker, Emergency Call System: Manual Emergency Call, Emergency Flashers Control Lamp, Emergency Flashers Indicator Lamp, Emission Warning Lamp (MIL), Enabling For External Systems Test Control Value, Energize Power-Latch Control Value Direction Of Movement, Energize Power-Latch Direction, Eng Cool Pmp Charged Air Cooling VW Com Ctrl St, Eng Sound Generation Tst Tone Ctrl Val Chn Selcn, Eng Sound Generation Tst Tone Ctrl Val Frequence Tone Selcn, Eng Sound Generation Tst Tone Ctrl Val Frequence Tone Selection, Eng Sound Generation Tst Tone Ctrl Val Vol Selcn, Engine Compartment Fan 2 Control VW Common Control State, Engine Compartment Fan Control VW Common Control State, Engine Compartment Light, Engine Component Current Supply Relay 2 VW Common Control State, Engine Component Relay, Engine Components Voltage Supply Relay, Engine Cool Pump 2 For Charged Air Cooling VW Common Ctrl State, Engine Cool Pump For Charged Air Cooling VW Common Ctrl State, Engine Coolant Pump For Charged Air Cooling, Engine Coolant Pump Relay, Engine Cutoff Speed VW Common Control State, Engine Mount 1 Control Value, Engine Mount 1 VW Common Control State, Engine Mount 1, Engine Mount 2 Control Value, Engine Mount 2 VW Common Control State, Engine Mount 2, Engine Mount VW Common Control State, Engine Mount. Sol. Valve, Left, Engine Mount. Sol. Valve, Right, Engine Mounting Control 1, Engine Mounting Control 2, Engine Mounting Control, Engine Mounting, Engine Oil Cooler Valve VW Common Control State, Engine Oil Pump, Bypass Sol.Valve, Engine Overheating Warning Lamp, Engine Sound Generation Test Tone Ctrl Value Channel Selection, Engine Sound Generation Test Tone Ctrl Value Volume Selection, Engine Temp. Regulation Actuator, Engine Temperature Regulation Actuator VW Common Control State, Engine Temperature Regulation Actuator, Enrgy Consumer Switchoff Ctrl Val Cen Lck Rr Rt, Entry And Start Authorisation Aerials Diagnosis Control Value, Entry Exit Scan At Back Control Cyclic On Off Time, Entry Exit Scan At Back Timeparameter, Entry Exit Scan At Back, Entry Exit Scan At Driver Door Control Cyclic On Off Time, Entry Exit Scan At Driver Door Timeparameter, Entry Exit Scan At Driver Door, Entry Exit Scan At Passenger Door Control Cyclic On Off Time, Entry Exit Scan At Passenger Door Timeparameter, Entry Exit Scan At Passenger Door, Entry Light Rear Test Control Value Side Selection, Entry Light Rear Test Control Value Start Parameter, Entwicklerstellglied 01 IO Control Option OBD Status Lamp, Environment Illumination Test Control Value, EOL Charge Motion Valves VW Common Control State, EOL Exhaust Gas Turbochargers VW Common Control State, EOL Throttle Valves VW Common Control State, Error Check Control Value On Off, Error Lamp, Error Text Output, Erweiterte Stellglieddiagnose ABS Pump Motor (2), Erweiterte Stellglieddiagnose ABS Pump Motor, Erweiterte Stellglieddiagnose Front Left ABS Inlet Valve (2), Erweiterte Stellglieddiagnose Front Left ABS Inlet Valve, Erweiterte Stellglieddiagnose Front Left ABS Outlet Valve (2), Erweiterte Stellglieddiagnose Front Left ABS Outlet Valve, Erweiterte Stellglieddiagnose Front Right ABS Inlet Valve (2), Erweiterte Stellglieddiagnose Front Right ABS Inlet Valve, Erweiterte Stellglieddiagnose Front Right ABS Outlet Valve (2), Erweiterte Stellglieddiagnose Front Right ABS Outlet Valve, Erweiterte Stellglieddiagnose Rear Left ABS Inlet Valve (2), Erweiterte Stellglieddiagnose Rear Left ABS Inlet Valve, Erweiterte Stellglieddiagnose Rear Left ABS Outlet Valve (2), Erweiterte Stellglieddiagnose Rear Left ABS Outlet Valve, Erweiterte Stellglieddiagnose Rear Right ABS Inlet Valve (2), Erweiterte Stellglieddiagnose Rear Right ABS Inlet Valve, Erweiterte Stellglieddiagnose Rear Right ABS Outlet Valve (2), Erweiterte Stellglieddiagnose Rear Right ABS Outlet Valve, Erweiterte Stellglieddiagnose TC ISO 1 Valve (2), Erweiterte

Stellglieddiagnose TC ISO 1 Valve, Erweiterte Stellglieddiagnose TC ISO 2 Valve (2), Erweiterte Stellglieddiagnose TC ISO 2 Valve, Erweiterte Stellglieddiagnose TC Supply 1 Valve (2), Erweiterte Stellglieddiagnose TC Supply 1 Valve, Erweiterte Stellglieddiagnose TC Supply 2 Valve (2), Erweiterte Stellglieddiagnose TC Supply 2 Valve, ESP Road Test, ESP Test, ESP-Data (Brake), ESP-Data (Variants), Evap Actuation, Evap Ems Sys Leak Det Pmp VW Com Ctrl St, Evap Ems Sys Leak Det Vlv VW Com Ctrl St, EVAP Leak Detection Pump Sense Circuit, Evap Purge Valve 2 VW Common Control State, Evap Purge Valve 2, EVAP System Purge Control Valve, Evap.Emission Control Regen.Valve, Evaporative Emission System Leak Det Pump VW Common Ctrl State, Evaporative Emission System Leak Det Valve VW Common Ctrl State, Evaporative Emission System Leak Detection Pump, Evaporative Emission(EVAP)Canister Purge Regulator Valve, Ex Gas Recirculation Cooler Bypass Valve 2 VW Common Ctrl State, Example Input Output Identifier Controlstate, Exhaust Gas Flap VW Common Control State, Exhaust Gas Flap, Exhaust Gas Turbocharger 1 VW Common Control State, Exhaust Gas Turbocharger 1, Exhaust Gas Turbocharger 2 VW Common Control State, Exhaust Gas Turbocharger 2, Exh. Gas Treatment Scr Heating 2, Exh. Gas Treatment Scr Heating 3, Exh. Supercharger Recirc. Valve, Exhaust Camsh.control Sol. Valve, Exhaust Camsh.timing Control(b1), Exhaust Camsh.timing Control(b2), Exhaust Flap Actuator, Exhaust Flap Control Motor, Exhaust Gas Flap 2 VW Common Control State, Exhaust Gas Flap 2, Exhaust Gas Flap 3 VW Common Control State, Exhaust Gas Flap 3, Exhaust Gas Flap, Exhaust Gas Recirculation Cooler Switch-Over Valve, Exhaust Gas Recirculation Cooling Switch-Over Valve, Exhaust Gas Recirculation Valve 1 VW Common Control State, Exhaust Gas Recirculation Valve 1, Exhaust Gas Recirculation Valve 2 VW Common Control State, Exhaust Gas Recirculation Valve 2, Exhaust Gas Recirculation Valve 3 VW Common Control State, Exhaust Gas Recirculation Valve Cooler Bypass Valve, Exhaust Gas Recirculation Valve, Exhaust Gas Treatm. Scr Injector, Exhaust Gas Treatment Scr Heating, Exhaust Gas Turbocharger 1, Exhaust Pressure Control Valve, Exhaust Turbocharger Cntrl. Valve, Exhaust-Gas Recirculat. Actuator, Exhaust-Gas Recirculat.actuator 1, Exhaust-Gas Recirculat.actuator 2, Exhaust-Gas Recirculation Valve, Exhaust-Gas Turbocharger Ecu 1, Extend Mirror, Extender Module Test Control Value, Exterior Ambient Lighting, Exterior Light Entire Test Control Value, Exterior Lighting, Exterior Mirror Automatic Dimming, External Audio Diagnosis Test, Fail Safe Light Test Control Value, FAN 1 2 Test Controlstate Data 2, Fan 1 Control Circuit, FAN 1 Test Controlstate Data 2, FAN 2 Test Controlstate Data 2, FAN 3 Test Controlstate Data 2, FAN 4 Test Controlstate Data 2, Fan After Run Relay VW Common Control State, Fan Control 1 Control Value On Off, Fan Control 1 Input Output Control Parameter, Fan Control 1 VW Common Control State, Fan Control 1, Fan Control 2 Control Value On Off, Fan Control 2 Input Output Control Parameter, Fan Control 2 VW Common Control State, Fan Control 2, Fan Control Relay Level 1 VW Common Control State, Fan Control Relay Level 2 VW Common Control State, Fan Control Relay Test Control Value On Off, Fan Control, Fill Pressure Lines, Flame Monitor/glow Element Unit, Flap Def FL Intervallbetrieb, Flap Def FL Klappenposition, Flap Dif Mid FL Intervallbetrieb, Flap Dif Mid FL Klappenposition, Flap Dif Mid FR Intervallbetrieb, Flap Dif Mid FR Klappenposition, Flap Distrib BL Intervallbetrieb, Flap Distrib BL Klappenposition, Flap Distrib BR Intervallbetrieb, Flap Distrib BR Klappenposition, Flap Floor FL Intervallbetrieb, Flap Floor FL Klappenposition, Flap Floor FR Intervallbetrieb, Flap Floor FR Klappenposition, Flap Head Up Display Test Control Value, Flap Lim BL Intervallbetrieb, Flap Lim BL Klappenposition, Flap Lim BR Intervallbetrieb, Flap Lim BR Klappenposition, Flap Mid BL Intervallbetrieb, Flap Mid BL Klappenposition, Flap Mid BR Intervallbetrieb, Flap Mid BR Klappenposition, Flap Mid FL Intervallbetrieb, Flap Mid FL Klappenposition, Flap Mid FR Intervallbetrieb, Flap Mid FR Klappenposition, Flap Pers Mid BLH Intervallbetrieb, Flap Pers Mid BLH Klappenposition, Flap Pers Mid BLV Intervallbetrieb, Flap Pers Mid BLV Klappenposition, Flap Pers Mid BRH Intervallbetrieb, Flap Pers Mid BRH Klappenposition, Flap Pers Mid BRV Intervallbetrieb, Flap Pers Mid BRV Klappenposition, Flap Pers Mid FLH Intervallbetrieb, Flap Pers Mid FLH Klappenposition, Flap Pers Mid FLV

Intervallbetrieb, Flap Pers Mid FLV Klappenposition, Flap Pers Mid FRH Intervallbetrieb, Flap Pers Mid FRH Klappenposition, Flap Pers Mid FRV Intervallbetrieb, Flap Pers Mid FRV Klappenposition, Flap Pers Side FLH Intervallbetrieb, Flap Pers Side FLH Klappenposition, Flap Pers Side FLV Intervallbetrieb, Flap Pers Side FLV Klappenposition, Flap Pers Side FRH Intervallbetrieb, Flap Pers Side FRH Klappenposition, Flap Pers Side FRV Intervallbetrieb, Flap Pers Side FRV Klappenposition, Flap Ram Air FL Intervallbetrieb, Flap Ram Air FL Klappenposition, Flap Recirc B Intervallbetrieb, Flap Recirc B Klappenposition, Flap Recirc F Intervallbetrieb, Flap Recirc F Klappenposition, Flap Side FL Intervallbetrieb, Flap Side FL Klappenposition, Flap Side FR Intervallbetrieb, Flap Side FR Klappenposition, Flap Temp BL Intervallbetrieb, Flap Temp BL Klappenposition, Flap Temp BR Intervallbetrieb, Flap Temp BR Klappenposition, Flap Temp FL Intervallbetrieb, Flap Temp FL Klappenposition, Flap Temp Floor FL Intervallbetrieb, Flap Temp Floor FL Klappenposition, Flap Temp Floor FR Intervallbetrieb, Flap Temp Floor FR Klappenposition, Flap Temp FR Intervallbetrieb, Flap Temp FR Klappenposition, Flap Temp Mid B Intervallbetrieb, Flap Temp Mid B Klappenposition, Flashing Lights Front Test Control Value, Flashing Lights Rear Test Control Value, Floor Panel Fan Test Control Value, Fog Light Left Test Control Value, Fog Light Rear Test Control Value, Fog Light Right Test Control Value, Fog Light Test Control Value Side Selection, Fog Light Test Control Value Start Parameter, Fog Light, Left, Fog Light, Right, Fog Lights Rear Left, Fog Lights Rear Right, Fog Lights Rear, Fog Lights, Fog-Lamps Bulb Left, Fog-Lamps Bulb Right, Footrest Adjustment Test Control Value, Footwell Flap Control Motor Left, Footwell Flap Control Motor Right, Footwell Flap Positioning Motor Actuation Control Value On Off, Footwell Illumination Front Test Control Value, Footwell Illumination Multicolor Control Value, Footwell Illumination Rear Test Control Value, Footwell Light Test Control Value, Footwell Lighting Rear Left, Footwell Lighting Rear Right, Footwell Lights Front, Footwell Lights Rear, Footwell Lights, Footwell Vent Positioning Motor Rear, Force FB Accelerator Pedal Low Version VW Common Ctrl State, Force Feedback Accelerator Pedal 3, Force Feedback Accelerator Pedal Control Value Function, Force Feedback Accelerator Pedal Control Value Position, Force Feedback Accelerator Pedal VW Common Control State 3, Force Feedback AP Low Version, Foreign Object Detection Test Control Value, Fr Wash Pmp Ctrl Heat Wip Arms Tst Ctrl Val, Fr.left Damper Adj.val.curr. Hard, Fr.left Damper Adj.val.curr. Soft, Fr.rght.damper Adj.val.curr. Hard, Fr.rght.damper Adj.val.curr. Soft, Fresh Air - Air Recirculation - Air Flow Flap Ctrl Mot Setpoint, Fresh Air Blower Activation, Fresh Air Blower Front, Fresh Air Blower Rear Tension, Fresh Air Blower, Fresh Air Flap Positioning Motor Control Value On Off, Fresh/circulating Air Flap, Front Acoustic Signal Frequency, Front Acoustic Signal Volume, Front Air Distr. Flap Ctrl. Motor, Front Axle Damper Ventilation/Bleeding, Front Axle Damper Ventilation/Filling, Front Axle Torque Request, Front Centre Console Ambient Light 1, Front DS Door Trim Ambient Light., Front Fog Lights, Front Footwell Lighting, Front Fresh Air Blower, Front Left ABS Inlet Valve Control Value On OFF, Front Left ABS Inlet Valve Front Left ABS Inlet Valve, Front Left ABS Inlet Valve VW Local Control State, Front Left ABS Outlet Valve Control Value On OFF, Front Left ABS Outlet Valve VW Local Control State, Front Left Abs Solenoid Valve, Front Left Air Spring Valve, Front Left Loudspeaker Control Value, Front Left Turn Signal Indicator Lamp 2, Rear Left Indicator La, Front Lid Release Motor Control Value, Front Parking Aid Loudspeaker Control Value, Front Parking Aid Loudspeaker VW Common Control State, Front Parking Aid Loudspeaker, Front Parking Aid Warning Buzzer, Front PS Door Trim Ambient Light., Front Right ABS Inlet Valve Control Value On OFF, Front Right ABS Inlet Valve Front Right ABS Inlet Valve, Front Right ABS Inlet Valve VW Local Control State, Front Right ABS Outlet Valve Control Value On OFF, Front Right ABS Outlet Valve VW Local Control State, Front Right Abs Solenoid Valve, Front Right Air Spring Valve, Front Right Center Console Area Control Value, Front Right Loudspeaker Control Value, Front Right Turn Signal Indicator Lamp 2, Rear Right Indicator, Front Sunroof: Close/Lower, Front Sunroof: Open/Raise, Front Washer Pump Control Unit Front Washing Test Control Value, Front Washer Pump Ctrl Unit Heat Wiper Arms Test Control Value, Front Washing Test Control Value, Front

Wiper Service Mode/Position, Front Wiper Tear Wiping, Front-Passenger Airbag Indicator Lamp (off), Frs Air - Air Recirculation - Air Flow Flap Ctrl Mot Inp O-P Co, Frs Air - Air Recirculation - Air Flow Flap Ctrl Mot Setpoint, Frs./air Rec/air Flw.fl.ctrl.mot., Fuel Cooling Relay, Fuel Evap. Shutoff Valve, Fuel Evaporation Shutoff Valve, Fuel Evaporation/Regeneration Valve, Fuel Heating Element Actuation Test Control Value On Off, Fuel Injector 1, Fuel Injector 2, Fuel Injector 3, Fuel Injector 4, Fuel Level Display, Fuel Metering Pump, Fuel Metering Unit VW Common Control State, Fuel Metering Valve, Fuel Pre-Heating Heater, Fuel Pressure Control Valve, Fuel Pressure Reduction, Fuel Pressure Regulation, Fuel Pressure Regulator 2 VW Common Control State, Fuel Pressure Regulator 2, Fuel Pressure Regulator Diesel VW Common Control State, Fuel Pressure Regulator Diesel, Fuel Pressure Regulator Valve, Fuel Pressure Regulator VW Common Control State, Fuel Pressure Regulator, Fuel Pump Electronics Signal Line, Fuel Pump Relay Control Circuit, Fuel Pump Relay Control Test Control Value On Off, Fuel Pump Relay VW Common Control State, Fuel Pump Relay, Fuel Pump, Fuel Quantity Control Valve, Fuel Quantity Solenoid Valve, Fuel Tank Breather Valve: Actuation, Fuel Tank Cap: Lock, Fuel Tank Cap: Unlock, Fuel Tank Flap Lock Control Value, Fuel Tank Flap Unlock Control Value, Fuel Tank Isolation Valve VW Common Control State, Fuel Tank Isolation Valve, Fuel Tank Vent Valve VW Common Control State, Fuel Tank Vent Valve, Fun Lmp Autohold Btn Fun Lmp Autohold Btn, Fun Lmp Park Brk Btn Fun Lmp Park Brk Btn, Function Lamp For Autohold Button Fun Lamp For Autohold Button, Function Lamp For Autohold Button, Function Lamp Parking Brake Button, Function Lamps (Deactivation), Function Lmp For Autohold Btn IO Ctrl Opt Fun Lmp For Autohold, Function Lmp Parking Brake Button Fun Lmp Parking Brake Button, Function Lmp PK Brk Button IO Ctrl Opt Fun Lmp PK Brk Button, Function Test (w/o Reverse Gear), Function Test All Valves Control Value On Off, Function Test All Valves Input Output Control Parameter, Function Test Ebkv Stage, Functional Illuminat One Test Control Value, Functional Illuminat Two Test Control Value, Further Function Lights, FV Safe State Simulation Control Value, Gear Oil Coolant Pump VW Common Control State, Gear Oil Coolant Pump, Gear Oil Cooling Valve Close Control Value, Gear Oil Cooling Valve Open Control Value, Gear Oil Cooling Valve Open VW Common Control State, Gear Selection Value 1, Gear Selection Value 2, Gear Selection Value 3, Gearbob Hydraulic Pump, Gearbox Coolant Valve, General Inp O-P Tst Ctrl Val Veh Veloc Sig Tst, General Input Output Test Control Value Output 01, General Input Output Test Control Value Output 02, General Input Output Test Control Value Output 03, General Input Output Test Control Value Output 04, General Input Output Test Control Value Output 05, General Input Output Test Control Value Output 06, General Input Output Test Control Value Output 07, General Input Output Test Control Value Output 08, General Input Output Test Control Value Output 09, General Input Output Test Control Value Output 10, General Input Output Test Control Value Output 11, General Input Output Test Control Value Output 12, General Input Output Test Control Value Output 13, General Input Output Test Control Value Output 14, General Input Output Test Control Value Output 15, General Input Output Test Control Value Output 16, General Input Output Test Control Value Output 17, General Input Output Test Control Value Output 18, General Input Output Test Control Value Output 19, General Input Output Test Control Value Output 20, General Input Output Test Control Value Output 21, General Input Output Test Control Value Output 22, General Input Output Test Control Value Output 23, General Input Output Test Control Value Pullup Resistor, Generator: Speci?ed Generator Voltage 10.6 V, Generator: Speci?ed Generator Voltage 15.0 V, Glove Comp Lck Mot Tst Ctrl Val Mot Ctrl, Glove Compartment Locking Motor Test Control Value On Off, Glovebox Unlocking Motor, Glow Control Unit 1, Glow Control Unit 2, Glow Plug Control Module 1 VW Common Control State, Glow Plug Control Module 1, Glow Plug Control Module 2 VW Common Control State, Glow Plug Control Module, Glow Plug Indicator Light, Glow Plug Pre-Heat Indicator, Glow Plug Relay, Glow-Plug with Flame Monitoring, GNSS Receiver Restart Control Value, Gong, Gradual Rear Lid Closing, Gradual Rear Lid Opening, Green Function Lamp Control State, Green Indicator Lamp Control Value On Off, Green Indicator Lamp For Lane Departure Warning Control Value, Green

Indicator Lamp For Lane Departure Warning, Green operating lamp, Haldex Trans Act Ctrl Val
Haldex Trans Act, Hat Shelf Speaker, Hazard Warn Light SW Functional Illum Tst Ctrl Val, Hazard
Warnng. System Indic. Lamp, Hazard Warning Light Switch Functional Illum Test Ctrl Value, Hazard
Warning System Indicator Light Test Control Value, HDC Indicator Lamp, Head Restraint Adjustm.
To Front, Head Restraint Upward Adjustment, Headlamp Cleaning System Relay, Headlamp Fan 1
Test Control Value, Headlamp Fan 2 Test Control Value, Headlamp Fans Test Control Value,
Headlamp Left High Beam Segment Control Test Control Value, Headlamp Left Low Beam
Segment Control Test Control Value, Headlamp Pos. Left Vert. Bottom, Headlamp Pos. Left Vert.
Center, Headlamp Pos. Left Vert. Top, Headlamp Pos. Right Vert. Bottom, Headlamp Pos. Right
Vert. Center, Headlamp Pos. Right Vert. Top, Headlamp Right High Beam Segment Control Test
Control Value, Headlamp Right Low Beam Segment Control Test Control Value, Headlight Left
Power Supply Test Control Value, Headlight Range Control: Adjusting to Delivery Position,
Headlight Range Control: Adjusting to Lowered Position, Headlight Range Control: Adjusting to
Raised Position, Headlight Range Control: Adjusting to Speci?ed Position, Headlight Right Power
Supply Test Control Value, Headlight Washer Pump, Headlight Washer System, Headlight Washer
Test Control Value, Headrest Adjustment Test Control Value, Headrest Height Adjustment Test
Control Value, Headrest Longitudinal Adjustment Test Control Value, Heat Regulation Valve Left,
Heat Regulation Valve Right, Heated Front Window Indicator Light Test Control Value, Heated
Front Window Test Control Value, Heated Rear Window Activation, Heated Rear Window Indicator
Light Test Control Value, Heated Rear Window Test Control Value, Heated Rear Window, Heated
Seat Front Left, Heated Seat Front Right, Heated Seat Level 2 to 1 Reduction Time, Heated Seat
Level 3 to 2 Reduction Time, Heated Seat Thumb Wheel Temp Setting 2, Heated Seat Thumb
Wheel Temp Setting 3, Heated Steering Wheel Activation Control Value, Heated Steering Wheel,
Heated Steering Wheel, Activation Control Value LRH, Heated Steering Wheel, Activation, Heated
Windscreen Relay Test Control Value, Heated Windshield, Heated Wiper Rack Test Control Value,
Heated Wiper Rack Test Input Output Control Parameter, Heater Engine Coolant Blocking Valve,
Heater Glow Plug Test Control Value On Off, Heating Element Door Test Control Value Heating
Element 1 Door, Heating Element Door Test Control Value Heating Element 2 Door, Heating
Support Pump VW Common Control State, Heating Support Pump, Heating Test Control Value,
High Beam Test Control Value, High Beam, High Pressure Valve Rear Axle Control Value On OFF,
High Voltage Heater Test Control Value On Off, High Voltage Heater Test Input Output Control
Parameter, High Voltage Heater Test, High-Beam Headlight, Left, High-Beam Headlight, Right,
Highbeam Test Controlstate Data 2, High-Beams Bulb Left, High-Beams Bulb Right, High-Output
Coolant Preheat Relay, High-Pressure Inj. Valve (cyl. 1), High-Pressure Inj. Valve (cyl. 2), High-
Pressure Inj. Valve (cyl. 3), High-Pressure Inj. Valve (cyl. 4), High-Pressure Inj. Valve (cyl. 5), High-
Pressure Inj. Valve (cyl. 6), Highside Channel 1 Test Control Value, Highside Channel 2 Test
Control Value, Highside Channel 3 Test Control Value, Highside Channel 4 Test Control Value,
Highside Channel Test Control Value, Hill Descent Assist Indicator Light Test Control Value, Hill
Hold Control (HHC), Hill Hold Control Button Led, Hill Hold Control Indicator Lamp, Horn Relay,
Horn, Htd Str Wheel, Act Inp O-P Ctrl Parameter, Hv Batt. Charge Warning Lamp, Hv Batt.: Sv 1
Coolg.sys.opening, Hv Batt.: Sv 2 Coolg.sys.opening, Hv Batt.:sv 1Cooling Sys.closing, Hv
Batt.:sv 2 Cooling Sys.closing, Hv Batt.immediate Charging Button, HV Battery Charge/discharge
Current, Hv Battery Coolant Pump, Hv Battery: Fan Actuation, Hv Battery: Vent Flap 1, Hv Battery:
Vent Flap 2, Hv Charging Cable Indicator Lamp, Hv System: Auxiliary Coolant Pump, HVAC Test,
Hyb EV Bat Pack Cool Ctrl Vlv A Tst Ctrl Val On Off, Hyb EV Bat Pack Cool Ctrl Vlv B Tst Ctrl Val
On Off, Hyb EV Bat Pack Cool Ctrl Vlv B Tst Inp O-P Control Parameter, Hyb EV Bat Pack Cool
Ctrl Vlv C Tst Ctrl Val On Off, Hyb EV Battery Pack Cool Ctrl Valve A Test Control Value On Off,
Hyb EV Battery Pack Cool Ctrl Valve B Test Control Value On Off, Hyb EV Battery Pack Cool Ctrl
Valve C Test Control Value On Off, Hydraulic Pump Hydraulic Pump, Idle Speed Adjustment
Adjustment Value Idle Speed, Idle Speed Adjustment Nmot Sb Q10 8 Bits Calibration Data, Idle

Speed Adjustment VW Common Control State, Ign Ky Withdrawal Lock, Act VW Com Ctrl St, Ignition Key Removal Lock, Illum Op And Disp Tst Ctrl Val On Off, Illum Op And Disp Tst VW Com Ctrl St, Illum Telephone Op Functional Illum Op, Illumination Control Value, Illumination Operating And Disp Unit Test VW Common Ctrl State, Illumination Operating And Display Unit Test Ctrl Value On Off, Illumination Periodic Signal Control Value, Illumination Periodic Signal, Illumination Selector Lever Position Display Unit Data, Illumination Telephone Operating Unit Control Value, Illumination Telephone Operating Unit, Illumination, Inclination Sensor Indicator Light, In-Cylinder Flow Flap, Ind Lamp For Start Stop Operation Or Elec Dr Test Ctrl Value, Ind Lamp In Electronic Parking Brake Button Ctrl Value On Off, Ind Lmp Electromechanical Park Brk Ind Lmp Electromechanical P, Ind Lmp Electromechanical Park Brk VW Com Ctrl St, Ind Lmp In Elec Park Brk Btn Ctrl Val On Off, Ind Lmp Malf Electromechani Park Brk Ind Lmp Malf Electromecha, Ind Lmp Malf Electromechanical Park Brk VW Com Ctrl St, Ind Lmp Rr Tilting Sunroof Tst Ctrl Val On Off, Ind Lmp Strt St Op Or Elec Dr Tst Ctrl Val, Indicator Lamp Auto Hold Control Value, Indicator Lamp Auto Hold Indicator Lamp Auto Hold, Indicator Lamp Auto Hold, Indicator Lamp For Hold Assist Control Value On OFF, Indicator Lamp Park Brake Button Control State, Indicator Light For Automated Driving Test Control Value, Indicator Light For Auxiliary Water Heating Test Control Value, Indicator Light For Engine Sound Generation Test Control Value, Indicator Light For Glow Control VW Common Control State, Indicator Light For Glow Control, Indicator Light For Steering Wheel Heater Test Control Value, Indicator Lmp For Electromechanical PK Brk Ind Lmp For Electrom, Indicator Lmp Malf Electromechanical PK Brk Ind Lmp Malf Electr, Indirect Ventilation Flap Control Motor, Indirect Ventilation Flap Motor Setpoint, Individ. Matrix Headlamp Segment, Individual Segment Control Matrix Headlamp Control Value, Individual Segment Control Matrix Headlamp, Infrastructure Indicator Lights Test Control Value, Infrastructure Zmover Test Control Value, Injection Valve 1, Injection Valve 2, Injection Valve 3, Injection Valve 4, Injection Valve 5, Injection Valve 6, Injection Valve Cylinder 1, Injection Valve Cylinder 2, Injection Valve Cylinder 3, Injection Valve Cylinder 4, Injection Valve Cylinder 5, Injection Valve Cylinder 6, Injector Valve 1 VW Common Control State, Injector Valve 1, Injector Valve 10 VW Common Control State, Injector Valve 10B Actuator, Injector Valve 10B Position, Injector Valve 11 VW Common Control State, Injector Valve 11B Actuator, Injector Valve 11B Position, Injector Valve 12 VW Common Control State, Injector Valve 12B Actuator, Injector Valve 12B Position, Injector Valve 13 Actuator, Injector Valve 13 Position, Injector Valve 13B Actuator, Injector Valve 13B Position, Injector Valve 14 Actuator, Injector Valve 14 Position, Injector Valve 14B Actuator, Injector Valve 14B Position, Injector Valve 15 Actuator, Injector Valve 15 Position, Injector Valve 15B Actuator, Injector Valve 15B Position, Injector Valve 16 Actuator, Injector Valve 16 Position, Injector Valve 16B Actuator, Injector Valve 16B Position, Injector Valve 1B Actuator, Injector Valve 1B Position, Injector Valve 2 VW Common Control State, Injector Valve 2, Injector Valve 2B Actuator, Injector Valve 2B Position, Injector Valve 3 VW Common Control State, Injector Valve 3, Injector Valve 3B Actuator, Injector Valve 3B Position, Injector Valve 4 VW Common Control State, Injector Valve 4, Injector Valve 4B Actuator, Injector Valve 4B Position, Injector Valve 5 VW Common Control State, Injector Valve 5, Injector Valve 5B Actuator, Injector Valve 5B Position, Injector Valve 6 VW Common Control State, Injector Valve 6, Injector Valve 6B Actuator, Injector Valve 6B Position, Injector Valve 7 VW Common Control State, Injector Valve 7, Injector Valve 7B Actuator, Injector Valve 7B Position, Injector Valve 8 VW Common Control State, Injector Valve 8, Injector Valve 8B Actuator, Injector Valve 8B Position, Injector Valve 9 VW Common Control State, Injector Valve 9B Actuator, Injector Valve 9B Position, Injector Valve MPI 1 VW Common Control State, Injector Valve MPI 1, Injector Valve MPI 10 VW Common Control State, Injector Valve MPI 2 VW Common Control State, Injector Valve MPI 2, Injector Valve MPI 3 VW Common Control State, Injector Valve MPI 3, Injector Valve MPI 4 VW Common Control State, Injector Valve MPI 4, Injector Valve MPI 5 VW Common Control State, Injector Valve MPI 5, Injector Valve MPI 6 VW Common Control State, Injector Valve MPI 6, Injector Valve MPI 7 VW Common Control State, Injector Valve MPI 8 VW

Common Control State, Injector Valve MPI 9 VW Common Control State, Inlet Camsh. Timing Control (b1), Inlet Camsh. Timing Control (b2), Inlet Camsh.control Solen. Valve, Inlet Valves Front Left ABS Inlet Valve, Inlet Valves Front Right ABS Inlet Valve, Inlet Valves IO Control Option Front Left ABS Inlet Valve, Inlet Valves IO Control Option Front Right ABS Inlet Valve, Inlet Valves IO Control Option Rear Left ABS Inlet Valve, Inlet Valves IO Control Option Rear Right ABS Inlet Valve, Inlet Valves Rear Left ABS Inlet Valve, Inlet Valves Rear Right ABS Inlet Valve, Inline Fuel Pump Relais VW Common Control State, Inline Fuel Pump Relays, Instrument Cluster Function Lamp (Activation), Instrument Cluster Lamp Test, Instrument Cluster Red Malfunction Lamp (Activation), Instrument Cluster Yellow Malfunction Lamp (Activation), Instrument Cluster: Contour Lighting, Instrument Lighting Test Control Value Klemme 58xs, Instrument Lighting Test Control Value Klemme 58xt, Instrument Lighting Test Control Value Start Parameter, Int Aerial 1 Entry And Strt Sys Diag Ctrl Val, Int Aerial 2 Entry And Strt Sys Diag Ctrl Val, Intake Air Control Valve, Intake Air Switch Solenoid Valve, Intake Man./in-Cyl. Flow Flap 2, Intake Manifold Flap, Intake Manifold Runner Flap VW Common Control State, Intake Manifold Runner, Intake-Man./in-Cylinder Flow Flap, Interior Aerial 1 For Entry And Start System Diag Ctrl Value, Interior Aerial 2 For Entry And Start System Diag Ctrl Value, Interior Ambient Lighting, Interior And Function Lighting, Interior Door Handle Illumination, Interior Illumination, Interior Light Deactivation Test Control Value Can Signal, Interior Light Deactivation Test Control Value Indication Light, Interior Light Dimming Test Control Value, Interior Lighting (Terminal 30), Interior Lighting, Interior Lights Dimming (Terminal 58d), Interior Lights Dimming, Interior Monitoring Indicator Light Test Control Value, Interior Monitoring Indicator Light, Interior Monitoring System Indicator Lamp, Interior Monitoring Vehicle Type, Interior Rear Light, Interior Temp Sensor Fan, Internal Blower Control Control Value Fan Level, Internal Blower Control Control Value On Off, Internal Blower Control Fan Level, Internal Blower Control, locontrol Particle Filter Regen Pump VW Common Ctrl State, Ionisator Front Ionisator Aus-An, Ionisator Rear Ionisator Aus-An, Ioniser Test Control Value, Ionizer Test Control Value, Keyless Antennas: Access/start Authorization, Lamp For Signature Light Left Power Supply Test Control Value, Lamp For Signature Light Right Power Supply Test Control Value, Lamp Test, Lamps For Vent Illumination Test Control Value, Lane Change Assist Warning Lamp In Driver Side Exterior Mirror, Lane Change Assist Warning Lamp In Front Pass Side Ext Mirror, Lane Change Assist Warning Lamp Instrument Cluster, Lane Change Assist Warning Lamp, Lane Chng Asst Warn Lmp In Lt Extrior Mir Ctrl Val On Off, Lane Chng Asst Warn Lmp In Lt Extrior Mir Ctrl Val, Lane Chng Asst Warn Lmp In Rt Extrior Mir Ctrl Val, Lane Chng Asst Warn Lmp Inst Clus Ctrl Val, Lane Departure Warning Indicator, Lck Elec Act Ctrl Val Haldex Trans Act, Idle speed, Le. Dayt.driv./side Light Led Power Mod., Le. Lgt.distr.: Country Road Lgt., Le. Light Distr.: Light/dark Lim., Leak Detection Pump, LED Channel 1 Test Control Value, LED Channel 2 Test Control Value, LED Channel 3 Test Control Value, LED Channel 4 Test Control Value, LED Door Opening Alert Test Control Value, Led Door Opening Alert Test, Led Headlamp Power Module Left Power Supply Test Control Value, Led Headlamp Power Module Right Power Supply Test Control Value, Led Wiper Switch, LED-Ring Of Adaptive Cruise Control, Left Cornering Light: Dimming, Left Daytime Driving Light Bulb 2, Left Daytime Driving Light, Left Daytime Driving/side Light, Left Footwell Flap Positioning Motor Control Value On Off, Left Head Area Heating, Left Indirect Ventilation Flap Motor Control Value On Off, Left Light Distr.: Motorway Light, Left Light Distr.: Urban Light, Left Main Beam Screen, Left Rear Light, Left Rear Upper Body Vent Motor Control Value On Off, Left Side 2nd Row Actuator Test Precrash Pretensioner, Left Side Actuator Test Precrash Pretensioner, Left Side Light/dayt. Driv. Light Bulb 2, Left Side Light: 1, Left Side Light: 2, Left Side Vent Motor Control Value On Off, Left Static Cornering Light, Left Temperature Flap Control Motor Control Value On Off, Left Temperature Flap Control Motor Setpoint, Left Temperature Flap Ctrl Motor Input Output Control Parameter, Left Valve For Engine Bearing, Left Window Defroster Flap Positioning Motor Ctrl Value On Off, Lens Heater Control Value, Level/Suspension Control Relay, Lft Light Distr.: Aut. Main Beam, License Plate Light, License Plate Lights, Lift Sunroof, Light Control

Module Left Power Supply Test Control Value, Light Control Module Right Power Supply Test Control Value, Light Dist Left Headlamp Ctrl Value Light Distribution Target, Light Dist Lt Headlamp Ctrl Val Light Dist Tar, Light Dist Lt Headlamp Light Dist Tar Val, Light Dist Right Headlamp Ctrl Value Light Distribution Target, Light Dist Rt Headlamp Ctrl Val Light Dist Tar, Light Dist Rt Headlamp Light Dist Tar Val, Light Dist Rt LED Headlamp Ctrl Val Light Dist Tar, Light Distribution Headlamp Control Value, Light Distribution Left Headlamp Control Value, Light Distribution Left Led Headlamp Control Value, Light Distribution Right Headlamp Control Value, Light Distribution Right Led Headlamp Control Value, Lighting, Lighting/Illumination, LIN Heck-PTC Kanal A Control State, LIN Heck-PTC Kanal B Control State, Line diagnostics Control Value, LKL1 Actuator Diagnosis Control Value LED, LKL2 Actuator Diagnosis Control Value LED, Load Management, Loading Space Light Test Control Value, Lock Solenoids For Selector Lever Data, Logic Channel 1 Test Control Value, Logic Channel 2 Test Control Value, Loudspeaker Test Acoustic Loudspeaker Test Channel Selection, Loudspeaker Test Acoustic Test Frequency, Loudspeaker Test Acs Ctrl Val Loudspeaker Test Chn Selection, Loudspeaker Test, Low Beam Entire Control Value, Low Beam Lamp Left, Low Beam Lamp Right, Low Beam Re?ector Motor Left, Low Beam Re?ector Motor Right, Low Beam Shutter Left Test Control Value, Low Beam Shutter Right Test Control Value, Low Beam Shutter Test Control Value, Low Beams (Left/Right), Low Pressure EGR Exhaust Flap Actuator VW Common Control State, Low Pressure EGR Exhaust Flap Actuator, Lowbeam Test Controlstate Data 2, Lower Beam Left Test Control Value, Lower Beam Right Test Control Value, Lower Beam Test Control Value Side Selection, Lower Beam Test Control Value Start Parameter, Lower Beam Test Control Value, Lower Vehicle Front Left Control Value Onoff, Lower Vehicle Front Right Control Value Onoff, Lower Vehicle Rear Left Control Value, Lower Vehicle Rear Right Control Value Onoff, Low-Output Coolant Preheat Relay, Lt B-Pillar And Footwell Shut Off Flap Motor Ctrl Value On Off, Lt B-Pillar And FW Shut Off Flap Mot Ctrl Val On Off, Lt Footwell Temperature Flap Positioning Mot Ctrl Value On Off, Lt FW Temp Flap Positioning Mot Ctrl Val On Off, Lt Win Defroster Flap Positioning Mot Ctrl Val On Off, Lug Comp Aerial Entry And Strt Sys Diag Ctrl Val, Lug Comp Emerg Rel Ind Lmp Tst Ctrl Val, Lug Compartment Aerial For Entry And Strt Sys Diag Ctrl Value, Luggage Compartment Illumination Front Test Control Value, Luggage Compartment Light Test Control Value, Lumbar Support Height Adjustment Test Control Value, Lumbar Support Height Adjustment Test Direction Of Movement, Lumbar Support Height Adjustment, Lumbar Support Lngitdnl Adj Tst Dir Movement, Lumbar Support Longit. Adjustment, Lumbar Support Longitudinal Adjustment Test Control Value, LWR Position Test Controlstate Data 2, Mag Clutch For Supercharger Air Gap Test VW Common Ctrl State, Magnetic Clutch For Air Condition Control Value, Magnetic Clutch For Air Condition Input Output Ctrl Parameter, Magnetic Clutch For Air Condition Setpoint, Magnetic Clutch For Air Condition VW Common Control State, Magnetic Clutch For Air Condition, Magnetic Clutch For Supercharger VW Common Control State, Magnetic Clutch For Supercharger, Main Beam Activation Control Value On Off, Main Beam Activation Control Value, Main Beam Activation, Main Beam Assist. Indicator Lamp, Main Beam Left Test Control Value, Main Beam Right Test Control Value, Main Beam Test Control Value Side Selection, Main Beam Test Control Value Start Parameter, Main Beam, Main Relay, Malfunction Indication Light, Malfunction Indicator Lamp VW Common Control State, Malfunction Indicator Lamp, Manoeuvre Light Request Control Value 1, Map Controlled Eng Cooling Sys Therm VW Com Ctrl St, Map Controlled Eng Cooling Sys Thermostat VW Common Ctrl State, Mass Control Valve Relay VW Common Control State, Mass Control Valve Relay, Matrix Headlamp Reference Segment, Matrixbeam Test Control Value, Maximum Cooling Output, Maximum Heat Output, Maximum Heater Output, Maximum Refrigerating Output, Mechanical System Display Unit 1, Microph. Signal Via Audio Output, Microphone Test, Midrange Speaker Front Left Control Value, Midrange Speaker Front Left, Midrange Speaker Front Right Control Value, Midrange Speaker Front Right, Midrange Speaker Front, Midrange Speaker Rear Left Control Value, Midrange Speaker Rear Left, Midrange Speaker Rear Right Control Value, Midrange Speaker Rear Right,

Midrange/Woofer Loudspeaker Rear Left, Midrange/Woofer Loudspeaker Rear Right, Midrange/Woofer Loudspeaker Rear, Mirror Adjusting Motor, Mirror Adjustment Move Down Actuation Time, Mirror Adjustment Move Down Start Parameter, Mirror Adjustment Move Left Actuation Time, Mirror Adjustment Move Left Start Parameter, Mirror Adjustment Move Right Actuation Time, Mirror Adjustment Move Right Start Parameter, Mirror Adjustment Move Up Actuation Time, Mirror Adjustment Move Up Start Parameter, Mirror Adjustment Test Control Value, Mirror Dimming Control Value On Off, Mirror Dimming Control Value, Mirror Folding (In) Motors, Mirror Folding (Out) Motors, Mirror Folding Control Actuation Time, Mirror Folding Control Control Value, Mirror Folding Control Start Parameter, Mirror Folding Motor, Mirror Function Test, Mirror Heater, Mirror Heating Control Actuation Time, Mirror Heating Control Control Value, Mirror Heating Control Start Parameter, Mirror Heating, MMI Display Request, Temperature Driver, Mmi Display Temp. Setting Actuat., Motor Control Control Value Select Motor, Motor Flap For Frame Linkage, Motor To Open Rear Lid Window Control Value On Off, Motor To Open Rear Lid Window, Move Headlamp Horizontally Test Control Value, Move Headlamp Vertically Test Control Value, Move Left Headlamp Horizontally Control Value, Move Left Headlamp Horizontally Horizontal Target Positon, Move Left Headlamp Horizontally, Move Left Headlamp Vertically Control Value Vertical Position, Move Left Headlamp Vertically Control Value, Move Left Headlamp Vertically Vertical Positon, Move Left Headlamp Vertically, Move Lt Headlamp Horizontally Ctrl Val Horizontal Tar Pos, Move Lt Headlamp Horizontally Ctrl Val Horizontal Tar Position, Move Lt Headlamp Vertically In Mm Dev Vert Positon, Move Right Headlamp Horizontally Control Value, Move Right Headlamp Horizontally Horizontal Target Positon, Move Right Headlamp Horizontally, Move Right Headlamp Vertically Control Value Vertical Position, Move Right Headlamp Vertically Control Value, Move Right Headlamp Vertically Vertical Positon, Move Right Headlamp Vertically, Move Rt Headlamp Horizontally Ctrl Val Horizontal Tar Pos, Move Rt Headlamp Horizontally Ctrl Val Horizontal Tar Position, Move Rt Headlamp Vertically In Mm Dev Vert Positon, Multi Contour Seat Driver Side System Function Test Ctrl Value, Multi Contour Seat Passenger Side System Fun Test Ctrl Value, Multi Contour St Dr Sd Sys Fun Tst Ctrl Val, Multi Contour St Pass Sd Sys Fun Tst Ctrl Val, Multi Function Output 01 Flex IO-Control State, Multi Function Output 02 Flex IO-Control State, Multi Function Output 03 Flex IO-Control State, Multi Function Output 04 Flex IO-Control State, Multi Function Output 05 Flex IO-Control State, Multi Function Output 06 Flex IO-Control State, Multi Function Output 07 Flex IO-Control State, Multi Function Output 08 Flex IO-Control State, Multi Function Output 09 Flex Control PWM Duty, Multi Function Output 09 Flex Control PWM Frequency, Multi Function Output 10 Flex Control PWM Duty, Multi Function Output 10 Flex Control PWM Frequency, Multi Function Output 11 Flex Control PWM Duty, Multi Function Output 11 Flex Control PWM Frequency, Multi Function Output 12 Flex Control PWM Duty, Multi Function Output 12 Flex Control PWM Frequency, Multi Function Output 13 Flex Control PWM Duty, Multi Function Output 13 Flex Control PWM Frequency, Multi Function Output 14 Flex Control PWM Duty, Multi Function Output 14 Flex Control PWM Frequency, Multi Function Output 15 Flex Control PWM Duty, Multi Function Output 15 Flex Control PWM Frequency, Multi Function Output 16 Flex Control PWM Duty, Multi Function Output 16 Flex Control PWM Frequency, Multi Function Output 17 Flex Control PWM Duty, Multi Function Output 17 Flex Control PWM Frequency, Multi Function Output 18 Flex Control PWM Duty, Multi Function Output 18 Flex Control PWM Frequency, Multi Function Output 19 Flex Control PWM Duty, Multi Function Output 19 Flex Control PWM Frequency, Multi Function Output 20 Flex Control PWM Duty, Multi Function Output 20 Flex Control PWM Frequency, Multi Function Output 21 Flex Control PWM Duty, Multi Function Output 21 Flex Control PWM Frequency, Multi Function Output 22 Flex Control PWM Duty, Multi Function Output 22 Flex Control PWM Frequency, Multi Function Output 23 Flex IO-Control State, Multi Function Output 24 Flex IO-Control State, Multi-Contour Seat Compressor, Multifunction Steering Wheel, Dimming, Multimedia Operating Unit: Contour Lighting, Mute Entertainment, Near Field Communication Antenna Test Control Value, Near Field Communication Antenna Test Ctrl Val

Vert Position, Neck Heating Left Control Value, Neck Heating Right Control Value, Normal Level Enabling, Oil Level Warning Lamp, Oil Pressure Control Valve, Oil Pressure Regulation Valve, Oil Pressure Valve VW Common Control State, Oil Pressure Valve, Oil Temperature, Oil-Pressure Indicator Lamp, Online Service Transmiss. Config., Op And Disp A-C Rr Haptic FB Tst Ctrl Val, Op And Disp A-C Rr Speaker Tst Ctrl Val, Op And Disp Units For Air Conditioning Speaker Test Ctrl Value, Open Converter Clutch Control Value, Open Luggage Compartment Cover Control Value, Open Rear Lid Control Value, Open Sun Blind, Open Sunroof, Open The Rear Lid, Operating And Display Units For A-C Speaker Test Control Value, Operating Unit Button Illuminat., Operating Unit Illumination, Operating Unit Simulation Control Knob, Operating Unit Simulation Joystick, Operating Unit Simulation Keys, Operating Unit Simulation Volume, Output 1 For Exterior Lighting Test Control Value, Output 10 For Exterior Lighting Test Control Value, Output 11 For Exterior Lighting Test Control Value, Output 12 For Exterior Lighting Test Control Value, Output 13 For Exterior Lighting Test Control Value, Output 14 For Exterior Lighting Test Control Value, Output 15 For Exterior Lighting Test Control Value, Output 16 For Exterior Lighting Test Control Value, Output 17 For Exterior Lighting Test Control Value, Output 18 For Exterior Lighting Test Control Value, Output 19 For Exterior Lighting Test Control Value, Output 2 For Exterior Lighting Test Control Value, Output 20 For Exterior Lighting Test Control Value, Output 21 For Exterior Lighting Test Control Value, Output 22 For Exterior Lighting Test Control Value, Output 23 For Exterior Lighting Test Control Value, Output 3 For Exterior Lighting Test Control Value, Output 4 For Exterior Lighting Test Control Value, Output 5 For Exterior Lighting Test Control Value, Output 6 For Exterior Lighting Test Control Value, Output 7 For Exterior Lighting Test Control Value, Output 8 For Exterior Lighting Test Control Value, Output 9 For Exterior Lighting Test Control Value, Output Anti Theft Alarm System Puls Signal Statevalues, Output Anti Theft Alarm System Static Signal Statevalues, Output Request Start Permisson Statevalues, Output Terminal 15 Statevalues, Output Terminal S Statevalues, Output Tests (03), Output Tracking Alarm Statevalues, Outside Warning Light/Door Exit Light Rear Right, Parallel Parking Assistance Indicator Lamp, Park Assist Activation Of Partner Control Units Control Value, Park Brk Mot Lt Closing Stepwise Park Brk Mot Lt Closing Stepw, Park Brk Mot Lt Closing Stepwise VW Com Ctrl St, Park Brk Mot Rt Closing Stepwise Park Brk Mot Rt Closing Stepw, Park Brk Mot Rt Closing Stepwise VW Com Ctrl St, Park Brk Motors Closing Stepwis Park Brk Motors Closing Stepwis, Park Lck Sol Tst Ctrl Val ENUM Park Lck Sol, Parked Wiper And Washer let Heating Test Control Value, Parking Aid Activation Control Value, Parking Aid Activation VW Common Control State, Parking Aid Activation, Parking Aid Button Indicator Light Test Control Value 1, Parking Aid Button Indicator Light Test, Parking Aid Button, (control Lamp): Actuation, Parking Aid Warning Chime Front, Parking Aid Warning Chime, Parking Aid Warning Lamp Control Value, Parking Aid Warning Lamp VW Common Control State, Parking Aid Warning Lamp, Parking Aid, Loudspeaker, Parking Aid: Activation, Parking Assistant Indicator Lamp, Parking Assistant Warning Lamp Control Value, Parking Assistant Warning Lamp, Parking Brake Button Led, Parking Brake Close (Activation), Parking Brake Close (Deactivation), Parking Brake Close Left (Activation), Parking Brake Close Right (Activation), Parking Brake Electric Motor Speed, Parking Brake Indicator Lamp, Parking Brake Motor Direction Of Rotation, Parking Brake Motor Maximum Current, Parking Brake Motor PWM Pulse Duty Factor 1, Parking Brake Motors Closing Stepwise, Parking Brake Motors Parking Brake Motors, Parking Brake Motors, Parking Brake Warning Lamp, Parking Brk Mot Lt Closing Stepwise IO Ctrl Opt PK Brk Mot Lt C, Parking Brk Mot Lt Closing Stepwise PK Brk Mot Lt Closing Stepw, Parking Brk Mot Rt Closing Stepwise IO Ctrl Opt PK Brk Mot Rt C, Parking Brk Mot Rt Closing Stepwise PK Brk Mot Rt Closing Stepw, Parking Brk Motors Closing Stepwise IO Ctrl Opt PK Brk Motors C, Parking Brk Motors Closing Stepwise PK Brk Motors Closing Stepw, Parking Light Test 2 Control Value, Parking Light Test Control Value, Parking Lights LED Module Control Circuit Left, Parking Lights LED Module Control Circuit Right, Parking Lights Left Front, Parking Lights Left, Parking Lights Right Front, Parking Lights Right, Parking Lights, Parking Lock Solenoid Activation VW Common Control State, Parking

Lock Solenoid Test Parking Lock Solenoid Test, Parking Steering Ass. Indic. Lamp, Parking-Aid Indicator Lamp, Particulate Filter Fault Lamp, Particulate Filter Indicator Lamp, Pass Actual Ambient Temp Value Input Output Ctrl Parameter, Pass Actual Ambient Temperature Value Angle Type, Pass Actual Ambient Temperature Value Control Value On Off, Pass.side Window Lifter, Closing, Pass.side Window Lifter, Opening, Passenger Airbag Off Display, Passenger- Airbag-Off Display Control Onoff, Passenger Side Multi-Contour Seat: Functional Test, Pause Display, Permanent Driving Lights Test Control Value, Pilot lamp for pre-glow time, Piston Cooling Jet Control Valve VW Common Control State, Piston Cooling Jet Control Valve, Piston Cooling Jet Solenoid Valve, Pixel Error Test, Pixel Failure Test Control Value, PODS Serial Number, Position Front Window Wiper Test Control Value, Positioning Mot Air Recirculation Flap VW Com Ctrl St, Positioning Mot Center Lt Vent Flap VW Com Ctrl St, Positioning Mot Center Rt Vent Flap VW Com Ctrl St, Positioning Mot Indirect Vent Flap VW Com Ctrl St, Positioning Mot Lt FW Flap VW Com Ctrl St, Positioning Mot Lt FW Temp Flap VW Com Ctrl St, Positioning Mot Lt Sd Vent Flap VW Com Ctrl St, Positioning Mot Lt Temp Flap VW Com Ctrl St, Positioning Mot Rr Lt Air Vol Flap VW Com Ctrl St, Positioning Mot Rr Lt Temp Flap VW Com Ctrl St, Positioning Mot Rr Rt Air Vol Flap VW Com Ctrl St, Positioning Mot Rr Rt Temp Flap VW Com Ctrl St, Positioning Mot Rr Temp Flap VW Com Ctrl St, Positioning Mot Rt FW Flap VW Com Ctrl St, Positioning Mot Rt FW Temp Flap VW Com Ctrl St, Positioning Mot Rt Sd Vent Flap VW Com Ctrl St, Positioning Mot Rt Temp Flap VW Com Ctrl St, Positioning Motor For Defroster Flap, Positioning Motor For Fresh Air Flap, Positioning System Display Test Control Value, Positioning System Overvoltage Protection Control Value, Positionlight Test Controlstate Data 2, Power Latching System Short Test Control Value, Power Latching System Short Test, Power Latching System Test Control Value, Power Latching System Test, Power Operated Convertible Roof Valve 1 Control Value On Off, Power Operated Convertible Roof Valve 1, Power Operated Convertible Roof Valve 2 Control Value On Off, Power Operated Convertible Roof Valve 2, Power Operated Convertible Roof Valve 3 Control Value On Off, Power Operated Convertible Roof Valve 3, Power Operated Convertible Roof Valve 4 Control Value On Off, Power Operated Convertible Roof Valve 4, Power Operated Convertible Roof Valve 5 Control Value On Off, Power Operated Convertible Roof Valve 5, Power Operated Convertible Roof Valve 6, Power Sockets Control Test Control Value, Power Supply Cradle On Off Test, Power Supply LMS Left Control Value, Power Supply LMS Right Control Value, Powermeter Display Test, Preheating Indicator Lamp, Premium Testbild 1, Premium Testbild 2, Premium Testbild 3, Pressure Build-Up, Pressure Memory Test, Pressure Reservoir Check, Pressure Reservoir Ventilation/Bleeding, Pressure Reservoir Ventilation/Filling, Pressure Test, Priority Veh Eng Cont Op Tst Ctrl Val Ind Light, Priority Veh Eng Cont Op Tst Ctrl Val Rel, Priority Veh Eng Cont Op Tst Ctrl Val Term 15 Bridge, Priority Veh Rad Trans Tst Ctrl Val 0 Rad, Priority Veh Rad Trans Tst Ctrl Val Ind Light, Priority Veh Rad Trans Tst Ctrl Val Sup V, Priority Vehicle Weapons Box Test Control Value, Ps Belt Buckle Illumination, PTC 1500W Setpoint, PTC Heating Element 1 VW Common Control State, PTC Heating Element 1, PTC Heating Element 2 VW Common Control State, PTC Heating Element 2, PTC Heating Element 3 VW Common Control State, Pulse-wheel test, Pump 1 Refrigerant Circulation Test Input Output Ctrl Parameter, Pump 2 Refrigerant Circulation Test Input Output Ctrl Parameter, Pump And Valves Valve Backrest Left Side Deflate, Pump And Valves Valve Backrest Left Side Inflate, Pump And Valves Valve Backrest Right Side Deflate, Pump And Valves Valve Backrest Right Side Inflate, Pump And Valves Valve Deflate, Pump And Valves Valve Lower Lumbar Support Deflate, Pump And Valves Valve Lower Lumbar Support Inflate, Pump And Valves Valve Massage 1, Pump And Valves Valve Massage 10, Pump And Valves Valve Massage 2, Pump And Valves Valve Massage 3, Pump And Valves Valve Massage 4, Pump And Valves Valve Massage 5, Pump And Valves Valve Massage 6, Pump And Valves Valve Massage 7, Pump And Valves Valve Massage 8, Pump And Valves Valve Massage 9, Pump And Valves Valve Middle Lumbar Support Deflate, Pump And Valves Valve Middle Lumbar Support Inflate, Pump And Valves Valve Seat Left Side Deflate, Pump And Valves Valve Seat Left Side Inflate, Pump And Valves

Valve Seat Length 1 Inflate, Pump And Valves Valve Seat Length 2 Inflate, Pump And Valves Valve Seat Length 3 Inflate, Pump And Valves Valve Seat Right Side Deflate, Pump And Valves Valve Seat Right Side Inflate, Pump And Valves Valve Upper Lumbar Support Deflate, Pump And Valves Valve Upper Lumbar Support Inflate, Pump For All Wheel Drive Electronic Valve 1, Pump For All Wheel Drive Electronic Valve 2, Pump For All Wheel Drive Electronic Voltage Value, Push Button Leds Control Value, PWM Signal Belt, Quiescent Current Analysis, Radiator Blind, Radiator Fan 1, Radiator Fan 2, Radiator Fan Actuation 1, Radiator Fan Actuation 2, Radiator Fan Actuation, Radiator fan control 1 start parameter, Radiator fan control 2 start parameters, Radiator Fan Relay 1, Radiator Fan Relay 2, Radiator Fan, Radiator Roller Blind Control VW Common Control State, Radiator Shutter Control 2 VW Common Control State, Radiator Shutter Control 2, Radiator Shutter Control 3 VW Common Control State, Radiator Shutter Control 3, Radiator Shutter Control 4 VW Common Control State, Radiator Shutter Control 4, Radiator Shutter Control Control Value On Off, Radiator Shutter Control Input Output Control Parameter, Radiator Shutter Control VW Common Control State, Radiator Shutter Control, Rail Pressure Reduction, Range Display Test, Re. Temp. Door Positioning Motor, Read Configuration, Reading Lights, Rear Acoustic Signal Frequency, Rear Acoustic Signal Volume, Rear Air Diffus Positioning Motor Control Value On Off, Rear Air Recirculation Flap Positioning Motor Ctrl Value On Off, Rear Axle Damper Ventilation/Bleeding, Rear Axle Damper Ventilation/Filling, Rear Blower Activation Control Value On Off, Rear Blower Activation Input Output Control Parameter, Rear Blower Activation Setpoint, Rear Centre Belt Catch Lighting, Rear Dr.side Pw: Closing Signal, Rear Dr.side Pw: Open Signal, Rear DS Door Trim Ambient Light., Rear Exhaust Gas Flap, Rear Fog Light, Rear Footwell Lights, Rear Indicator Lamp, Rear Left ABS Inlet Valve Control Value On OFF, Rear Left ABS Inlet Valve Rear Left ABS Inlet Valve, Rear Left ABS Inlet Valve VW Local Control State, Rear Left ABS Outlet Valve Control Value On OFF, Rear Left ABS Outlet Valve VW Local Control State, Rear Left Abs Solenoid Valve, Rear Left Air Spring Valve, Rear Left Belt Catch Lighting, Rear Left Damp.adj.val.curr. Hard, Rear Left Damp.adj.val.curr. Soft, Rear Left Lock Motor, Rear Left Loudspeaker Control Value, Rear Left Seat Ventilation, Rear Left Temperature Flap Positioning Motor Ctrl Value On Off, Rear Lid Connection Test Control Value Orientation Value, Rear Lid Power Latching System, Rear Lid Power Latching Test Control Value, Rear Light Test Control Value, Rear Light Trailer Left Test Control Value, Rear Light Trailer Right Test Control Value, Rear Parking Aid Loudspeaker Control Value, Rear Parking Aid Loudspeaker VW Common Control State, Rear Parking Aid Loudspeaker, Rear Pass.side Pw: Closing Signal, Rear Pass.side Pw: Open Signal, Rear PS Door Trim Ambient Light., Rear Rght.damp.adj.val.curr. Hard, Rear Rght.damp.adj.val.curr. Soft, Rear Right ABS Inlet Valve Control Value On OFF, Rear Right ABS Inlet Valve Rear Right ABS Inlet Valve, Rear Right ABS Inlet Valve VW Local Control State, Rear Right ABS Outlet Valve Control Value On OFF, Rear Right ABS Outlet Valve VW Local Control State, Rear Right Abs Solenoid Valve, Rear Right Air Spring Valve, Rear Right Belt Catch Lighting, Rear Right Lock Motor, Rear Right Loudspeaker Control Value, Rear Right Seat Ventilation, Rear Right Temperature Flap Positioning Motor Ctrl Value On Off, Rear Roller Blind Test Control Value, Rear Spoiler Indicator Light Test Control Value, Rear Spoiler Position Test Control Value, Rear Spoiler, Rear Sunroof: Close/Lower, Rear Sunroof: Open/Raise, Rear Temperature Flap Positioning Motor Control Value On Off, Rear Washing Test Control Value, Rear Window Heater, Rear Window Roller Blind Motor, Rear Window Washer Pump, Rear Window Wiper Switch Illumination Bulb Control Value, Rear Windshield Unlocking Control Circuit, Rear Wiper, Rear-Window Defogger, Recirculating Pump, Recirculation Valve VW Common Control State, Red Function Lamp Control State, Red Indicator Lamp Control Value On Off, Red Warning Lamp Control State, Red Warning Lamp Control Value On Off, Reductant Pump Control Value Reductant Pump State, Reductant Pump VW Common Control State, Reductant Pump, Reference Segment Control Matrix Headlamp Control Value, Reference Segment Control Matrix Headlamp, Refrigerant Compressor, Refrigerant Expansion Valve 1 Test Control Value On Off, Refrigerant Expansion Valve 1 Test Input Output Ctrl Parameter, Refrigerant Expansion Valve

2 Test Control Value On Off, Refrigerant Expansion Valve 2 Test Input Output Ctrl Parameter, Refrigerant Expansion Valve 3 Test Control Value On Off, Refrigerant Expansion Valve 3 Test Input Output Ctrl Parameter, Refrigerant Shut Off Valve 1 Test Control Value On Off, Refrigerant Shut Off Valve 1 Test Control Value, Refrigerant Shut Off Valve 2 Test Control Value On Off, Refrigerant Shut Off Valve 2 Test Control Value, Refrigerant Shut Off Valve 3 Test Control Value On Off, Refrigerant Shut Off Valve 3 Test Input Output Ctrl Parameter, Refrigerant Shut Off Valve 4 Test Control Value On Off, Refrigerant Shut Off Valve 4 Test Input Output Ctrl Parameter, Refrigerant Shut Off Valve 5 Test Control Value On Off, Refrigerant Shut Off Valve 5 Test Input Output Ctrl Parameter, Refrigerant Shut Off Valves Dynmc Test Inp O-P Ctrl Parameter, Refrigerant Shut Off Valves Dynmc Tst Comp Pow Lim 1, Refrigerant Shut Off Valves Dynmc Tst Compressor Pow Limitation, Refrigerant Valves Supply Voltage Test Control Value On Off, Regulating Flap Control Unit / Motor, Relay Cooler Fan 1, Relay Cooler Fan 2, Relay Electric Coolant Pump VW Common Control State, Relay For High Heat Output, Relay For High Heating Output, Relay For Low Heat Output, Relay For Low Heating Output, Relay For Prefeed Pump, Relay For Pump, Fuel Cooling VW Common Control State, Relay Secondary Air Pump, Release Both Brakes Control State, Release Both Brakes Control Value On Off, Release Left Brake Control State, Release Left Brake Control Value On Off, Release Right Brake Control State, Release Right Brake Control Value On Off, Rem Cen Lck Tst Ctrl Val VW Com Ctrl St, Remote Balance Control Control Value, Remote Balance Control Soundposition, Remote Control Status Control Value, Remote Control Test Control Value Indicator Light, Remote Control Test Control Value Supply Voltage, Remote Freq Selection DAB Band III Ctrl Value Freq DAB Band 3, Remote Frequency Selection AM Control Value, Remote Frequency Selection AM Frequency AM, Remote Frequency Selection DAB Band III Frequency DAB Band 3, Remote Frequency Selection DAB Band III, Remote Frequency Selection DAB Band L Frequency DAB L Band, Remote Frequency Selection DAB Band L, Remote Frequency Selection FM Control Value Frequency FM, Remote Frequency Selection FM Control Value, Remote Frequency Selection FM Frequency FM, Remote Frequency Selection FM, Remote Set AF Control Value State, Remote Set AF State, Remote Set AF, Remote Set AUX Sensitivity, Remote Set Bass Sound Settings, Remote Set Concealment Level, Remote Set DAB Announcement Control Value Alarm, Remote Set DAB Announcement Control Value Area Weather Flash, Remote Set DAB Announcement Control Value Event Announcement, Remote Set DAB Announcement Control Value Financial Report, Remote Set DAB Announcement Control Value News Flash, Remote Set DAB Announcement Control Value Programs Info, Remote Set DAB Announcement Control Value Road Traffic Flash, Remote Set DAB Announcement Control Value Special Event, Remote Set DAB Announcement Control Value Sport Report, Remote Set DAB Announcement Control Value Transport Flash, Remote Set DAB Announcement, Remote Set DAB Linking Control Value Mode, Remote Set DAB Linking Mode, Remote Set DAB Linking, Remote Set DAB Mute Control Value DAB Mute, Remote Set DAB Mute DAB Mute, Remote Set DRC DRC State, Remote Set DRC, Remote Set Dyn ZF State, Remote Set Dyn ZF, Remote Set GALA Gala State, Remote Set GALA, Remote Set Hidden Tune Control Value Hidden Tune, Remote Set Hidden Tune Hidden Tune, Remote Set Hidden Tune, Remote Set Highcut State, Remote Set Highcut, Remote Set IBOC Service, Remote Set Lband L Band Selection, Remote Set LBand, Remote Set Loudness State, Remote Set Loudness, Remote Set Middle Sound Settings, Remote Set Mute Mute State, Remote Set Phase Diversity On Off Tuner, Remote Set Phase Diversity, Remote Set Sound Settings Set Bass, Remote Set Sound Settings Set Middle, Remote Set Sound Settings Set Treble, Remote Set TP Control Value State, Remote Set TP State, Remote Set Treble Sound Settings, Remote Source Selection Control Value Source Selection, Remote Source Selection Control Value, Remote Source Selection Source Selection, Remote Start KI 15 Request Control Value, Remote Start Or Pre Conditioning Relay Control Value, Remote Voice Control Control Value Speech Dialog State, Remote Voice Control Speech Dialog State, Remote Voice Control, Remotes KL 15-Anfo

Von FFB Einscha (High-P Ctrl Val, Req 48V V Converter Tst Ctrl Val Set Pnt V, Req Hi V Converter Tst Ctrl Val Set Pnt V, Req Starter Gen Tst Ctrl Val excitation current limit, Req Starter Gen Tst Ctrl Val Generator Set Voltage, Request Alternator Test Control Value Excitation current limit, Request Cleaning Laser Scanner Test Control Value, Requested Alternator Test Control Value Cut-out Speed, Requested Alternator Test Control Value generator set voltage, Requested Alternator Test Control Value Shutdown, Requested Alternator Voltage 15,0V Control Value, Requested Starter Gen Test Ctrl Value Exciter current limit, Reserve Fuel Lamp, Reserved VW Common Control State, Reset Hv Charge Cable Mating Cyc., Retract Function Light Operating Button, Retract Mirror, Reversing Light Test Control Value Side Selection, Reversing Light Test Control Value Start Parameter, Reversing Light Test Control Value, Reversing Light, RGB1 LKL1 Actuator Diagnosis Control Value LED, RGB1 LKL2 Actuator Diagnosis Control Value LED, RGB2 LKL1 Actuator Diagnosis Control Value LED, RGB2 LKL2 Actuator Diagnosis Control Value LED, Ri. Dayt.driv./side Light Led Power Mod., Ri. Lgt. Distr.: Aut. Main Beam, Ri. Lgt. Distr.: Country R. Light, Ri. Light Distr.: Light/dark Lim., Ri. Light Distr.: Motorway Light, Right B-Pillar And Footwell Shut Off Flap Mot Ctrl Value On Off, Right Cornering Light: Dimming, Right Daytime Driving Light Bulb 2, Right Daytime Driving Light, Right Daytime Driving/side Light, Right Footwell Flap Positioning Motor Control Value On Off, Right Head Area Heating, Right Indirect Ventilation Flap Motor Control Value On Off, Right Light Distr.: Urban Light, Right Main Beam Screen, Right Rear Light, Right Rear Upper Body Vent Motor Control Value On Off, Right Sd Light/dayt. Driv. Light Bulb 2, Right Side 2nd Row Actuator Test Precrash Pretensioner, Right Side Actuator Test Precrash Pretensioner, Right Side Light: 1, Right Side Light: 2, Right Side Vent Motor Control Value On Off, Right Static Cornering Light, Right Temperature Flap Control Motor Control Value On Off, Right Temperature Flap Control Motor Setpoint, Right Temperature Flap Ctrl Mot Input Output Control Parameter, Right Valve For Engine Bearing, Right Window Defroster Flap Positioning Motor Ctrl Value On Off, Roller Test Bench Mode, Rolloverbars Control Onoff, Rolloverbars, Roof Beam Audio Test Control Value, Roof Blind Test Control Value Direction Of Movement, Roof Blinds Decalibration, Roof Blinds: Close, Roof Blinds: Open, Roof Contour Lighting Test Control Value, Roof Marker Light, Roof Roller Blind Test Control Value, Rr Air Recirculation Flap Positioning Mot Ctrl Val On Off, Rr Lt Temp Flap Positioning Mot Ctrl Val On Off, Rr Rt Temp Flap Positioning Mot Ctrl Val On Off, Rt B-Pillar And FW Shut Off Flap Mot Ctrl Val On Off, Rt Footwell Temperature Flap Positioning Mot Ctrl Value On Off, Rt FW Temp Flap Positioning Mot Ctrl Val On Off, Rt Win Defroster Flap Positioning Mot Ctrl Val On Off, RTA Warn Signal Control Value, Run in Protection for A/C Compressor, Safe Indicator Light, Safety/Deadbolt Locks Activation, SCR Heating Devices 2 Control Value Param Scr Heating Devices 2, SCR Heating Devices 2 Param Scr Heating Devices 2, SCR Heating Devices 2 VW Common Control State, SCR Heating Devices 2, SCR Heating Devices 3 Control Value Param Scr Heating Devices 3, SCR Heating Devices 3 VW Common Control State, SCR Heating Devices 3, SCR Heating Devices Control Value Param Scr Heating Devices, SCR Heating Devices Param Scr Heating Devices, SCR Heating Devices VW Common Control State, SCR Heating Devices, SCR Metering Valve 2 VW Common Control State, SCR Metering Valve VW Common Control State, SCR Metering Valve, SCR Reverse Valve VW Common Control State, SCR Reverse Valve, SCR Transfer Pump Param Scr Transfer Pump, SCR Transfer Pump VW Common Control State, SCR Transfer Pump, Search Illumination Operating Button, Search Illumination, Search Lighting For Operating Elements Test Ctrl Value On Off, Seat And Surface Heatings Test Control Value, Seat Angle Adjustment, Seat Backrest Fan 1 Left Control Value, Seat Backrest Fan 1 Rear Left Test Control Value, Seat Backrest Fan 1 Rear Right Test Control Value, Seat Backrest Fan 1 Right Control Value, Seat Backrest Fan 2 Left Control Value, Seat Backrest Fan 2 Rear Left Test Control Value, Seat Backrest Fan 2 Rear Right Test Control Value, Seat Backrest Fan 2 Right Control Value, Seat Backrest Heating Left Test Control Value, Seat Backrest Heating Left Test Input Output Control Parameter, Seat Backrest Heating Right Test Control Value, Seat Backrest Heating Right Test Input Output Control Parameter, Seat Cushion

Fan 1 Left Control Value, Seat Cushion Fan 1 Rear Left Test Control Value, Seat Cushion Fan 1 Rear Right Test Control Value, Seat Cushion Fan 1 Right Control Value, Seat Cushion Fan 2 Left Control Value, Seat Cushion Fan 2 Rear Left Test Control Value, Seat Cushion Fan 2 Rear Right Test Control Value, Seat Cushion Fan 2 Right Control Value, Seat Cushion Heating Left Test Control Value, Seat Cushion Heating Left Test Input Output Control Parameter, Seat Cushion Heating Right Test Control Value, Seat Cushion Heating Right Test Input Output Control Parameter, Seat Depth Adjustment Test Control Value, Seat Depth Adjustment, Seat Fore-And-Aft Adjustment, Seat Heating Enabling, Seat Heating Entire Test Control Value, Seat Heating Entire Test Input Output Control Parameter, Seat Heating Front Left Setpoint, Seat Heating Front Left Test Control Value, Seat Heating Front Right Setpoint, Seat Heating Front Right Test Control Value, Seat heating level Rear LED indicator Seat heating Hi, Seat Heating Rear Left Control Value On Off, Seat Heating Rear Left Input Output Control Parameter, Seat Heating Rear Left VW Common Control State, Seat Heating Rear Left, Seat Heating Rear Right Control Value On Off, Seat Heating Rear Right Input Output Control Parameter, Seat Heating Rear Right VW Common Control State, Seat Heating Rear Right, Seat Heating Rear, Seat Heating Release Test Control Value, Seat Heating, Seat Height Adjustment Test Control Value, Seat Height Adjustment Test Direction Of Movement, Seat Height Adjustment, Front, Seat Inclination Adjustment Test Control Value, Seat Inclination Adjustment Test Direction Of Movement, Seat Longitudinal Adjustment Test Control Value, Seat Longitudinal Adjustment Test Direction Of Movement, Seat Movement Relay Disabling, Seat Position Normal, Seat Ventilation Entire Test Control Value, Seat Ventilation, Seating Position 2 Test Control Value Display Unit Adjustment 2, Seating Position 2 Test Control Value Display Unit Adjustment, Seating Position 2 Test Control Value Folding Headrest, Seating Position 2 Test Control Value Footrest Adjustment, Seating Position 2 Test Control Value, Secondary Air Control Val. (bank2), Secondary Air Control Valve, Secondary Air Injection Relay 2 VW Common Control State, Secondary Air Injection Relay 2, Secondary Air Injection Relay VW Common Control State, Secondary Air Injection Relay, Secondary Air Injection Solenoid Valve, Secondary Air Injection Valve 2 VW Common Control State, Secondary Air Injection Valve 2, Secondary Air Injection Valve VW Common Control State, Secondary Air Injection Valve, Secondary Air Pump Relay, Secondary Air Relay, Segment Test Colour, Segment Test Control Value Colour, Segment Test Control Value On Off, Segment Test Kopie Von, Segment Test VW Common Control State, Segment Test, Segmenttest, Sel Lvl Rng Disp Ctrl Val ENUM Sel Lvl Rng Disp, Selector Lever Lock, Selector Lever Range Display Actuation, Self Test Belt Microphones Control State, Self Test Ground Cabling Control Value Currentsource, Send Current Map, Send Reference Map, Sensor For Fine Dust Content Pump Test Control Value, Sensor For Fine Dust Content Valve Test Control Value, Servomotor B-column foot right rear Intermittent operation, Servomotor B-Pillar-Foot Left Rear Intermittent operation, Servotronic Steering: Full Assistance, Servotronic Steering: No Assistance, Set Convertible Roof Position Control Value On Off, SH Front Left, SH Front Right, Shft Lck Act Transversal Tst Ctrl Val ENUM Man Lane Lck, Shft Lck Sol Tst Ctrl Val (Shift Lck Sol Test) ENUM Shiftlock, Shift Drum Motor Position Shift Position, Shift Lock Control Value, Shift Lock Solenoid Test Shift Lock Solenoid Test, Shift Valve 2 Refrigerant Test Control Value On Off, Short Brake Apply Left Control State, Short Brake Apply Left Control Value On Off, Short Brake Apply Right Control State, Short Brake Apply Right Control Value On Off, Shut Off Valve For Refrigerant Test Control Value On Off, Shutter Control Value, Side Light Left 2 Test Control Value, Side Light Left Test Control Value, Side Light Right 2 Test Control Value, Side Light Right Test Control Value, Side Light Test 2 Control Value, Side Light Test Control Value, Side Marker Front Left Test Control Value, Side Marker Front Right Test Control Value, Side Marker Light Blub Front Left, Side Marker Light Blub Front Right, Side Marker Light Rear Left, Side Marker Light Rear Right, Side Marker Light Test Control Value, Side Shades Motor, Side Window Blind Test Control Value, Side Window Blind Test, Side-Blinkers Bulb Left, Side-Blinkers Bulb Right, Side-Marker Lamp, Left Front, Side-Marker Lamp, Right Front, Sidemarker Test Controlstate Data

2, Sig Sys LED Tst Ctrl Val Additional Keypad Btn 10, Signal Horn Control Circuit, Signal System Led Test Control Value Additional Keypad Button 1, Signal System Led Test Control Value Additional Keypad Button 2, Signal System Led Test Control Value Additional Keypad Button 3, Signal System Led Test Control Value Additional Keypad Button 4, Signal System Led Test Control Value Additional Keypad Button 5, Signal System Led Test Control Value Additional Keypad Button 6, Signal System Led Test Control Value Additional Keypad Button 7, Signal System Led Test Control Value Additional Keypad Button 8, Signal System Led Test Control Value Additional Keypad Button 9, Signal System Led Test Control Value Colour, Signature Light Test Control Value, SIH Rear Left Control Value 1, SIH Rear Left Control Value, SIH Rear Right Control Value 1, SIH Rear Right Control Value, SIL Rear Left (LLR LS1 Li) Control Value, SIL Rear Left(LLR LL1 Li) Control Value, SIL Rear Right (LLR RL1 Re) Control Value, SIL Rear Right (LLR RS1 Re) Control Value, Siren Changeover Test Control Value, Siren Test Control Value, SL Front Left, SL Front Right, Sliding Roof Function Request Disable, Sliding Sunroof Opening, Sliding Sunroof Test 2 Control Value Direction Of Movement, Sliding Sunroof Test Control Value, Solenoid Valve Boost-Press. Control, Solenoid Valve Exhaust Recirculatn 2, Solenoid Valve Exhaust-Gas Recirc., Solenoid Valve/exhaust Flap 1, Solenoid Valve/exhaust Flap 2, Sounder Control Value On Off, Sounder In Dash Panel Insert, Speaker Left Test Control Value, Speaker Right Test Control Value, Special Function II, Special Functions, Speed Change Of Mirror Adjustment Motor Test Control Value, Speed Indicator, Spindle Actuator Of Engine Decoupler VW Common Control State, Srch Lightng Op Elements Tst Ctrl Val On Off, Start Valid Authentication, Start Valid Authentication Control Value, Start/stop Indicator Lamp, Static Cornering Light Left: Down/Dim, Static Cornering Light Left: Up/Bright, Static Cornering Light Right: Down/Dim, Static Cornering Light Right: Up/Bright, Static Cornering Light Test Control Value Side Selection, Static Cornering Light Test Control Value Start Parameter, Static Cornering Lighting Test 2 Control Value, Static Cornerlight Test Controlstate Data 2, Static Headlight Range Control Test Control Value, Static Test, Stationary Cornering Lamp, Status Report Transmission Test Control Value, Steering Column Adjust. Downwards, Steering Column Adjustm. To Front, Steering Column Adjustm. To Rear, Steering Column Adjustm. Upwards, Steering Wheel Heating (2), Steering Wheel Heating, Steering Wheel Vibration Control Value, Steering Wheel Vibration, Stiffness Test Control Value, Stopwatch, Subwoofer Speaker Control Value, Subwoofer, Sunroof Decalibration Front, Sunroof Decalibration Rear, Sup V 2 Ctrl Motors Air Cond Tst Ctrl Val, Sup V 2 For Ctrl Motors Of Air Condition Test Control Value, Sup V Ctrl Motors Air Cond Tst Ctrl Val, Sup V O-P Depth Discharge Protected Tst Ctrl Val, Sup V O-P On Actd Term 15 Tst Ctrl Val, Sup Voltage For Ctrl Motors Of Air Condition Test Control Value, Supercharger Magnetic Clutch, Supp. Heater Heating Element 2, Supplem. Heater Heating Element 1, Supplem. Heating Pump Actuation, Supplementary Heater, Supply Voltage Camera Test Control Value, Supply Voltage For Air Condition Sensors Test Control Value, Suppress Mirror Glare, Surface Heating Entire Test Control Value, Swinging Logo Test Control Value 1, Swinging Logo Test, Swirl Flap Actuator, Swirl Flap Positioner 1, Swirl Flap Positioner 2, Swirl Flap, Switch and Instrument Lighting, Switch Between Antennas, Switch Control Control Value Status Switch, Switch Search And Functional Lights Entire Test Control Value, Switchable Water Pump, Switchable Waterpump VW Common Control State, Switchable Waterpump, Swivel Motor: Deploy, Swivel Motor: Initialization, Swivel Motor: Retract, System Adjustment Control Value, System Adjustment, System Check For Boosting Function Control Value Onoff, System Function Test Control Value, System Function Test Deactivation, System function test, System Functional Test, System Identification, Tachometer, Tail Lights Left, Tail Lights Right, Taillights, Tank Characteristic (Fuel Level Sensor 3), Tank Characteristic (Fuel Level Sensor 4), Tank Flap Locking: Actuation, Tank Flap Release, Tank Flap Test Sequence 1 Control Value, Tank Flap, Tank Leak Unit Solenoid Valve, Tank Leakage Diagnosis Pump, Taxi Alarm Test Control Value Can Signal, Taxi Alarm Test Control Value Indication Light, Taxi Alarm Test Control Value Roof Sign, Taxi Roof Sign Test Control Value Indication Light, Taxi Roof Sign Test Control Value Roof Sign, TCS And

ESP Indicator Light Test Control Value, Temperature Flap Control Motor Control Value On Off, Temperature Flap Control Motor Setpoint, Temperature Flap Control Motor, Temperature Flap Motor Left, Temperature Flap Motor Right, Temperature Flap Rear Control Motor Setpoint, Temperature Flap Rear Ctrl Motor Input Output Control Parameter, Temperature Flap Servomotor: Left, Temperature Flap Servomotor: Right, Terminal 30 Interior Lighting Test Control Value, Terminal 30 Output Pin10 Test Control Value, Terminal 30 Output Pin9 Test Control Value, Terminal 30G Relay, Terminal 58s, Terminal 58st, Terminal 58xs Test Control Value, Terminal 58xt Test Control Value, Test Accumulator And Compressor Control Value Onoff, Test Announcement, Test Distance Line In Display Control Value, Test Diverse Viewing Modes Control Value, Test Drive Activation, Test Drive Deactivation, Test Image In Middle Display, Test Images Control Value, Test Images, Test Mode, Test picture in center display, Test Screen, Test Sound, Test Voice Prompt, Testbild Im Mitteldisplay, Testbild Schachbrettmuster Invers, Testbild Schachbrettmuster, Testing Signal Audio Alternating, Testing Signal Audio, Theft Protection Control Option, Theft Protection Control Value, Theft Protection, Throttle Actuator, Throttle Body Module Control Circuit, Throttle Valve 1 VW Common Control State, Throttle Valve 1, Throttle Valve 2 VW Common Control State, Throttle Valve 2, Throttle Valve Control Module, Throttle Valve Control Unit, Throttle Valve, Throttle Valve, Bank 1, Tire Pressure Monitoring, Tiredness Detection Switch Off / On, Topview Camera Cleaning Request Control Value 1, Topview Camera Display Test Control State, Torque Converter Clutch, Torque Demand Left Level 1, Torque Demand Left Level 2, Torque Demand Left Level 3, Torque Demand Right Level 1, Torque Demand Right Level 2, Torque Demand Right Level 3, Tourist Mode, Trailer Articulation Angle Sensor Function Test Control Value, Trailer Back-Up Lights, Trailer Brake Control Actuation Actuator Test Control Value, Trailer Brake Lights Left, Trailer Brake Lights Right, Trailer Brake Lights, Trailer Fog Lights Rear, Trailer Hitch Indicator Lamp 2 Actuator Test Control Value, Trailer Hitch Indicator Lamp Actuator Test Control Value, Trailer Hitch Pop Up Test Control Value, Trailer Hitch Power Pivoting In Actuator Test Control Value, Trailer Hitch Power Pivoting Out Actuator Test Control Value, Trailer Hitch Pull In Test Control Value, Trailer Hitch Unlock Test Control Value, Trailer Tail Lights Left, Trailer Tail Lights Right, Trailer Tail Lights, Trailer Turn Signals Left, Trailer Turn Signals Right, Transm. Oil Cooler Bypass Valve, Transmission Coolant Valve, Transmission Mount 1 VW Common Control State, Transmission Mount 1, Transmission Mount 2 VW Common Control State, Transmission Mount 2, Transmission Oil Pump Activation VW Common Control State, Transmission Power Test VW Common Control State 1, Transmission Power Test VW Common Control State 2, Transmission Power Test VW Common Control State 3, Transmission Power Test VW Common Control State Signal Path, Transmission Power Test VW Common Control State, Transmission Power Test VW Common Ctrl State, Transmission Power, Treble Bass Horn Test Control Value, Treble Speaker Front Left, Treble Speaker Front Right, Treble Speaker Front, Treble Speaker Rear Left, Treble Speaker Rear Right, Treble Speaker Rear, Trunk and Interior Lights, Trunk Light Left, Trunk Light Right, Trunk Light, Trunk Locking Module, Trunk Motor, Trunk Remote Unlocking, Turbine Sol. Valve Turbocharger2, Turboch. Recirc.-Air Sol. Valve, Turbocharger 1, Turbocharger Bypass Valve 2 VW Common Control State, Turbocharger Bypass Valve 2, Turbocharger Bypass Valve Control Circuit, Turbocharger Bypass Valve VW Common Control State, Turbocharger Bypass Valve, Turbocharger Control Unit 2, Turbocharger Control Valve 2 VW Common Control State, Turbocharger Control Valve 2, Turbocharger Control Valve VW Common Control State, Turbocharger Control Valve, Turbocharger Turbine Inlet Valve VW Common Control State, Turn Signal Front Left 2 Test Control Value, Turn Signal Front Right 2 Test Control Value, Turn Signal Lamp Acoustic Signal, Turn Signal Light Test Control Value, Turn Signal Side Left Test Control Value, Turn Signal Side Right Test Control Value, Turn Signals Left Test Control Value, Turn Signals Left, Turn Signals Right Test Control Value, Turn Signals Right, Turn Signals Test Control Value Side Selection, Turn Signals Test Control Value Start Parameter, Turn Signals Test Control Value, TV Camera Activation Request Control Value 1, Tweeter Speaker Front Left Control Value,

Tweeter Speaker Front Left, Tweeter Speaker Front Right Control Value, Tweeter Speaker Front Right, Tweeter Speaker Motor Fr Right Ctrl Value Retractable Speaker, Tweeter Speaker Motor Front Left Ctrl Value Retractable Speaker, Tweeter Speaker Motor Front Left Retractable Speaker, Tweeter Speaker Motor Front Left, Tweeter Speaker Motor Front Right Retractable Speaker, Tweeter Speaker Motor Front Right, Tweeter Speaker Rear Left Control Value, Tweeter Speaker Rear Left, Tweeter Speaker Rear Right Control Value, Tweeter Speaker Rear Right, Underfloor Lighting Test Control Value, Unlock Charging Plug Test Control Value, Unlock Charging Plug Test, Upper Backrest Adjustment Test Control Value, USB Functional Test, Vacuum Pump For Brakes Actuation Control Value On OFF, Valet Parking Indicator Lamp, Valet Parking Warning Lamp Control Value, Valve For Engine Mounting 1, Valve For Engine Mounting 2, Valve For Transmission Mounting 1, Valve For Transmission Mounting 2, Variable Intake Manifold VW Common Control State, Variable Intake Manifold, Variable Intake System, Veh Stabilization Prog SW Vlv 1 Ctrl Val On Off, Veh Stabilization Prog SW Vlv 1 VW Local Ctrl St, Veh Stabilization Prog SW Vlv 2 Ctrl Val On Off, Veh Stabilization Prog SW Vlv 2 VW Local Ctrl St, Vehicle Conditioning, Vehicle Inclination Sensor Indicator Lamp, Vehicle Lowering Front Left, Vehicle Lowering Front Right, Vehicle Lowering Rear Left, Vehicle Lowering Rear Right, Vehicle Stabilization Program Switch Valve 1 Ctrl Value On OFF, Vehicle Stabilization Program Switch Valve 2 Ctrl Value On OFF, Vehicle Starter Interlock Control Value, Vehicle Starter Interlock Vehicle Starter Interlock, Vehicle Velocity Signal Test Control Value Pullup Resistor, Video Signal Test Input Output Control Parameter, Visual Comfort Operation/Closing Confirmation, Volume Control Valve 1 VW Common Control State, Volume Control Valve 2 VW Common Control State, Wakeup Cable Activation Of BCM, Warning Beeper Control Value Tonauswahl, Warning Beeper Warning Beeper, Warning Beeper, Warning Buzzer, Warning Lamp For Adaptive Light Test Control Value, Warning Lamp, Warning Lamps Control Value, Warning Lamps, Warning Message, Warning Signal Charging Level In Percent, Warning Signal Control Value Premonition Level, Warning Tone Generator, Washer Fluid Level Indicator Lamp, Washer Jet Heating Test Control Value, Washer Jet Heating Test Input Output Control Parameter, Wastegate Solenoid Valve, Wastegate VW Common Control State, Wastegate, Water Cooling Bypass Vlv Charge Air Cooling VW Com Ctrl State, Water Mixing Act Chrg Air Cooling VW Com Ctrl St, Water Mixing Actuator Charge Air Cooling VW Common Ctrl State, Water Mixing Actuator VW Common Control State, Water Pump Setpoint, Water Valve Setpoint, Wheel Speed Sensor Test Executiontime, Wheel Speed Sensors Index Error Test Control Value Axle, Wind Deflector Movement Control Value Direction Of Movement, Wind Frame Latch Direction Selection, Window Head Up Display Test Control Value, Window Regulator Front Down Actuation Time, Window Regulator Front Down Start Parameter, Window Regulator Front Up Actuation Time, Window Regulator Front Up Start Parameter, Window Regulator Long Drop Position Control Value, Window Regulator Lowering, Window Regulator Motor, Window Regulator Raising, Window Regulator Rear Down Actuation Time, Window Regulator Rear Down Start Parameter, Window Regulator Rear Up Actuation Time, Window Regulator Rear Up Start Parameter, Window Regulator Test Driver Side Front Control Value, Window Regulator Test Driver Side Rear Control Value, Window Regulator Test Driver Side Rear, Window Regulator Test Passenger Side Front Control Value, Window Regulator Test Passenger Side Rear Control Value, Window Regulator Test Passenger Side Rear, Window Shade Motor Rear, Window Wiper Front Position Test Control Value, Window Wiper Front Test Control Value Wiper Cycles, Window Wiper Front Test Control Value Wiping Level, Window Wiper Front Test Control Value, Window Wiper Module Rear Test Control Value, Window Wiper System Rear Test Control Value, Windscreen Heater For Camera Control Value, Windscreen Heater For Camera, Windscreen Heater For Lane Departure Warning, Windscreen Heating Control Value, Windscreen Heating Input Output Control Parameter, Windscreen Wiper: Position, Windshield Washer Jet Heating, Windshield Washer Pump Front, Windshield Washer Pump Rear, Windshield Washer Pump, Windshield Wiper Heater Element, Washer Jet Heater, Windshield Wiper Motor Stage 1, Windshield Wiper Motor Stage 2, Windshield

Wiper Motor, Windshield wiper, Wiper Interval Rear, Wiper: Upper Reverse Point, Woofer Speaker Front Left Control Value, Woofer Speaker Front Left, Woofer Speaker Front Right Control Value, Woofer Speaker Front Right, Woofer Speaker Rear Left Control Value, Woofer Speaker Rear Left, Woofer Speaker Rear Right Control Value, Woofer Speaker Rear Right, Yellow Function Lamp, Yellow Indicator Lamp For Lane Departure Warning Control Value, Yellow Indicator Lamp For Lane Departure Warning, Yellow Lane Keep.ass. Indic. Lamp, Yellow Warning Lamp Control State, Yellow Warning Lamp Control Value On Off, Yellow Warning Lamp Control Value VW Common Control State, Yellow Warning Lamp Control Value

New BMW/Mini Coverage

58 new Adjustment type special tests:

Activate power steering, Activate Vehicle Mode, Active steering commissioning/adjustment, Adaptation after control motor replacement, Adaptation of transmiss. and clutch parameters, Adaption Function Reset, Ambient lighting adaptation, Ambient lighting: Automatic addressing, Assembly Position Of Window Lifters, Auxiliary Battery (24V EPS) Exchange, Bleed, Camera functional test, Central electronics control unit reset, Clears the internal error memory of the sensor cluster, Connection Brake Lines, Disassembly position of window lifters, Driver's Door Power Window Regulator Initialisation, ECU Reset, Electric power steering adaptation, Electrical Steering Column Adjustment - Partial Normalization, Electrical Steering Column Adjustment Normalization, Electrical Steering Column Adjustment Standardization, EPS: Steering Start-Up, EPS: Teach-in End Stop, ESP Test, Exterior mirror test, Front Brake Pad Wear Indicator Reset, Front Driver/Pass Door Power Window Regulator Initialization, Front Passenger's Door Power Window Regulator Initialisation, ICM Sensor Adjustment, Initialization Of Both Rear Window Lifters, Keyless entry: Deactivate/activate, Lateral Acceleration Sensor, Learn Steering End Stop, Longitudinal Acceleration Sensor Adjustment, Perform Control-module Reset, Pressure Sensors, Rear axle gear unit oil change, Rear Brake Pad Wear Indicator Reset, Rear Driver/Pass Side Door Pwr Window Regulator Initialization, Rear-axle diff. lock motor wear data reset, Rear-axle differential lock wear data reset, Reset Adaptation Parameters, Reset Control Unit, Reset Starter Lock, Slide/Tilt Sunroof Initialization, Start-Up, Steering Angle Adjustment, Steering Angle Sensor Adjustment, Steering Angle Sensor, Steering column adjustment adaptation, Steering column adjustment initialisation, Steering Column Reset Counter For All Blocked Movements, Steering column switch module ECU reset, Vent Brakes, Window lifter motors: Adapting, Window Lifter Standard Initialization, Windshield Wiper Service Position Adjustment

86 new Actuation type special tests:

ABS Pump Activation Test (5 seconds), ABS Pump Activation Test, Actuator Tests, Air Suspension Sensor Initialization, Balance analog inlet valve, Balance analog MCI valves, BDC Terminal_15 (de-)activation, Brake flap Open/Close, Brake Lights, Brake temperature - Front left, Brake temperature - Front Right, Brake temperature - Rear left, Brake temperature - Rear Right, Check Antennas, Clutch Control, Clutch Test, Compressor Clutch, Control Valve In A/C Compressor, Cornering Light, Dim mirror, Directional control valve, Display: Pow. steering assistance, Examine Flash signature, Exterior mirror: System self-test, Fog Lights, Front Axle Proportional Valve, Front Door Power Windows Regulator Initialisation, Headlight Washer System, High-Beam Headlights, Horn, Locator Lighting, Lock All Doors, Lock and Enable, Low-Beam Headlights, LWR Reference Run, Message: Dynamic Drive failure, Message: Dynamic Drive problem, Message: Steering problem, Message:Dynamic Drive deactivated, Mirror Heating, Move SMC left to bottom left, Move SMC left to bottom right, Move SMC left to top left, Move SMC left to top right, Move SMC right to bottom right, Move SMC right to top left, Move SMC right to top right, Normal Sleep Mode, Oil Change QMVH, Power Down, Pressure Sensor Front Axle, Pressure Sensor Rear Axle, Pressure Sensor Trim, Rear Axle Proportional Valve, Rear Driver and Passenger Window Regulator

Initialization, Rear Driver Side Power Window Close, Rear Driver Side Power Window Open, Rear Driver's Door Power Window Regulator Initialisation, Rear Fog Light, Rear Passenger Side Power Window Close, Rear Passenger Side Power Window Open, Rear Passenger's Door Power Window Regulator Initialisation, Rear Wiper, Safety valve, Speed Sensor and Pulse Wheel - LF, Speed Sensor and Pulse Wheel - LR, Speed Sensor and Pulse Wheel - RF, Speed Sensor and Pulse Wheel - RR, Speed Sensor Connection, Speed Sensor Test, Stop Control, System Test, Tail Lights, Time Controlled Sleep Mode, Tolerance Adjustment Modus 0(VA HA Delete), Tolerance Adjustment Modus1(VA Set), Tolerance Adjustment Modus2(HA Set), Tolerance Adjustment Modus3(VA HA Set), Transverse Acceleration DSC Trim, Unlock All Doors, Vacuum Pump, Vacuum Test, VAK Filling Control, VDM: Study the Adjustment Value, Windscreen Washer Pump, Wiper Service Position

New Jaguar Coverage

3 new Adjustment type special tests:

Learn Steering End Stop, Steering Basic Setting, System Self-Test

New Land Rover Coverage

1 new Adjustment type special tests:

System Self-Test

New Volkswagen Coverage

- Added coverage for 105 new system applications

2622 new Adjustment type special tests:

12 Volt Energy Management Reset Basic Setting, A/C Comfort Parameter For Start/Stop Function, A/C Compressor Adaptation, AAU CL Address, ABS Pumping Characteristic, Accepting Component List, Access EEPROM Value, Accumulator bleeding, Accumulator charging, Acknowledge Comfort Closing With Flashing Light, Activ./deactiv. Traffic Message Channel (TMC), Activate Display, Activate Gateway Control Unit Transport Mode, Activate Service Position, Activate shipping mode, Activate Showroom Mode, Activate/Deactiv. Pass.Compartm.Suppl.Heater, Activate/Deactivate Cruise Control, Activate/Deactivate Emergency Braking Flashing, Activate/Deactivate Emergency Warning Flashing, Activate/Deactivate Freeway Blinking, Activate/Deactivate Front Wiper Service Position, Activate/Deactivate Parking Lights, Activate/Deactivate Production Mode, Activate/Deactivate Roller Dynamometer Mode, Activate/Deactivate Shipment Mode, Activate/Deactivate Start/Stop Function, Activate/Deactivate Water Droplet Removal, Activating CAirHt Logic, Activation Deactivation Of Popups For Active Tracking Services, Activation Of Bypassvalve Starting In Control Pause Threshold F, Activation Time Of Basic Adjustment Air Conditioner Compressor, Activation Time To Close Rear Lid With Remote Control, Activation Time To Open Rear Lid With Remote Control, Activation Tone Adjustment, Active Noise Cancellation EOL Test, Actuation Time To Open Rear Lid With Remote Control, Actuator Test Increment, Actuator Test Passes, Actuator Test Start Frequency, Actuator Test Stop Frequency, Adapt Automatic Rear Lid Locking At 5 km/h, Adapt Cardan Sync, Adapt Chain Lengthening after Eng Components Replacement, Adapt Chain Lengthening after Timing Chain Replacement, Adapt Chain Lengthening Diagnosis after ECM Replacement, Adapt Chain Lengthening with No Parts Replaced, Adapt Charge Air Pressure Actuator-After Component Replacement, Adapt Convenience Blinking Cycles, Adapt DPF Adaptation Values, Adapt Fuel

Consumption Indicator, Adapt Fuel Gauge, Adapt Opening An Individual Door, Adapt Parking Light at Terminal 15, Adapt Signal Horn At Terminal 15, Adaptation - A/C System Start-Up Behavior, Adaptation - Activation Seat Ventilation, Adaptation - Activation Temperature Window Heater, Adaptation - After Heating Time Of Auxiliary Heater, Adaptation - After Run Time For Auxiliary Heater With A/C, Adaptation - Auxiliary Heating Retrofit Without CAN, Adaptation - Basic Setting Running Time For Compressor Break-In, Adaptation - Blower Reduction During Slow Driving, Adaptation - Compressor Activation In Efficiency Mode, Adaptation - Compressor Ratio For Torque Calculation, Adaptation - Duration Of Compressor Run-In, Adaptation - Electro Magnetic Tolerance Mode Of Actuator Motors, Adaptation - End Stops Of Position Sensors In Vents, Adaptation - End Values Of Position Sensors In Vents, Adaptation - Front Windshield Heater, Adaptation - Humidity Management, Adaptation - Interior Air Conditioning Status, Adaptation - Maximum Running Time For Pump After Run, Adaptation - MMI Display Time At Temperature Adjustment, Adaptation - MMI Display Time, Adaptation - MMI Display Unit For Rear Control, Adaptation - Reducing Window Condensation At High Air Humidity, Adaptation - Reset Adaptation Value Of Vent Position Sensors, Adaptation - Seat Heating Activation, Adaptation - Seat Ventilation Activation Level, Adaptation - Stop Enable For Start/Stop Function, Adaptation - Tolerance Range For Flap End Stops, Adaptation - Windshield Defogger Takeover, Adaptation (10) / Long Adaptation (0A), Adaptation Acknowledgement Comfort Locking, Adaptation Acoustic Feedback When Locking, Adaptation Acoustic Feedback When Unlocking, Adaptation -Activation Temperature Seat Heating, Adaptation -Activation Temperature Seat Ventilation, Adaptation ATAS Alarm Delay, Adaptation Automatic Locking, Adaptation Automatic Unlocking, Adaptation Coming Home Function, Adaptation Country Setting Of Intelligent Alarm Horn, Adaptation Engine Temperature Management Actuator, Adaptation Feedback For Locking By A Key, Adaptation Feedback For Locking Via RRC, Adaptation Feedback For Unlocking Via A Key, Adaptation Feedback For Unlocking Via RRC, Adaptation Flashing Cycles For Convenience Turn Signal Feature, Adaptation Headlamp Washer System, Adaptation Inclination Sensor Sensitivity, Adaptation Interior Monitoring Sensitivity, Adaptation Leaving Home Function, Adaptation Locking Via Access And Start Authorization, Adaptation Of Air Flow In Footwell, Adaptation Of Blower Voltage During Compressor Break In, Adaptation Of Cam Shaft Position Sensor, Adaptation Of Coolant Pump, Adaptation Of Fresh Air Blower Voltage, Adaptation Of Idle Speed, Adaptation Of Radiator Shutter, Adaptation Of Service-Interval Display, Adaptation Of Temperature Characteristic In Summer Mode, Adaptation Of Temperature Characteristic In Winter Mode, Adaptation Of Transmission Neutral Position Sensor, Adaptation Radiator Shutter Motor, Adaptation -Seat Heating Activation Level, Adaptation Steering Wheel Heater, Adaptation Unlocking Via Access And Start Authorization, Adapting Battery Monitoring (Sounder), Adapting End Stops, Adapting Of Control Motors, Adapting Single Door Unlock, Adapting/Setting Turbocharger, Adaption After Adjustment, Adaption Function Reset, Adaption of application point, Adaption Of Brake Pedal Sensor, Adaption Of Camshaft Angle Based On Knock Sensor, Adaption Of Clutch Slip Points, Adaption Of Crankshaft Sensor Tolerance, Adaption Of Differential Pressure Sensor For DPF, Adaption of Differential Pressure Sensor Low Pressure EGR, Adaption Of Engine Torque Loss In Idle Speed, Adaption Of Exhaust Gas Flap 2, Adaption Of Exhaust Gas Flap, Adaption Of Low Pressure EGR Exhaust Flap Actuator, Adaption of low pressure EGR valve, Adaption Of Oxygen Sensor Bank 1 Sensor 1 Binary Type, Adaption Of Radiator Shutter Control, Adaption Of Reductant Tank Level Sensing To Raw Value, Adaption Of Speed Limitation, Adaption Of Turbo Charger 1, Adaption Of Turbo Charger Bypass Valve, Adaption Of Turbocharger Turbine Inlet Actuator, Adaption Of Water Mixing Actuator Charge Air Cooling, Adaption Of Work Engine Speed Maximum, Adaption Sequence Of Hybrid Components, Adaptiondyn.oil Press. Warn.:speed Threshold, Adaptive Brake Light, Adaptive Damping System Basic Setting, Adaptive Starting Assistant, AdBlue (SCR) Reset, Adblue Circuit System Drainage, Adblue Circuit: Pressure Reduction, Adblue Dosing Valve: Test, AdBlue Injected Quantity Test, Adblue Metered Quantity Measurement, Adblue Tank Level Reset, Added Offset To Can Bus

Signal Deck Lid Position, Additional Features, Additional Functions, Additional Heater Glow Plug: Reset Adaptation Values, Additional Heating Lower Threshold Coolant Fluid Temp, Additional Heating Lower Threshold Outdoor Temp, Additional Heating Temp Threshold Big To Med, Additional Heating Temp Threshold Big To Power, Additional Heating Temp Threshold Low To Control Pause, Additional Heating Temp Threshold Low To Med, Additional Heating Temp Threshold Med To Big, Additional Heating Temp Threshold Med To Low, Additional Heating Temp Threshold Power To Big, Additional Heating Temp Threshold Start To Control Pause Or Add, Additional Heating Temp Threshold Start To Control Pause, Additional Heating Threshold For Start Delay Time, Additional Heating Upper Threshold Outdoor Temp, Additional Heating Upper Threshold Coolant Fluid Temp, Adjust/Re-adjust Charge Air Pressure Actuator, Adjustable Rear Spoiler Control Unit Data Set 1, Adjustable Rear Spoiler Control Unit Data Set 2, Adjustment Fuel Feed Pump On Low Fuel Level, Adjustment Injector 1, Adjustment Injector 2, Adjustment Injector 3, Adjustment Injector 4, Adjustment Injector 5, Adjustment Injector 6, Adjustment Of Brake Pressure Sensor, Adjustment Of Center Body Vent Blower With Voice Control, Adjustment Of Idle Speed, Adjustment Of Lateral Acceleration Sensor, Adjustment Of Longitudinal Acceleration Sensor, Adjustment Of Rotation Rate Lateral/Longit. Acc. Sensor, Adjustment Of Steering Angle Sensor, Adjustment Of Torque For Starting Up The Engine, Adjustment Range Front (High Value), Adjustment Range Front (Low Value), Adjustment Range Rear (High Value), Adjustment Range Rear (Low Value), Adjustment, Adjustment: Locking Whilst Driving, Adjustment: Remote Control Conven. Actuation, Adjustment: Unlocking After Key Removal, Adjustment: Unlocking Options, After Run Of Auxiliary Heater Or Auxiliary Ventilation, After Run Time Of PTC Auxiliary Heater With AC Off, Afterrun Time, Air Cleaner Adaptation Values, Air Conditioner Compressor Inlet Time, Air Conditioner Compressor Run In, Automatic Start, Air Conditioner Control Motors: Adapting, Air Conditioner Heater Output Test, Air Conditioning Adaptation - Production Mode, Air Entrapment Test Hydraulic Unit Engine Decoupler, Air Filter Reset, Air Mass Meter Reset, Air Quality Sensor Adjustment, Air Spring Strut Bleeding, Front Axle, Air Spring Strut Bleeding, Rear Axle, Air Spring Strut Bleeding, Rear Left, Air Spring Strut Bleeding, Rear Right, Air Spring Strut Charging, Front Axle, Air Spring Strut Charging, Rear Axle, Air Spring Strut Charging, Rear Left, Air Spring Strut Charging, Rear Right, Air System Test, Airbag Control Unit: Reset Counter (roll-Over Protection Trigge, Airbag Control Unit: Roll-Over Protection Test, Alarm Delay, Alarm Horn Adjustment, Allocate Control Motors, Ambient Light Threshold Coming/Leaving-Home, Ambient Peak Total Threshold, Analog 1, Analysis 126, Analysis 13, Analysis 14, Analysis 19, Analysis 20, Analysis 7, Angular Gear Ratio, Antenna Diagnosis, Anti-Play Protection Decrease Time, Anti-Play Protection Threshold, Anti-Theft Alarm Delay, Anti-theft Alarm Vehicle Inclination Sensor, Anti-theft System Interior Monitoring, Anti-Theft-System Alarm Delay, Application Characteristics, ASAM / ODX File Version, Assembly Identification Number, Assistance Driving Light Activation/Deactivation Delay, Assistance Light Sensor Correction, Audible Feedback When Locking, Audible Feedback When Unlocking, Audible Locking Con?rmation, Audible Unlocking Con?rmation, Audio Data Storage Adjustment, Audio Output Delay, Audio Parameter Setting, Audio Reduction Adjustment, Audio Signal Delay Adjustment, Audio Volume Lowering, Authentic Time Length Challenge, Authentic Time Max Drift GPS To Back End In Minutes, Authentic Time Start Time Synchronisation, Auto Hold Plus Speed Threshold For Reactivation, Auto Hold Plus Speed Threshold For Shunting Situation, Auto Hold Plus Time Span For Shunting Situation, Auto Hold Switch-On Condition "Driver Belt Closed", Auto Trans Kick-Down (TCM), Auto Trans Kick-Down(ECM), Auto-Lock, Automated Test Exhaust Gas Flap, Automated Test Low Pressure EGR Valve, Automated Test Of EGR Low Pressure Filter, Automatic Addressing Of Control Motors Of Air Condition, Automatic Addressing, Automatic Air Recirculation Mode Of A/C At Wipe/Wash Function, Automatic Rear Window Wiping with Reverse Gear, Automatic Recirculation Mode Of A/C When Driving In Reverse, Automatic Transmission Fluid Level Check, Automatic Transmission Fluid Pump Calibration, Automatic Transmission Fluid Pump Function Test, Automatic Zero Potential Check,

Auto-Unlock, Aux. Heating Continued Heating Time Setting, Auxiliary Air Heating Test, Auxiliary Heating Configuration Without CAN, Auxiliary Heating Run On Time, Auxiliary Heating, Auxiliary Heating/Residual Heat With Air Flow Button Activation, Auxiliary Heating/Venting Aid, Auxiliary Heating/Venting Shut-OFF, Average consumption display correction, Avg Number Of Peaks X16 Threshold, Background Scan Time Interval, Backup Battery Reset State Of Health, Backup DNS Server, Backup Power Threshold, Backup-Camera Shut-Off Speed, Base Volume (Confirmation Sound), Base Volume (Media Output), Base Volume (Microphone), Base Volume (Telephone), Base Volume (Voice Recognition), Basic Adjustment Clutch Conventional, Basic Adjustment Clutch, Basic Adjustment Electrical Fluid Pump Transmission, Basic Adjustment Transmission, Basic Distance Value for Inspection, Basic Distance Value for Oil Change, Basic Setting - Calibrate All Wheel Drive Clutch Pump, Basic Setting - Head Light Adjustment, Basic Setting - Resetting All Adaptations Values, Basic Setting / Bleeding Brake System, Basic Setting A/C Actuator Motor In, Basic Setting A/C Actuator Motor, Basic Setting A/C Compressor Break In, Basic Setting A/C Compressor Break, Basic Setting A/C Flap Door End Stops, Basic Setting A/C Flap Motor, Basic Setting Brake Bleeding, Basic Setting Brake Pedal Position Sensor, Basic Setting Brake Pressure Sensor, Basic Setting Charge Air Flow Flap, Basic Setting Electrically Adjustable Steering Column, Basic Setting Exhaust-Gas Recirculation, Basic Setting For Luggage Compartment Cover, Basic Setting Headlamps, Basic Setting Headlight, Basic Setting Hydraulic Connections, Basic Setting Integrated Parking Brake, Basic Setting Kickdown, Basic Setting Of Cut-Out Valves, Basic Setting Of Intake Valves, Basic Setting Quit, Basic Setting Rear Lid Opening Angle, Basic Setting Rear Lid, Basic Setting Seat Occupied Recognition, Basic Setting Steering Angle Sender, Basic Setting Steering Angle Sensor, Basic Setting Tire Pressure Monitoring (TPMS), Basic Setting Tire Pressure Monitoring Display (TPMS), Basic Setting Tire Pressure Monitoring System, Basic Setting Vehicle Inclination Neutral Position, Basic Setting, Basic Setting/Bleed Brake System, Basic Setting: Clutch Engagement Point, Basic Settings (04), Basic Time Value for Inspection, Basic Time Value for Oil Change, Battery Adaptation, Battery BOX Serial Number, Battery Information/Replacement, Battery Monitoring Via Alarm Sounder, Battery Replacement, Battery Separating Deactivation, Battery Separating Relay Deactivation, Battery Serial Number, BCmE, Beginning Summer Time Month, Bleed Brakes, Bleed Cooling System, Bleed Fuel System, Bleed Pressure Lines, Bleed System/AdBlue Circuit Leak Test, Bleed, Bleeding 2 Hydraulic Unit Engine Decoupler, Bleeding Hydraulic Unit Engine Decoupler, Blower Max Voltage Limit During Auxiliary Heating/Ventilation, Blower Voltage During AC Compressor Run In, Blower Voltage Limitation For STH STL Or Residual Heat, Blower Voltage With Voice Control, Bluetooth Audio Codec, Bluetooth Connection Cleanup, Bluetooth Connection Profile Adjustment, Bluetooth interface activation/deactivation, Bluetooth Number Of User Profiles, Bluetooth Paired Devices Delete, Bluetooth Pass Key, Bluetooth Set PIN Code, Bluetooth Visibility, Body Height Wheelhouse Edge Front Left, Body Height Wheelhouse Edge Front Right, Body Height Wheelhouse Edge Rear Left, Body Height Wheelhouse Edge Rear Right, Boost Press. Actuator Basic Setting (bank 1), Boost Pressure Actuator Basic Adjustment, Boost Pressure Actuator: Adapting, Boost Pressure Control Adaptation, Brake Assist, Brake Booster, Brake Disc Drying Adjustment, Brake Disc Wiper (BDW), Brake Light Dimming, Brake Pad Replacement Step 1, Brake Pad Replacement Step 2, Brake Pressure Sensor Zero Pos. Compensation, Brake Servo Action Adjustment, Brake Stabilization Adjustment, Brake System Bleeding, Brake Temperature Monitoring Information, Braking to Standstill, Brightness Class Headlight Adaption, Bus Optical Transmission Power Reduction, Button For Central Locking In Rear Lid, Debounce Time, Button For Central Locking In Rear Lid, Start Delay, Button To Close Rear Lid In Luggage Compartment, Debounce Time, Button To Close Rear Lid In Luggage Compartment, Start Delay, C0 Adaption, Calculate Checksum (Verify VW Memory), Calculation Consumption Efficiency History, Calibrate Parking Brake, Calibrate Steering Angle Sensor, Calibration Control Units For Heater Element, Calibration Data PreCrash 2, Calibration Data PreCrash, Calibration Drive Motor For Electric Drive, Calibration End Stops Of Air

Condition Flaps, Calibration Height Values, Calibration of clutch valves, Calibration of cooling oil valve, Calibration Of Driving Position Sensor, Calibration Of Gear Selector Movement Sensors, Calibration Of Main Pressure Valve, Calibration Of Stop Positions, Calibration Of Synchron Points, Calibration Of Tyre Pressures, Calibration Operating And Display Units For Air Conditioning, Calibration Seat Fan Rear, Calibration Seat Fan, Call Auto Answer Time, Callback Time Dropped Call, Camera Calibration: Camera Height (Step #0), Camera Calibration: Confirmation (Step #3), Camera Calibration: Distance to Rear Axle Wheelbase (Step #2), Camera Calibration: Distance to Surface (Step #1), Camera/Video Brightness, Camera/Video Contrast, Camera/Video Saturation, Camshaft Adjustment (Exhaust), Camshaft Adjustment (Intake), Camshaft Phasing Filtered Value Exhaust Bank 1, Camshaft Phasing Filtered Value Exhaust Bank 2, Camshaft Phasing Filtered Value Inlet Bank 1, Camshaft Phasing Filtered Value Inlet Bank 2, Camshaft Phasing Initial Offset Value Exhaust Bank 1, Camshaft Phasing Initial Offset Value Exhaust Bank 2, Camshaft Phasing Initial Offset Value Inlet Bank 1, Camshaft Phasing Initial Offset Value Inlet Bank 2, Camshaft Phasing Initial Value Exhaust Bank 1, Camshaft Phasing Initial Value Exhaust Bank 2, Camshaft Phasing Initial Value Intake Bank 1, Camshaft Phasing Initial Value Intake Bank 2, Camshaft Phasing Number Initial Values Exhaust Bank 1, Camshaft Phasing Number Initial Values Exhaust Bank 2, Camshaft Phasing Number Initial Values Inlet Bank 1, Camshaft Phasing Number Initial Values Inlet Bank 2, Camshaft Timing Control (B1) Inlet, Camshaft Timing Control (B1) Outlet, Camshaft Timing Control (B1), Inlet, Camshaft Timing Control (B1), Outlet, Camshaft Timing Control (B2) Inlet, Camshaft Timing Control (B2), Inlet, Camshaft-Position Sensor: Adapting, CAN Signal Transmitting Delay Of Car Roll Away Warning, CAN Signal Transmitting Duration Of Automatic Terminal 15 Shuto, CAN Signal Transmitting Duration Of Comfort Switch Off, CAN Stop Tx Delay Time, CAN Timeout Service Key Message, CAN Timeout Trigger, Cancel Manual ECall Timer, CAN-Databus Comfort (Installation List), CAN-Databus Infotainment (Installation List), CAN-Databus Powertrain (Installation List), CAN-Extended Usage, CAR Menu Speed Threshold Adjustment, Carbon Mass (DPF Replacement), Carbon Mass (ECM/DPF Replacement), CAT Conversion Rate (Bank 1), CAT Conversion Rate (Bank 2), Ceiling Light Module 2 Delay Time For Change Of Dimming Values, Ceiling Light Module Delay Time For Change Of Dimming Values, Central Locking Functions, Central Locking Protection Basic Setting, Central Locking Test Sequence, Chain Elongation Correction After Other Repairs, Chain Elongation Reset After Chain Replacement, Change Of Parameters For Monitoring Performance Of DPF Filter, Change To Correction Mode For VCA Learning After ECU Replace, Changeover To Normal Ride Control Operation, Charge Air Cooler Bypass Cont. Basic Setting, Charge Pressure Control, Charging Flap A Cycle Data, Charging Flap B Cycle Data, Check Bus Sleep Mode, Checking Throttle Valve Adaptation, Chinese Serial Number, Cleaning Rear View Camera Control Time In Production Mode, Clear Counter And Runtime Of Compressor, Clear Counter Of Valve Activation, Clear Duration Mode And Control Activities, Clear Sporadic Light Off Detection Information, Clear VIN, Clearing The Shutdown And Reset Data, Climate Compressor Torque Calibration, Close Rear Parking Brake (After Pad Change/Repair), Close With Remote Control Operation Stop When Leaving Short Ran, Clutch Protection Function, CMC Registration, CNG Quality Set Value, CO2 Setting, Coding Container Part Number, Coding Container Version, Coding Maintenance Interval Extension, Collision Prevention 1 (Special Methods 1), Collision Prevention 2 (Front-Assist), Combustion Air Blower CO2 Setup, Combustion Air Blower Setting (Low Speed), Combustion Chamber Pressure Sensors: Resetting, Comfort Blinking (Cycles), Comfort Blinking (Time), Comfort CAN-Databus, Comfort Function (Remote Control), Comfort Functions, Comfort Menu, Comfort Operation (via Remote Control), Comfort Operation: Automatic Roof, Comfort Operation: Closing, Comfort Operation: Opening, Comfort Turn Signals (Cycles), Coming Home Activation Time, Coming-Home Time, Compass Zone, Complete Brake Pad Replacement Mode, Completely Flash, Component Protection (Vehicle Identification Number), Component Update Confirmation, Compressor Control Flap Basic Setting, Compressor Control In Efficiency Mode, Compressor

Magnetic Clutch Basic Setting, Compressor Run-In Blower Voltage Adaption, Compressor Run-In Time Adaption, Compressor Run-In, Compressor Run-In/Air Conditioning, Configuration, Confirmation Sound, Connected Gateway AUDIOPAR, Connected Gateway CARFINDER, Connected Gateway ECall Speaker, Connected Gateway ECALL, Connected Gateway EMOBILITY, Connected Gateway GEOFF, Connected Gateway Lineout, Connected Gateway Online, Connected Gateway OPR, Connected Gateway OTV, Connected Gateway RLU, Connected Gateway RSTH, Connected Gateway RTM, Connected Gateway RVS, Connected Gateway SA, Connected Gateway SVL, Connected Gateway VTS, Connected Gateway, Constant Damper Current Front Left, Constant Damper Current Front Right, Constant Damper Current Rear Left, Constant Damper Current Rear Right, Consumption Correction, Conti Debug Switch, Continuous Control Of Bypass Valve After Deactivation Of Heater, Control Module Address Reset, Control Module Temperature, Control Of Warning Light, Control Unit Run-On Time Adjustment, Controller Coding (07), Convertible Roof Actuation Counter Reset, Convertible Roof Denormalisation, Convertible Top Hydraulic Pump Actuation Test, Convertible Top Latch Actuation Test, Coolant Bypass Valve Basic Setting, Coolant Circulation Pump Overshoot Time, Coolant Circulation Pump, Overload Time, Coolant Circulation Pump, RPM, Coolant Temperature Calibration, Coolant Valve Adaption, Cooling Output Test, Cooling System: Bleeding, Cooling System: Filling And Bleeding, Correction Factor Consumption And Operating Range Electric, Correction Factor Consumption And Operating Range Gas, Correction Factor Consumption And Operating Range, Correction Value LED Dimming, Counter For Inconsistent Conditions, Counter Reset For Refrigerant Loss Detection, Counter Sporadic MOST Open Circuit, Country Setting, Country Version Encoding, Country, Crankshaft Trigger Wheel: Adapting, Crash Data Nad Reset, Cruise Control Operating Unit: Activation, Curve Light Offset Left, Curve Light Offset Right, Cycle Time For Voltage Monitoring During Sleep Mode, Cyclic Interior Scan During Clamp 15 On, Cylinder Pressure Sensors Adaptation Reset, Date (Day/Month), Date (Year), Date Day, Date Month, Date Year, Day Counter, Daytime Running Lights Dimming (Fog Lights), Daytime Running Lights Dimming (High Beam), Daytime Running Lights Dimming (Low Beam), Daytime Running Lights, Deactivate Display, Deactivate ESP System/Function Test, Deactivate Factory Mode, Deactivate Gateway Ctrl. Unit Transport Mode, Deactivate Juvenile Protection, Deactivate Service Mode, Deactivate shipping mode, Deactivating Static Top Speed Limitation, Deactivation Heating Setting, Deactivation Of Longitudinal Acceleration Sensor, Deactivation Temperature For Solar Roof, Deactivation Time Vip Sliding Door, Debounce Time Detection, Debounce Time Driver Presence, Debounce Time Reverse Gear Detection, Defuel Threshold, Delay Time Alarm Activation, Delay Time Crash Unlocking, Delay Time For Undervoltage Detection Active Heater, Delay Time Terminal 15 S Shut Down After Leaving Vehicle, Delay Time Terminal 15 S Shut Down By BEM, Delay Time Threshold For Reset Of Running Information To Engine, Delay Time, Delay Timer Before ECU Goes Off, Delayed Accessory Power After Clamp 15 Off Com, Delayed Accessory Power After Clamp 15 Off Edge, Delayed Accessory Power After Clamp 15 Off, Delete Bluetooth Handsets Learnt, Delete Bluetooth Mobile Phones Learnt, Delete Commonness Counter For Start/ Stop, Delete Error Memory Dev, Delete fault memory, Delete Iccpd Error Memory, Delta Value LED Dimming Curve First Point 40 Percent Dimming, Delta Value LED Dimming Curve Forth Point 100 Percent Dimming, Delta Value LED Dimming Curve Second Point 60 Percent Dimming, Delta Value LED Dimming Curve Third Point 80 Percent Dimming, DeNOx Service Regeneration During Drive, DeSOx Service Regeneration During Drive, Desulphurisation Nox Storage Catalyst Bank 1, Development Function Deactivation, Development Test Mode, Diagnostic: Wait Time After Power On, Diesel Particle Filter (DPF) Replacement, Diesel Particle Filter (DPF) Service Regeneration, Diesel Particulate Filter Adaption, Diesel particulate filter regeneration run, Diesel Particulate Filter Regeneration: Static, Diesel Particulate Filter: Resetting, Diesel Particulate Filter: Write Configuration, Differ. Pressure Sensor Adjustment (bank 1), Differ. Pressure Sensor Adjustment (bank 2), Differential Pressure Sensor Adaption, Differential Pressure Sensor Zero

Compensation, Dim Value Light Module 2, Dimming Coefficient Green Functional Illumination For Operating, Dimming Coefficient Red Functional Illumination For Operating U, Direct Test Mode Input, Directional Stability Correction Offset Value, Disable 48V System Locking After Crash, Disable High Voltage System Locking After Crash, Disable Of Particulate Filter Regeneration, Disengagement Clutch Actuator Adaption Current Distance Line, Display Calibration, Display Correction Consumption And Range, Display Correction Fuel Gauge, Display Duration Emergency Off, Display Duration Error Mode 2 SPN, Display Duration Please Engage P, Display Fade Down, Display Illumination Test, Display Time Splash Screen, Distance (in 10km), Distance Impulse Number, Distance Impulse, Distance Since Inspection, Doorknob Contact Sensor Disconnecting Time, Dosage Pump CO2 Volume Adjustment, Download Eem, DPF Regeneration While Driving, DPF Regeneration Whilst Driving, DPF Service Regeneration, Drain Fuel System, Drain Fuel Tank, Draining Fuel Tank, Draq Torque Detection, Drive Select Standard Setting (Key 1), Drive Select Standard Setting (Key 2), Drive Select Standard Setting (Key 3), Drive Select Standard Setting (Key 4), Driver Steering Recommendation (DSR), Driving Follow Up Time, Driving Profile For Distance To Empty Calculation CNG, Driving Profile For Distance To Empty Calculation LPG, Driving Profile For Distance To Empty Calculation, Driving Profile Selection 01, Driving Profile Selection 02, Driving Profile Selection 03, Driving Profile Selection 04, Driving School Function/Time Display, Driving School Pedal Buzzer Adaption, DS Parameters, Duration A CAN Wake Up For Engine ECU Wake Up, Duration For Basic Setting Of Compressor Running In, Duration Maneuver Situation, Duration Of Quitting Signal For Programming Interstop, Duration Of Warning Signal For Activation At Low Voltage, Duration Of Warning Signal For Automatic Mode, Duration Of Warning Signal For Blocking Detection, Duration To ZAT Continuous Actuation Detection, Duration To ZAT Multi Actuation Detection, Duration ZAT Debounce, DVD Regional Code, DWA Driver Door Opening Alarm Delay Adjustm., DWA Interior Monitor Sensitivity Adjustment, DWA Interior Monitoring Data Set Development, DWA Primed Feedback Adjustment, DWA Tilt Sensor Sensitivity Adjustment, Dynamic Control Strategy, Dynamic Power Buffer, Dynamic Start of Injection Adjustment, Dynamic Steering Recommendation, Early Summer Time Sunday, EASS, EC Interior Mirror Turn Down, Ecall Auto Dial Attempts, Ecall Automatic Crash Notification Phone Number 1, Ecall Automatic Crash Notification Phone Number 2, Ecall Call Back Delay, Ecall Delay Time, Ecall Dial Duration, Ecall Manual Dial Attempts, Ecall Test Number, ECU 2 Adjustment After Replacement, ECU Adjustment After Replacement 2, ECU Adjustment After Replacement Initialization Of Oxidation Ca, ECU Adjustment After Replacement Initialization Of SCR Catalyst, ECU Adjustment After Replacement, ECU Adjustment Ash Mass, ECU Adjustment Thermal Aging Of Catalytic Converter, ECU D, ECU Serial Number, ECU W, EEM Additional Components, EEm Power Management, EEPROM Address, EEPROM Output, EEPROM Writing Of Basic Adjustment Data, Egr Control Unit Low Pressure: Adapting, EGR Low Pressure Valve Reset, Egr Low-Pressure Diff. Press. Sensor: Adapting, Egr Valve Basic Setting (bank 1), Egr Valve Basic Setting (bank 2), EGR Valve Reset, EJECT Button Disable Adjustment, Ejection Lock, Electric Drive Assembly Serial Number, Electric Drive Engine Code Letter, Electric Drive Motor Serial Number, Electric Fuel Pump Control Basic Setting, Electric Power Steering: Configuring, Electric Power Steering: Encoding, Electrical Pump 3 For Transmission Function Test, Electrical System Reset Configuration, Electrically Adjustable Steering Column Easy Entry, Electrically Adjustable Steering Column Soft Stop, Electro Mechanical Parking Brake Deceleration Level, Electromechanical Parking Brake Operational Test, Electronic Brake Booster Bleeding, Electronic Fuel Pump Threshold Amount Of Fuel In Chamber, Electronic Fuel Pump Threshold For Activation Time Active Heate, Electronic Fuel Pump Threshold For Activation Time Before Heati, Electronic Fuel Pump Threshold For Maximum Remaining Time Witho, Electronic Stability Program: Activate Brake Dynamometer Mode, Electronic Steering Column Lock (ESCL) Vehicle Data learning, Electronic Throttle (Kick-Down Adaptation), Electronic Throttle (Throttle Body Adaptation), EM Heating Power Quota Adjustment, EM Nominal Voltage Limitation Low Beams, EM Requirement

Cyclic Time Voltage Measurement, Emergency Battery, Emergency Braking Intensity, Emergency Call 1 Roaming, Emergency Call 1, Emergency Call 2, Emergency Call Autorepeat, Emergency Call SMS 1, Emergency Call System: Resetting After Replacement Of The Compo, Emergency Call Test Number EU ECall, Emergency Call Test Number, Emergency Number, EMF Opening Mode Adjustment, Emission Reduction (EVAP Valve Test), Emission Reduction (Exhaust Gas Recirculation), Emission Reduction (Leak Diagnostic System), Emission Reduction (Secondary Air Injection: Bank 1/3), Emission Reduction (Secondary Air Injection: Bank 2/4), Enable / Disable. Oil Pressure For Engine Run, Enable Control Unit, Enabling Code For Vehicle Tracking System, Encoding Of Retrofitted Components, End Of Summer Time Month, End Of Summer Time Sunday, End Stop Closed Check, End Stop Opened Check, Energy Management Shut-Off Priority Counter, Energy Management Static Current Stage, Engine Control Unit: Activate/deactivate Increased Engine Oil P, Engine Control Unit: Reset Start/stop Data, Engine Coolant Temperature Adjustment For Preheater, Engine Cooling (Map Cooling), Engine decoupler close, Engine decoupler open, Engine Management Adaptation Values Reset, Engine Run Oil Pressure, Engine Temperature Management Basic Setting, Engine Type Adaption, England ROW DWA Alarm Signal Adjustment, Enhancement function encoding, Environment Scan Cyclic Step1, Environment Scan Cyclic Step2, Environment Scan Duration Step1, Environment Scan Duration Step2, Environment Scan Level Bem, Environment Scan Responselevel Reduction, Environment Scan Start Delay Time, EOL Quickstart Actuator Test 1, EOL Start-Up SCR Metering Quantity Test, EPS Performance Requirement New, ERA GLONASS System Identification, Erase Counter For Start And Stop Processes, Erase Error Table, Erase Start/Stop Static Memory, Erase Start/Stop Statistic Memory, Error Mask 1, Error Mask 2, Error Mask 3, Error Mask, ESI Maximum Mileage To Next Service, ESI Maximum Time To Next Service, ESI Mileage Since Last Service Event, ESI Minimum Mileage To Next Service, ESI Minimum Time To Next Service, ESI Oil Thermal Wear, ESI Soot Contamination, ESI Time Since Last Service Event, ESP steering wheel angle sensor adaptation, ESP-Data (Brakes), ESP-Data (Powertrain), EU ECall Test Mode Trigger Counter, EU ECall Test Mode Trigger Timer, Evac And Fill Byte, Evaporative Emission Control Functional Test, Evaporative Emission Control Regenerat. Valve, Excessive Temperature Counter Write Reset, Exh. Gas Turbocharger Control Motor Adap., Exhaust flap adaption, Exhaust Flap: Resetting, Exhaust Gas Recirculation (EGR) Low Pressure Valve Adaptation, Exhaust Gas Recirculation (EGR) Low Pressure Valve, Exhaust Gas Recirculation (EGR) Valve Adaptation, Exhaust Gas Recirculation (EGR) Valve Alignment, Exhaust Gas Recirculation (EGR), Exhaust Gas Recirculation Adjustment Adapt., Exhaust Gas Recirculation Adjustment, Exhaust Gas Recirculation Control Unit: Cleaning Test, Exhaust Gas Recirculation Flap Adaptation, Exhaust Gas Recirculation Valve Adaptation, Exhaust Gas Recirculation Valve Basic Setting, Exhaust Gas Temperature Sensor Test, Exhaust Gas Turbocharger Reset, Exhaust Pressure Control Motor Adaptation, Extended Electronic Differential Lock (XDS), External AUX Input Volume Adjustment, External Noise Volume Adjustment, External SIM Card Reader Name, Factory Mode, Factory Reset, Fan Functional Test, Fast Adaption, Fastadaption Twin Clutch, Fatigue Detection / Rest Assist, Fatigue Detection/Break Recommendation, Field Test Mode Time, FIX Maximum Distance To Next Mileage Based Service Event, FIX Maximum Time To Next Time Based Service Event, FIX Mileage Since Last Mileage Based Service Event, FIX Resetvalue Distance To Next Mileage Based Service Events, FIX Resetvalue Time To Next Mileage Based Service Events, FIX Time Since Last Time Based Service Event, Fixed Service Interval Adjustment, FLA Bi Xenon HL Output Sensitive, FLA Delay Front Light FRTB, FLA Delay Front Light Non-FRTB, FLA Delay Taillight Overtake, FLA Delay Taillight, FLA Fading Off Threshold, FLA Halogen HL Output Sensitive, FLA Taillight Output Sensitive, FLA TL FRTB Delay, FLA TL FRTB Possible Delay, FLA Two State Off Threshold, Flap Motors Address Lookup/Initiation, Flex ECU Serial Number, Flex Test Trace, Flexible Service Interval Adjustment, Flexible SID Adaption (Diesel), Flexible SID Adaption (gasoline), Fog Light Cold Diagnosis, Footwell Illumination Adaption, Footwell Lighting Dimming (With Open Door), Footwell Lighting

Dimming (with Terminal 58d), Footwell Lighting Dimming, Force Auto Adjust, Forced Change-Up Adjustment, Fr. Left Seat Heating Memory Function Setting, Fr.right Seat Heating Memory Function Setting, Fragrancing System Replacing Cartridge In Aroma Receptacle 2, Fragrancing System Replacing Cartridge In Aroma Uptake 1, Friction Coefficient Grade EOL, Front And Rear Control Motor Basic Settings, Front Axle SPECIFIED Pressure Comfort, Front Axle SPECIFIED Pressure Fully Loaded, Front Axle SPECIFIED Pressure Partially Loaded, Front Axle SPECIFIED Pressure Standard, Front Buzzer Frequency, Front Buzzer Volume, Front Driver Airbag Deactivation, Front Driver Belt Tensioner Deactivation, Front Driver Head Airbag Deactivation, Front Driver Knee Airbag Deactivation, Front Driver Side Airbag Deactivation, Front Left Seat Heating Memory Function Setting, Front Passenger Airbag Deactivation, Front Passenger Airbag Shut-Off Switch Deactivation, Front Passenger Belt Tensioner Deactivation, Front Passenger Head Airbag Deactivation, Front Passenger Knee Airbag Deactivation, Front Passenger Side Airbag Deactivation, Front Windshield Heating Activation Time, Fuel High-Pressure System Reset, Fuel Injection (Fuel Pump Adaptation), Fuel Injection (Fuel Supply System), Fuel Injector Adaptation Value, Fuel Level Threshold For Deactivation Electroic Fuel Pump, Fuel Line Filling Setting, Fuel Low-Pressure Sensor: Resetting, Fuel Metering Unit Adjustment, Fuel Pressure Control Valve Adjustment, Fuel Pressure Regulator Valve Adaptation, Fuel Pressure Regulator Valve Reset, Fuel Pump Adaptation, Fuel Pump Adaption, Fuel Pump Alignment, Fuel Quantity Control Valve Adjustment, Fuel Supply Pump Activation, Fuel Supply System (Fuel Pressure Reduction), Fuel Supply System (Intake Runner Flap Adaptation: Bank 1), Fuel Supply System (Intake Runner Flap Adaptation: Bank 2), Fuel Supply System Diagnosis, Fuel Tank Capacity, Full Application Force For Auto Hold Up And Downhill Swell, Garage Door Opener Control Module, Garage Door Opener Country Setting, Garage Door Opener Distance From Target, Gasoline Particulate Filter Regeneration: Static, Gasoline Particulate Filter: Resetting, Gateway OBDC, Gateway: Check No-Load Current, Gateway: Configure Pause Recommendation, Gear Positioner Neutral Position, Gear Positioner Removal Position, Gear Selector Adaptation, Gearbox Neutral Position Switch Adaption, Generate Readiness, Generator Load Calibration, Generator Set Point Voltage Variable, Geofencing Position Timeout, Glass Variant, Glove Compartment Activation Time, Glowplug replacement, Gnss Data Rate, Gnss Min Elevation, Go To High Level And Deactivate Self-Levelling, Go To High Level, Go To Normal Level And Deactivate Self Levelling, Go To Normal Level With Narrow Control Tolerance, Go To Normal Level, Go To Preliminary Stage For Calibration In Production, Go To Preliminary Stage For Calibration In Service, Go to production reference level, GSM Antenna Switch Speed Delay, GSM Antenna Switch Speed Limit, GSM Antenna Switch Time Limit, GW Routing 0, GW Routing 1, GW Routing 2, GW Routing 3, GW Routing 4, GW Routing 5, GW Routing 6, GW Routing 7, GW Routing 8, GW Routing 9, Halogen Headlights, Hands Free Function, HBOT Parameters, Head Light Washer System Adaptation In Production Mode, Headlamp setting, Headlight Adjustment Position, Headlight Adjustment, Headlight Basic Setting, Headlight Position Learning, Headlight Washer Activation Delay, Headlight Washer Activation Time, Headlight Washer Activation, Heater Or Metering Pump Deactivation, Heater Start (Customer Service), Heater Unblock Setting, Heater Unlock, Heater Unlocking Setting, Heater/Air Conditioning, Heating For Production Setting, Heating for Service Setting, Hella Debug Switch, High Voltage Heater 2 Routine, Highbeam with Assistance Driving Light, Highway/Comfort Blinking, Hill Hold Assist (HHA), History Data Reset, HV Battery Charge, HV Battery Control Unit Initialization, HV Coordinator, HV Power Management, Hybrid To Start, Hydraulic Brake Assist (HBA), Hydraulic Brake Assistant (Special Methods 2), Hydraulic System Bleed, Hydraulic System Release Pressure, Hydraulic Test, Hydraulic Unit Disconnecting Valve Adjustment, Hydraulic Unit Intake Valve Adjustment, Idle Speed Adjustment, Idle Stabilization Deactivated / Active Charcoal Valve Closed, Ignition (Knock Sensor Test - Short Trip), Ignore Compressor Shut-Off Via Engine Control Module, Illumination Card Reader, Immobilizer (Key Adaptation), Immobilizer (Key Learning), Immobilizer (Vehicle Data Learning), Immobilizer Status,

Inclination Sensor Sensitivity, Inclination Sensor Threshold, In-Cylinder Flow Flap 1 Basic Setting, In-Cylinder Flow Flap 2 Basic Setting, Individually Adjustable Top Speed Limit, Individually Adjustable Top Speed Limitation, Info Menu Display Time Adjustment, Information Signal Back, Information Signal Front, Infotainment CAN-Databus, Init E Range Calculation, Init E Range Standard Value, Initialisation, Initialization Accumulator, Initialization Brake Booster, Injector Adaptation, Injector Adjustment (bank 1), Injector Adjustment (bank 2), Injector Buzz Test, Injector Calibration (Cylinder 1), Injector Calibration (Cylinder 2), Injector Calibration (Cylinder 3), Injector Calibration (Cylinder 4), Injector Calibration (Cylinder 5), Injector Calibration (Cylinder 6), Injector Encoding, Injector Reset, Injector Zero Quantity Calibration Reset, Inlet Camshaft Timing Control (bank 1), Installation Dynamic Chassis Control (DCC), Installation Lane Assist, Installation Park Steer Assist (PLA), Installation Park Steer Assist, Instrument Cluster Display, Insufficient Voltage Threshold, Insufficient Voltage Time Threshold, Int Mem Transmit Attempts, Int Mem Transmit Interval, Intake Camshaft Adjustment Bank 1, Intake Manifold Runner/Motor Adaptation, Intake Manifold Runner/Motor Reset, Interior Monitoring Data Set, Interior Monitoring Sensitivity, Interior Monitoring, Interior Scan: Deceleration After Comfort Closing, Interior Scan: Max Engine Speed For Standing Engine, Interior Scan: Opening Threshold Sliding Roof, Interior Scan: Opening Threshold Window Lifter, Interior Scan: Speed Threshold, Interior Scans Clamp 15 Break At Active Message, Interior Scans Clamp 15 Retry At Active Message, Internal, Interval Display Service: Resetting, Invalid Position Threshold, Kerb Parking Distance Adjustment, Key FOB Clearing, Key FOB Matching, Key Identification Transponder ID, Key Minder: Delay Reunlocking Tailgate, Key Minder: P Keyless Event Search Holding Time, Key Minder: P Keyless Event Search Retries, Key Position Locating, Keyless Locking Optical Feedback, Keyless Unlocking Optical Feedback, Kick-Down Adaptation, Kiss Point Basic Setting, Knockout Test Mode, Knockout Timer, Knockout Tmr, Lambda Control (Aging Check: Bank 1 Sensor 3), Lambda Control (Aging Check: Bank 1/2 Sensor 1), Lambda Control (Aging Check: Bank 1/3 Sensor 2), Lambda Control (Aging Check: Bank 2 Sensor 1), Lambda Control (Aging Check: Bank 2/4 Sensor 2), Lambda Control (Catalytic Conversion Test Bank 1), Lambda Control (Catalytic Conversion Test Bank 1/2), Lambda Control (Catalytic Conversion Test Bank 2/4), Lambda Control (Catalytic Converter Thermal Diagnosis Bank 1), Lambda Control (Delta Lambda Bank 1/3), Lambda Control (Delta Lambda Bank 2/4), Lambda Control (Sensor Exchange), Lambda Control (Sensor Readiness - After Catalyst), Lambda Control Shut-Off, Lambda Sensor Adjustment, Lambda Sensor Ageing (B2 S1) Function. Test, Lambda Sensor Ageing (B2 S2) Function. Test, Lambda Sensor Ageing (B2, S1) Function Test, Lambda Sensor Ageing (b2, S1) Function. Test, Lambda Sensor Ageing (B2, S2) Function Test, Lambda Sensor Ageing (b2, S2) Function. Test, Lambda Sensor Ageing Bank 1 Sensor 1, Lambda Sensor Ageing Bank 1 Sensor 2, Lambda Sensor Ageing Bank 1, Sensor 1, Lambda Sensor Ageing Bank 1, Sensor 2, Lambda Sensor Reset, Language, Lat. Accel. Sensor Zero Pos. Calibration, Launch Control Counter Write Reset, Leak Diagnostic And Secondary Air Injection, Leakage Test Hydraulic Unit Engine Decoupler, Leakage Test, Learn Vehicle Identification Number (VIN), Learned Values (Vehicle Data), Learned Values Reset, Learning Of Info On Control Units Fitted, Leaving Home Activation/Deactivation, Leaving Home Time, Leaving Warning Delay, Leaving-Home Time, LED Dimming Curve First Point 20 Percent Dimming, Left Front Wheel/Height Calibration, Left Rear Wheel/Height Calibration, Level Control System Deactivation / Jack Mode, Lf Shutdown Timeout 2nd Operation, Life Cycle Data Network Access Device Read, Life Cycle Data Network Access Device Reset, Life Cylce Data 81 Reset, Light Configuration Externally Rear, Light Configuration Other, Light Configuration Outer Front, Light, Limit Of Cyclizations Request Battery Service, Lin Bus 1 Control Motor Adaption, Lin Bus 2 Control Motor Adaption, Line Filling Duration, Line Filling Enabling, Load Compartment Cover Basic Setting, Lock Blink, Lock Horn, Lock Transmission Hydraulic Pump, Locking Con?rmation (Key Switch), Locking Con?rmation (Remote Control), Locking for Coding/Flashing, Locking Range Offset Upper Stop, Locking With Key Switch Optical Feedback, Locking With Remote Control Opt. Feedback, Log

in(11) Adaptation(10), Log-in(11) Basic Settings(04), Log-in(11) Controller Coding(07), Log-in(11) or Coding II(11), Long Average Ambient Threshold TLAA, Long Average Time Constant TCLAA, Longit. Accel. Sensor Zero Pos. Calibration, Loudness Actuator For Exterior Noise Uds, Loudness Actuator For Structure Borne Sound, Low Beam Response (Terminal 15), Low Beam Response, Low Confidence Threshold, Low Voltage Shut-Off, Lower Locking Range, Lower Speed Threshold For Immediate Main Beam Off, Lower Speed Threshold For Main Beam Off, Lower Speed Threshold For Main Beam On, LP - Exhaust Gas Recirculation Basic Setting, LP-EGR Diff. Press. Sens. Home Setting, Luggage Compartment Cover Adjustment Track Tolerance, Luggage Compartment Cover Block Counter Tolerance, Luggage Compartment Cover Count Foreblock Runs, Luggage Compartment Cover Maximum Count Block Runs, Luggage Compartment Cover Reset Normalisation, Luggage Compartment Cover Test Run, LWR Offset Left, LWR Offset Right, Magnetic clutch adaption, Main Beam Assist Calibration, Manual ECall Cancellation Time, Manual ECall Trigger Time, Manual Regeneration Of Diesel Particulate Filter During Drive, Manual Regeneration Of Diesel Particulate Filter, Manual Test Of EGR Low Pressure Filter, Manual Test Of Exhaust Gas Flap, Manual Test Of Low Pressure EGR Valve, Manufacturer Specific Connect App Screening, Matching The ECU To Fuel Type (Gasoline Or Diesel), Matrix Headlamp General Dimming, Matrix Headlamp Steering Angle Control, Max Short Average Time Constant TCSAAMax, Maximum Compressor Speed At Speed Less Than 15 Km H, Maximum Gateway Response Time, Maximum Mileage to Service, Maximum Speed Limiter, Maximum Time to Service, Maximum Vehicle Speed, MCTX Pause For Go / Key Minder, MCTX Pause For Go Authentication, MCTX Pause, MCTX Settling Phase, Mechatronic Identification, Media Country Code HMI, Media Country Code, Media Device Basic Volume, Media Play Volume Adjustment, Menu-Driven Configuration, Metered Quantity Measurement/Large Quantity, Metered Quantity Measurement/Small Quantity, Metering Pump Activation, Microphone Sensitivity Adjustment, Microphone Sensitivity, MIL Enabling, Mileage (Since Service), Mileage Data Adjustment, Mileage, Mileage/Odometer, Min Receptiontime Vit, Min Time For Terminal 50 Request, Minimal Opening Angle Of Flaps, Minimum Holdtime Ak, Minimum Mileage to Service, Minimum Time to Service, Mirror Heating Activation Time, MMI Display Time During Rear Zone Adjustment, MMI Display Time For Quadrologic Functions, MMI Display Time For Temperature Adjustment, Mobile Country Code, Mobile Phone Network Provider Customer Paid, Mobile Phone Network Provider, Most Ring Break Detection, Mounting Parts, Mounting Position Calibration SC, Mounting Position Calibration, Move Display To Service Position, Move Gear Positioner To Neutral Position, Move Gear Positioner To Removal Position, Moving Indicator Threshold, Multi Contour Approach Hysteresis Target Pressure Starting, Multi Contour Error Memory Allocation MSG, Multi Contour Seat Additional Functions Adaptation, Mute Delay, Muting Characteristics Adjustment, MVK, NAR Parking Light Deactivation, Natural Gas Pressure Reduction, Navigation System Calibration Reset, Navigation System Volume During Voice Control, Near Field Communication Control Module 1, Near Field Communication Control Module 2, Near Field Communication Control Module 3, Neutral Position Sensor Adaptation, Neutral Position Sensor Adapting, New DPF Reset Adaptation Values, New DPF, Reset Adaptation Values, NFA Supplier LRD, NFC FS Debug Switch, NFC MiKo Debug Switch, NFC Rear Debug Switch, NightVision Video Image Shift, No-Load Current Test, Nominal Pressure Line Choice At EOL, Nominal Voltage Dimming, Normalization, NOX Sensor Offset, Nox Storage Catalyst Bank 1, NOx Storage Catalytic Converter Regeneration While Driving, Null Balance Seat Occupied Recognition, Null Balancing Steering Wheel Angle Sensor, Number Of Multiple ZAT Activations To Emergency Shutoff, Number Of Navigation Destinations, Number Of Recharge On Demand, Number Of Simultaneously To Be Adapted Keys, Number Of Street Light X16 Highway, Number Of Street Light X16 Village, Number Of Tones For Tone 3, Number Of ZAT Activations To DTC, NV Power Management, OBD Channel, Occupant Detect System, Off Timer Inside Light Module 2, Off Timer Inside Light, Offset Maximum Programmable Opening Stop, Oil Ash Volume (ECM Replacement), Oil Life Reset, Oil Minimum Detection, Oil Pressure Regulation

Switching Test, Oil Quality, Oil Temperature/Level Sensor Installation, On Board Data Collector Block 1, On Board Data Collector Block 2, On Board Data Collector Block 3, On Board Data Collector Block 4, On Board Data Collector Block 5, On Board Data Collector Block 6, On Board Data Collector Block 7, Onboard Data Collector Initialisation, Online Remote Update Software Consistent Check, Online Service Back End CAI Event Request URL, Online Service Back End CSM Request URL, Online Service Backend Primary Hostname, Online Service Backend Secondary Hostname, Open and Close Parking Brake Pistons, Open Coupling For Car Manufacture, Open Rear Parking Brake (Prior Pad Change/Repair), Open Up Display, Opening Height Limit Production Mode, Operating And Display Unit 1 Proximity Sensor Basic Adaptation, Operating Element Illumination Test, Optical Illustration, Optical Performance, Options, Outside Temperature Threshold For Activation Of PTC Auxiliary H, Overboost (OB)/Overload Operation, Overshoot Time Additional Heating, Oxidation Catalytic Converter Adaption, Oxidation Catalytic Converter: Resetting, P A Debouncing Brake Gearbox Can, P A Limit Message Counter, P A Protocol Error Max, P Damping Display, P Dimming Default Pwm, P HMI Display, P K I Offset, P K I, P K P, P N Error P Locked, P Performance Lrh, P Pwm Lrh, P S NWDF Spg, P T Blinker Err Alarm Clock Hanging Off, P T Blinker Err Flashing Horn Hangs On, P T Blinker Err Gra Hangs Off, P T Blinker Err Gra Hangs On, P T Blinker Err Unplausible, P T Debounce Time Overvoltage, P T Debounce Time Undervoltage, P T Debouncing P Unplausible, P T Debouncing Ride, P T Detection Ride, P T Dimming Caster, P T Err Plaus, P T Ezs Debounce, P T Ezs Err Unplausible, P T Fas Debounce, P T Gra Ea Error, P T Gra Lever Debounce, P T Gra Lever Err El Interruption, P T Gra Lever Err El Short Circuit, P T Gra Lever Err Gra Hangs Off, P T Gra Lever Err Gra Hangs On, P T Gra Lever Err Unplausible, P T Gra Tip, P T Horn Debounce, P T Horn Err Horn Hangs Off, P T Horn Err Horn Hangs On, P T Horn Err Note, P T Horn India Debounce, P T Indicator Gra Debounce, P T Limit V, P T Lin Err Kl15mfl Short Circuit Off, P T Lin Err Kl15mfl Short Circuit On, P T Lin Err Short Circuit, P T Lin Sleepframe Kl15 Off, P T Lrh Interruption Debounce, P T Lrh Regulator I Factor, P T Lrh Regulator I Offset, P T Lrh Regulator P Factor, P T Lrh Regulator Temp Request 1, P T Lrh Regulator Temp Request 2, P T Lrh Regulator Temp Request 3, P T Lrh Short Circuit Debounce, P T P Locks Debounce, P T P Locks Err El Short Circuit, P T P Locks Err Unplausible In Parking Position Off, P T P Locks Err Unplausible In Parking Position On, P T P Locks Err Unplausible Off, P T P Locks Err Unplausible On, P T Plaus Start, P T S Contact Caster, P T Start Delay Lin Kom, P T Target 0, P T Target 1, P T Target 2, P T Turn Signal Blocking Time, P T Turn Signal Debounce, P T Turn Signal Err El Break, P T Turn Signal Err El Short Circuit, P T Turn Signal Err Flashing Horn Hangs Off, P T Turn Signal Err High Beam Hangs Off, P T Turn Signal Err High Beam Hangs On, P T Turn Signal Err Wake-Up Contact On, P T Voltage Lower Threshold Funct, P T Voltage Lower Threshold, P T Voltage Upper Threshold Funct, P T Voltage Upper Threshold, P T Washing Front Bew, P T Wiper Debounce, P T Wiper Err El Interruption, P T Wiper Err El Short Circuit, P T Wiper Err Interval Poti Hangs Off, P T Wiper Err Interval Poti Hangs On, P T Wiper Err Mfa Hangs Ein, P T Wiper Err Mfa Hangs Off, P T Wiper Err Swipe Hangs Off, P T Wiper Err Swipe Hangs On, P T Wiper Err Unplausible, P T Wiper Err Washing Hangs Off, P T Wiper Err Washing Hangs On, P T Wiper Interval Debounce, P T Wiper Winter Position, P T Zss Err Interruption, P T Zss Err Short Circuit A, P T Zss Err Short Circuit Off, P Temp Steering Wheel Heating Off, P Time Temperature Static Lrh, P W Brightness Factor, P W Dimming Offset, P W Limit Detected Mfl Type, P Wash Warning, Pad Thickness, Pairing Process Sim Card Reader, Parameter Animation, Parameter Climatic Comfort For Start / Stop Function, Parameter Defogging For Start / Stop Function, Parameter Evaporator Dew Point Sailing Function, Parameter Group 1, Parameter Group 10, Parameter Group 2, Parameter Group 3, Parameter Group 4, Parameter Group 5, Parameter Group 6, Parameter Group 7, Parameter Group 8, Parameter Group 9, Parameter Hmi, Parameter Read Adaptation, Parameters Water Mass Sailing Function, Parental Management Level Reset, Parking Aid Deactivation Speed, Parking Brake Function Test, Parking Brake Initialisation, Parking Brake Release (Brake Pedal), Parking Brake Release (Message),

Parking Brake Release (Seatbelt), Parking Steering Assistant Cut-In Speed Adj., Partially Activated Engine For Automatic Trans Fluid Change, Particulate Filter Regeneration, Passenger Detection Multi Contour Seat, Passenger Seat Occupation Recognition Sensor Deactivation, Passive Entry Exit: Control By Pulling The Door Handle During A, Passive Entry Exit: Entry Request E Sliding Door Active Time, Passive Entry Exit: Minimum Activity Time Locking Sensor, Passive Entry Exit: PARA T TIMOUT PROXIMITY ENTRY, Passive Entry Exit: T ACT OP 2, Password Customer Paid Connection, Path, Pdm Defragmentation, Personalization (Key 1), Personalization (Key 2), Personalization (Key 3), Personalization (Key 4), Personalized Settings User Account 1 Name, Personalized Settings User Account 1, Personalized Settings User Account 2 Name, Personalized Settings User Account 2, Personalized Settings User Account 3 Name, Personalized Settings User Account 3, Personalized Settings User Account 4 Name, Personalized Settings User Account 4, Personalized Settings User Account 5 Name, Personalized Settings User Account 5, Personalized Settings User Account 6 Name, Personalized Settings User Account 6, Personalized Settings User Account 7 Name, PLA Dev Msg, PLA Minimum Speed Limitation, Platform Identification, Plausibility Limit Suspended HKIT, PMS CL Address, Pnc Create Vehicle Cert Res, Pnc Delete Contract Req, Pnc Delete Vehicle Key Pair Req, Pnc Diagnostic Push Ack, Pnc Install Contract Req, Pnc Install Root Certificate Container Req, Pnc Report Unknown Root Cert Ack, PODS Rezero, PODS Serial Number Adjustment, Position Distance, Post Test Registration Time, Potentiometer And Flap Alignment, Potentiometer Flap Motor Alignment, Power Adjustable Steering Column Control Module Basic Setting, Power Flow Interrup. When Stationary Adjustm., Power Latching Test Run, Power Steering Control Module Adaptation, Power Sunroof Control Module Basic Setting, Powertrain CAN-Databus, Pre-Glow Period, Pretensioner Left Serial Number, Pretensioner Right Serial Number, Production Date Transmission, Production Diagnostics, Production Mode, Production Process Data 1, Production Process Data 2, Production Process Data 3, Production Routine Blower Regulation, Production Routine Blower Voltage, Production Routine Nominal Temperature Inside, Production Routine Rear Blower Voltage, Program Interstop, Program Remote Control, Program Sensor Code, Programming Data Pretensioner 2nd Row Left, Programming Data Pretensioner 2nd Row Right, Programming Data Pretensioner Left, Programming Data Pretensioner Right, Programming Trailer Coupling, Protection CAN Wakeup, Protection Function, Protection RH850 WakeUp, Proximity Sensor: Comfort Exit Enlargement, Proximity Sensor: Duration Of Proximity Signal, Proximity Sensor: Lower Limit Proximity Pulse, Proximity Sensor: Lower Limit Pulse, Proximity Sensor: Max Vehicle Speed For A Standing Vehicle, Proximity Sensor: Max. Intermission Length Diagnostic, Proximity Sensor: Max. Length Of Diagnostic Pulse, Proximity Sensor: Max. Length Of Entry Pulse, Proximity Sensor: Max. Length Of Exit Pulse, Proximity Sensor: Max. Length Of Signal Hall Sensor, Proximity Sensor: Max. Pulse Length Of Proximity Pulse, Proximity Sensor: Max. Pulse Length, Proximity Sensor: Max. Signal Length, Proximity Sensor: Max. Tolerance Data Bit Length, Proximity Sensor: Min Vehicle Speed For A Driving Vehicle, Proximity Sensor: Min. Engine Speed For A Running Engine, Proximity Sensor: Min. Length Of Diagnostic Pulse, Proximity Sensor: Min. Length Of Entry Pulse, Proximity Sensor: Min. Length Of Exit Pulse, Proximity Sensor: Min. Tolerance Data Bit Length, Proximity Sensor: SP X2, Proximity Sensor: SP X3, Proximity Sensor: SP X4, Proximity Sensor: SP X5, Proximity Sensor: SP X6, Proximity Sensor: SP X7, Proximity Sensor: Time Power On, Proximity Sensor: Timer Value For Exit Reverse Option BCM: Par, Proximity Sensor: Timer Value For Exit Reverse Option, Proximity Sensor: Turn Off Limit From Battery Manager, Proximity Sensor: Upper Limit Intermission Length, Pump Calibration, PWM To Level Scaling Factor Front, PWM To Level Scaling Factor Rear, Quantity Comparison, Quick Charging Of High Voltage Battery, Quick Quiescent Current Analysis, Quickstart - Adaptation Pressure Characteristic Engine Decouple, Quickstart - Adaption Boost Pressure Actuator, Quickstart - Adaption of Exhaust Gas Recirculation Valve, Quickstart - Adaption Of Intake Manifold Runner Flap Bank 1, Quickstart - Adaption Of Intake Manifold Runner Flap Bank 2, Quickstart

Adaption of turbo charger, Quickstart - Automated Boost Control, Quickstart - Automated exhaust gas recirculation, Quickstart - Bank Balancing, Quickstart - Blocked Catalyst, Quickstart - Boost Pressure Actuator, Quickstart - Brake Booster Pump, Quickstart - Camshaft Position Diagnostics, Quickstart - Catalyst Conversion Capability Bank 2, Quickstart - Catalyst Conversion Capability, Quickstart - Catalytic Converter Regeneration, Quickstart - Check Cylinder Balancing, Quickstart - Check Deactivating Of Sail Function, Quickstart - Check Diesel Particulate Filter Missing Substrate, Quickstart - Check Low Pressure EGR Cooling Efficiency, Quickstart - Check Oxidation Efficiency, Quickstart - Clutch Slip Point Adaptation Engine Decoupler, Quickstart - CNG Activation System Discharge, Quickstart - CNG Deactivation System Discharge, Quickstart - Cold Start Injector, Quickstart - Compression test 1, Quickstart - Coolant Valve For Gearbox, Quickstart - Cooling Valve, Quickstart - Crankcase Ventilation Test, Quickstart - Crankcase Ventilation Valve, Quickstart - Cylinder Pressure Sensor Check, Quickstart - Demount Friction Stuck Boost Pressure Actuator Test, Quickstart - Deviation Lambda Control CNG, Quickstart - Deviation Lambda Control, Quickstart - Diesel Particulate Filter, Quickstart - EGR Valve Cooler Bypass Valve, Quickstart - Electric Supercharger, Quickstart - Engine Shut-Off, Quickstart EOL Engine Speed Increase, Quickstart - EVAP Purge Valve 2, Quickstart - EVAP Purge Valve Functional Check, Quickstart - EVAP System Pressure Check, Quickstart - EVAP System Pressure Rough Leak Check, Quickstart - Exhaust Gas Recirculation Cooler Fouling Test, Quickstart - Exhaust Gas Recirculation, Quickstart - Fuel Injector Test, Quickstart - Fuel Supply System Test V2, Quickstart - Fuel Supply System Test, Quickstart - Fuel Tank Isolation Valve Functional Check, Quickstart - Fuel Trim Adaption Idle, Quickstart - Fuel Trim Adaption Intake Manifold Injection, Quickstart - Fuel Trim Adaption Part Load, Quickstart - Gasoline High Pressure Injection Test, Quickstart - Glow-plug control module, Quickstart - Governor Deviation Exhaust Gas Recirculation, Quickstart - Half Engine Mode, Quickstart - Heater Oxygen Sensor 1 Bank 1, Quickstart - Heater Oxygen Sensor 1 Bank 2, Quickstart - Heater Oxygen Sensor 2 Bank 1, Quickstart - Heater Oxygen Sensor 2 Bank 2, Quickstart - Individual Cylinder Lambda Adaption, Quickstart - Injectors Module 1 Idle Warm Test, Quickstart - Injectors Module 1 Idle Warm Up Test, Quickstart - Injectors Module 2 Injector Test, Quickstart - Intake Manifold Pressure Compensation, Quickstart - Intake Manifold Runner Flap Bank 1, Quickstart - Intake Manifold Runner Flap Bank 2, Quickstart - Intake Manifold Runner Flap, Quickstart - Kick Down Adaption, Quickstart - Knock Sensors, Quickstart - Manual Transmission Fluid Pump Test, Quickstart - Misfire Test, Quickstart - NOx Sensor 1 Test, Quickstart - NOx Sensor 2 Test, Quickstart - NOx Sensor Dynamic Test, Quickstart - NOx Sensor Test Modell Based, Quickstart - O2 Check For Oxygen Sensor, Quickstart - Open Circuit Adjustment Voltage, Quickstart - Open Circuit Test Power Electronics To Electric Mo, Quickstart - Open Position Check Boost Pressure Actuator, Quickstart - Oxygen Sensor Confusion (Left/Right Or Sensor2/3), Quickstart - Oxygen Sensor Front Offset Check Bank 2, Quickstart - Oxygen Sensor Front Offset Check, Quickstart - Oxygen Sensor Front Signal Dynamic Check Bank 2, Quickstart - Oxygen Sensor Front Signal Dynamic Check, Quickstart - Oxygen Sensor Heater Behind Cat, Quickstart - Oxygen Sensor Heater Gear, Quickstart - Oxygen Sensor Rear Oscillation Check Bank 2, Quickstart - Oxygen Sensor Rear Oscillation Check, Quickstart - Oxygen Sensor Rear Signal Activity Check, Quickstart - Oxygen Sensor Rear Signal Dynamic Check Bank 2, Quickstart - Oxygen Sensor Rear Signal Dynamic Check, Quickstart - Oxygen Sensor Rear Signal Responsetime Check, Quickstart - Oxygen Sensor, Quickstart - Oxygen Sensors And Catalyst, Quickstart - Parallel Fuel Trim And Mass Flow Adaption, Quickstart - Plausibility Air-Mass Sensor, Quickstart - Pre Fuel Pump (Short-trip), Quickstart - Pre Fuel Pump, Quickstart - Reductant System Consumption Monitoring, Quickstart - Reductant System Wrong Medium Detection, Quickstart - Replacement Of Turbocharger Actuator, Quickstart - Reset Of Adaption Values, Quickstart - SCR Complete System Test, Quickstart - SCR Efficiency Test, Quickstart - SCR Metering Quantity Test, Quickstart - Secondary Air System - Bank 2, Quickstart - Secondary Air System, Quickstart - Speed Increase Chassis System Bleeding, Quickstart - Summary Of

Testroutines For Production 1, Quickstart - Summary Of Testroutines For Production 2, Quickstart - Summary Of Testroutines For Production, Quickstart - Supercharger Regulation Flap Adaption, Quickstart - Throttleposition Adaption Bank 2, Quickstart - Turbo Charger Bypass Valve, Quickstart - Turbo Charger, Quickstart - Turbocharger Turbine Inlet Actuator, Quickstart - Turbocharger Wastegate Actuator, Quickstart - Variable Intake Manifold / Variable Resonance, Quickstart - Variable Valve Timing Inlet Bank 2, Quickstart - Ventilate Coolant Circuit, Quickstart - VVLI Functional Check, Quickstart - VVT Response/Stuck Check - Inlet, Quickstart - VVT Response/Stuck Check - Outlet, Quickstart - Warm-Up Procedure 1, Quickstart - Warm-Up Procedure 2, Quickstart - Warm-Up Procedure 3, Quickstart - Warm-Up Procedure 5, Quickstart - Warm-Up Procedure 6, Radiator Blind Adaptation, Radiator Blind Basic Setting, Radio Sender Transfer Setting, Rain/Light Sensor Setup, Rain/light Sensor: Adapting, Range Estimation, Read And Write Of Oil Aging Values, Read Injector Code, Read Injector Codes, Read Write History Data E Machine, Read Write History Data Inverter, Readiness Code (Automatic "End Of Line" Check), Readiness Test, Reading / Reset Of Electrical Charger Cycle Data, Reading / Reset Of Particulate Filter Statistics, Readout System State Control Module Tank Leak Detection, Real Time Monitor Thresholds, Rear Axle Full Deceleration Adjustment, Rear Axle SPECIFIED Pressure Comfort, Rear Axle SPECIFIED Pressure Fully Loaded, Rear Axle SPECIFIED Pressure Partially Loaded, Rear Axle SPECIFIED Pressure Standard, Rear Buzzer Frequency, Rear Buzzer Volume, Rear Center Belt Tensioner Deactivation, Rear Compartment Monitoring Data Set, Rear Compartment Monitoring Internal Data Set, Rear Driver Belt Tensioner Deactivation, Rear Driver Side Airbag Deactivation, Rear Fog Light Dimming, Rear Left Brake Adaptation, Rear Lid Basic Setting, Rear Lid Minimum Opening Height, Rear Lid Motor Opening Height Offset After Basic Setting, Rear Lid Opening Sender Application Data Identification, Rear Lid Opening Transmitter 1 AS, Rear Lid Opening Transmitter 1 Burst Length, Rear Lid Opening Transmitter 1 Timer 1, Rear Lid Opening Transmitter 1 Timer 2, Rear Lid Opening Transmitter 1 Timer 3, Rear Lid Opening Transmitter 1 Timer 4, Rear Lid Opening Transmitter 1 Timer 5, Rear Lid Opening Transmitter 1 Treshold 1, Rear Lid Opening Transmitter 1 Treshold 2, Rear Lid Opening Transmitter 1 Treshold 3, Rear Lid Opening Transmitter 1 Treshold 4, Rear Lid Opening Transmitter 1 Treshold 5, Rear Lid Opening Transmitter 1 Vref, Rear Lid Opening Transmitter 2 AS, Rear Lid Opening Transmitter 2 Burst Length, Rear Lid Opening Transmitter 2 Timer 1, Rear Lid Opening Transmitter 2 Timer 2, Rear Lid Opening Transmitter 2 Timer 3, Rear Lid Opening Transmitter 2 Timer 5, Rear Lid Opening Transmitter 2 Timers 4, Rear Lid Opening Transmitter 2 Treshold 1, Rear Lid Opening Transmitter 2 Treshold 2, Rear Lid Opening Transmitter 2 Treshold 3, Rear Lid Opening Transmitter 2 Treshold 4, Rear Lid Opening Transmitter 2 Treshold 5, Rear Lid Opening Transmitter 2 Vref, Rear Lid Opening Transmitter Checksum, Rear Lid Opening Transmitter Comparisson, Rear Lid Opening Transmitter Cycle Protection Activ Treshold, Rear Lid Opening Transmitter Cycle Protection Deactiv Treshold, Rear Lid Opening Transmitter Cycle Protection Decrement Interva, Rear Lid Opening Transmitter Cycle Protection Decrement Value, Rear Lid Opening Transmitter Cycle Protection Increment Value, Rear Lid Opening Transmitter Duration Sensor Request, Rear Lid Opening Transmitter Fusion Timer A1, Rear Lid Opening Transmitter Fusion Timer A2, Rear Lid Opening Transmitter Vehicle Type, Rear Lid Position For Power Latch Activation, Rear Lid Power Opening Control Unit Checksum, Rear Lid Power Opening Control Unit Data Set Version, Rear Lid Power Opening Control Unit Duration Status Request, Rear Lid Power Opening Control Unit Foot Gesture Detection Eval, Rear Lid Power Opening Control Unit Foot Gesture Detection Time, Rear Lid Power Opening Control Unit Play Protection Decrement I, Rear Lid Power Opening Control Unit Play Protection Decrement V, Rear Lid Power Opening Control Unit Play Protection Increment V, Rear Lid Power Opening Control Unit Reset All Counters, Rear Lid Power Opening Control Unit Threshold Play Protection A, Rear Lid Power Opening Control Unit Threshold Play Protection I, Rear Lid Power Opening Control Unit Transmitter 1 Active Shield, Rear Lid Power Opening Control Unit Transmitter 1 Burst Length, Rear Lid Power Opening Control Unit Transmitter 1 Control

Param, Rear Lid Power Opening Control Unit Transmitter 1 Threshold 1, Rear Lid Power Opening Control Unit Transmitter 1 Threshold 2, Rear Lid Power Opening Control Unit Transmitter 1 Threshold 3, Rear Lid Power Opening Control Unit Transmitter 1 Threshold 4, Rear Lid Power Opening Control Unit Transmitter 1 Threshold 5, Rear Lid Power Opening Control Unit Transmitter 1 Timer Value 1, Rear Lid Power Opening Control Unit Transmitter 1 Timer Value 2, Rear Lid Power Opening Control Unit Transmitter 1 Timer Value 3, Rear Lid Power Opening Control Unit Transmitter 1 Timer Value 4, Rear Lid Power Opening Control Unit Transmitter 1 Timer Value 5, Rear Lid Power Opening Control Unit Transmitter 2 Active Shield, Rear Lid Power Opening Control Unit Transmitter 2 Burst Length, Rear Lid Power Opening Control Unit Transmitter 2 Control Param, Rear Lid Power Opening Control Unit Transmitter 2 Threshold 1, Rear Lid Power Opening Control Unit Transmitter 2 Threshold 2, Rear Lid Power Opening Control Unit Transmitter 2 Threshold 3, Rear Lid Power Opening Control Unit Transmitter 2 Threshold 4, Rear Lid Power Opening Control Unit Transmitter 2 Threshold 5, Rear Lid Power Opening Control Unit Transmitter 2 Timer Value 1, Rear Lid Power Opening Control Unit Transmitter 2 Timer Value 2, Rear Lid Power Opening Control Unit Transmitter 2 Timer Value 3, Rear Lid Power Opening Control Unit Transmitter 2 Timer Value 4, Rear Lid Power Opening Control Unit Transmitter 2 Timer Value 5, Rear Lid Power Opening Control Unit Vehicle Type, Rear Lid Reset Normalisation, Rear Light Left 1 Parameter Set, Rear Light Left 2 Parameter Set, Rear Light Right 1 Parameter Set, Rear Light Right 2 Parameter Set, Rear Passenger Belt Tensioner Deactivation, Rear Passenger Side Airbag Deactivation, Rear Right Brake Adaptation, Rear Right Wheel/Height Calibration, Rear Roof Shades Basic Setting, Rear Sliding Roof Basic Setting, Rear Sunroof Control Module Adaptation, Rear Window Outside Mirror Heater Activation Time, Rear Windshield Heating Activation Time, Rear Wiper Comfort Function, Reception Optimization, Recirculation Pump During Auxiliary Heating, Recirculation Pump Lock Adaptation, Recirculation Pump Replacement, Redial Time Call Initiation, Redial Time Dropped Call, Redial Time Free Line, Reduced Application Force For Auto Hold Up And Downhill Swell, Reduced Current For Transponder ID Request, Reducing Fuel Pressure, Reference Channel Delay Adjustment, Reference Channel Delay, Reference Point Production, Referencing LKL1, Referencing LKL2, Regeneration Of Exhaust Gas Recirculation Cooler, Release Transmission Hydraulic Pump, Reload Pressure Sensor Identification, Remote Clock, Remote Control Adaptation (Memory Location), Remote Control Adaptation, Remote Control Barcode, Remote Control Erasing, Remote Control Learning, Remote Control Matching, Remote Control Rear Lid Operating Time, Remote Control Unit Learning, Remote Control, Remote Control: AM Frequency, Remote Control: Balance, Remote Control: Fader, Remote Control: FM Frequency, Remote Control: Function, Remote Control: Receiver, Remote Control: Source, Remote Control: Volume, Remote Door Unlock Door Status Update Delay, Remote Speed Alert Minimum Speed Limit, Remote Start Nominal Temperature, Remote Start Temperature Seat Heating, Remote Start Temperature Seat Ventilation, Remote Start Window Heating Temperature, Remote Vehicle Disabling Maximum Speed Limit, Remote Vehicle Disabling Minimum Clamp 15 Off Time, Remote Vehicle Tracking Position Timeout, Replace Control Unit: Transfer Configuration, Reset Adaptation Parameters, Reset Adaption Fuel Pressure B1S1 Upstream High Pressure Pump, Reset Adaption Of Application Point To Factory Settings, Reset Adaption Of Crankshaft Pulse Generating Wheel, Reset Adaption To Factory Setting, Reset Adaption Value, Reset Adaption Values Potentiometers In Vents, Reset AdBlue System Data, Reset After Replace Of Quantity Value And Pressure Control, Reset After Replace Pressure Supply Init Adapt Electric Motor, Reset After Replacement Energy Histogramm Engine Decoupler, Reset After Replacement Of Air Mass Flow Sensor, Reset After Replacement Of Diesel Particulate Filter, Reset After Replacement Of Differential Pressure Sensor, Reset After Replacement Of Engine Decoupler, Reset After Replacement Of Exhaust Gas Recirculation Valve, Reset After Replacement Of Injector 1, Reset After Replacement Of Injector 2, Reset After Replacement Of Injector 3, Reset After Replacement Of Injector 4, Reset After Replacement Of Lambda Sensor, Reset After Replacement

Of Oxidation Catalytic Converter, Reset After Replacement Of Quantity Mean Value Adaptation, Reset After Replacement Of SCR Catalyst, Reset After Replacement Of Turbo Charger, Reset After Replacement Of Variable Oil Pump, Reset Air Mass Meter Adaptation Values, Reset All Counter, Reset All Counters, Reset Battery Charging Profiles, Reset Battery Charging Timer, Reset Brake Temperature Monitoring, Reset CAN Information, Reset Catalytic Converter Adaptation, Reset Clutch 0 Logging Dates, Reset Clutch 1 Logging Dates, Reset Clutch 2 Logging Dates, Reset Clutch Characteristic Clutch 0, Reset Clutch Characteristic, Reset Clutch Control Travel Pressure Characteristic, Reset Clutch Pressure Sensor Adaptation, Reset Clutch Values For Transient Friction, Reset Clutch Values Forward, Reset Clutch Values Reverse, Reset Clutch Values, Reset Clutch Wear, Reset Control Unit, Reset Convertible Roof Cycles Control Value On Off, Reset Coolant Pump Adaption Values, Reset Counter For Mechanical Stress, Reset Counter For Rollover-Bar-Deployment, Reset Dead Reckoning Calibration, Reset DPF Differential Press. Sensor Adapt., Reset Drivingparts Per Shift Position, Reset DVD Juvenile Release Password, Reset Emergency Battery History, Reset Energy Management Counter, Reset Engagement Counters, Reset Exhaust Flap Control Module, Reset Factory Defaults, Reset Frequency Counter, Reset Frequency Counters, Reset Fuel On Adaption, Reset Fuel On Fuel Off Adaption, Reset Fuel Pressure Adaptation, Reset Gear Positioner Values, Reset Gearbox Mileage, Reset Headlight Regulation Counter, Reset Highest Appeared Brake Temperature, Reset Injector Adaptation Values, Reset Injector Closure Time Adaptation Values, Reset Kiss Point Adaption Fault Statistics 1, Reset Lambda Sensor Adaptation Values, reset lock sensors, Reset Magnetic Clutch Adaption, Reset Master Slave Assignment, Reset Max Value, Reset Maximum ECU Currents, Reset Maximum ECU Temperatures, Reset Maximum Smart Actuator Currents, Reset Mileage And Adaption Counter, Reset Mileage Of Rough Road Detection, Reset Misfire Adaptation, Reset MOST Bus Break Counter, Reset Of Adaption Value Current Linearization, Reset Of Adaption Value EDL Closed, Reset Of Adaption Value EDL Open, Reset Of Adaption Values Gear Box, Reset Of Adaption Values Injector, Reset Of Adaption Values Oil Ageing, Reset of Adaption Values, Reset of Adjustment/Calibration Values, Reset Of All Adaptions, Reset Of All Air Condition Counters, Reset Of All Counters, Reset of C0-Adaption Values, Reset Of CAN Message Alive Detection, Reset Of Central Signal Processing Adaption Values, Reset Of Clutch Pressure Adaption, Reset Of Combustion Chamber Pressure Sensor Adaption, Reset Of ECU In Delivery State Of Manufactor, Reset Of First Filling Status, Reset Of Hydraulic Pressur Sender 1 Offset, Reset Of Identification Data Collected On Lin Bus, Reset Of Injector Closing Time Adaption, Reset Of Preignition Counter, Reset Of Qsp Torque Display Adaption Values, Reset Of Raw Values Of Level Sensors In Rebounded Position, Reset Of Reductant System Adaption, Reset Of SCR Restriction Counter, Reset Of SCR Tank Level Sensing, Reset Of State Information, Reset Of Steering Support Adaption Values, Reset of Survey Counter, Reset of System Specific Adaption Values, Reset Of The Reversible Overcurrent Cutoff, Reset Of Tick Learner, Reset Of Tire Not Fixed Detection Adaption Values, Reset Of Zero Point Brake Pedal Position Sender, Reset Particulate Filter (b1) Adapt. Values, Reset Particulate Filter (b2) Adapt. Values, Reset Particulate Filter Adaption Values, Reset Plug-in Cycles of Charging Socket, Reset Pressure Reduction Logging Dates, Reset Rail Pressure Control Valve, Reset Rollover Trigger Counter, Reset SCR tank system adaptation, Reset Side Window Blind Normalisation Driver Rear, Reset Side Window Blind Normalisation Passenger Rear, Reset Speeding Value, Reset Standardization, Reset Start Inhibit Due To Lack Of AdBlue, Reset Start/Stop Counter, Reset Statistic Memory, Reset Stored Temperature Measured Values, Reset Temperature Model, Reset Timing Chain Adaption Values, Reset To As-Delivered Condition To Control Module Manufacturer, Reset To Basic Settings, Reset To Factory Setting, Reset To Factory Settings, Reset Total Clutch Adaption, Reset Turbocharger Adaption Values, Reset Wheel Calibration, Reset Window Regulator Adaption Driver Side Front, Reset Window Regulator Adaption Driver Side Rear, Reset Window Regulator Adaption Passenger Side Front, Reset Window Regulator Adaption Passenger Side Rear, Reset Window Regulator

Normalisation Driver Side Front, Reset Window Regulator Normalisation Driver Side Rear, Reset Window Regulator Normalisation Passenger Side Front, Reset Window Regulator Normalisation Passenger Side Rear, Resetting Adaptation Variable Oil Pump, Resetting Crankshaft Sensor Wheel Adaptation Values, Resetting Misfire Adaptations, Resetting Of All Adaptation Values, Resetting Of Injector Adaptation Values, Resetting Of Learned Values Of Turbocharger, Resetting Of Oxygen Sensor Adaptation Values, Resetting Of Service-Interval Display, Response Delay To Close Rear Lid, Response Delay To Open Rear Lid, Rest Recommendation, Retract Display, Reversing Distance At Closing, Reversing Distance At Opening, Reversing Threshold Driver Side Front, Reversing Threshold Driver Side Rear, Reversing Threshold Passenger Side Front, Reversing Threshold Passenger Side Rear, Right Front Wheel/Height Calibration, Right/left-Hand Drive Configuration, Rka Reset Dynamic Data, RKA Simulation Mode, RLE Simulation Mode, Roller Test Stand Mode, Roll-Over Bars Deactivation, Roll-Over Bars Trigger Counter Reset, Rollover Protection Test, Roof Blind Go To Service Position, Roof Blind Normalisation, Roof Blind Reset Normalisation, Roof Crash Detection Speed Limit, Roof Roller Blind Basic Setting, Roof Shade Control Module Adaptation, Roof Shades Basic Setting, RPM Threshold Engine Running, RTM Request Cycle Time, Safe Confirmation, Scan Error Time, Scan Procedure: Current Limiting On Under Voltage At Go Protocol, Scan Procedure: Cycle Convenience Coverage Limiting, Scan Procedure: Number Of Repeats, Scan Procedure: P Keyless Event Search Retries Pause, Scan Procedure: Timeout Authentication Result, Scan Procedure: Timeout Control, Scan Procedure: Timeout ID Transmitter Ready To Receive After L, Scan Procedure: Timeout LF Repetition, Scan Velocity Threshold, ScanProcedure: Timeout Entry Response, ScanProcedure: Timeout Response, SCR Inducement Operating Hour Reset, SCR Metering Quantity Test Matching, Scr System Reset, Screen Wiper Motor: Adapting, SDARS Preactivated Subscription, Seat Occupant Recognition Basic Setting, Seat Occupied Recognition Control Module Basic Setting, Seat Occupied Recognition Reset, Seat Occupied Recognition, Seatbelt Warning, Security Access (16) Adaptation (10) / Long Adaptation (0A), Security Access(16) Basic Settings (04), Security Version Number, Select Characteristics Curve, Selective (Single) Door Locking, Selector Lever Basic Setting, Selector Lever Position Sensor Calibration, Self Leveling Suspension Calibration to Determine Axle Load, Self-Levelling Suspension Activation, Self-Levelling Suspension Calibration Reset, Self-Levelling Suspension Deactivation Permanent, Self-Levelling Suspension Deactivation, Sensor Plausibility Enabling, Sensor Unit Zero Position Compensation, Sensor Wheel Adaptation, Erase Adaptation Values, Serial Tracing, Service Early Warning In Days, Service Early Warning Prediction, Service Key Clear Data, Service Light Reset, Service Mode Hybrid Drive, Service position, Service Range, Service Reminder, Service Reminder: Distance to Inspection "INSP 01", Service Reminder: Distance to Oil Service "OIL", Service Reminder: Max. Distance to Inspection "INSP 01", Service Reminder: Max. Distance to Oil Service "OIL", Service Reminder: Max. Time to Inspection "INSP 02", Service Reminder: Time to Inspection "INSP 02", Servo Pump Load Calibration, Set Actuator Volume, Set AdBlue Tank Level To "Full", Set Aging Counter, Set And Reset Parking Brake Motor Piston, Set Brake Application Signals, Set Clutch Mileage To Zero, Set Development Mode Minimum Speed Limitation, Set Function On Demand Product Data, Set Gearbox Mileage To Vehicle Mileage, Set Mapping For Injectors After ECU Replacement, Set Number 2 For Info Call, Set Number 2 For Service Call, Set Number For Info Call, Set Number For Service Call, Set Number Of Wheel Counting Impulse, Set Number Roaming For Info Call, Set Number Roaming For Service Call, Set Of Clutch Mileage To Value, Set Pay TMC, Set PLA WPCA Car Corr Factor Development, Set PLA WPCA Min Change Limit Development, Settime Trigger Entry Vehicle, Settime Trigger Exit Vehicle, Setting Center Chest Vents At Voice Control, Shock Absorber Damping Adjustment Valve Calibration, Short Average Ambient Threshold TSAA, Short Average Time Constant TCSAA, Showroom Effect, Shut Down AP, Shut Off Conditions, Shutdown Wait Time, SIA: Service Time SIA, SIA: Service Track SIA, SID Maximum Mileage To Next Oil Service, SID Maximum Time To Next Oil Service, Side Marker Lights, Side Window Blind

Normalisation Driver Rear, Side Window Blind Normalisation Passenger Rear, Signal Position, SIM Card Reader Bluetooth Address, Single Gear Indicator Adjustment, Slide Show Frame Rate, Sliding Roof Basic Setting, Sliding Sunroof Basic Setting, Sliding Sunroof Go To Service Position, Sliding Sunroof Normalisation, Sliding Sunroof Reset Normalisation, SLWR Counter Left, SLWR Counter Right, SmAct Volume Adjustment, SMS Call Delay, SMS Phone Number 1, SMS Phone Number 2, Soft Stop Tolerance Zone, Softgab In, Softgab Out, Softgap Down, Soot Entry, Softgab Up, Speakers/Model, Special ID PQ25 Calibration, Specified Pressure Front Axle 1, Specified Pressure Front Axle 2, Specified Pressure Front Axle 3, Specified Pressure Line Selection At EOL, Specified Pressure Rear Axle 1, Specified Pressure Rear Axle 2, Specified Pressure Rear Axle 3, Specified Tire Pressure at Full Load (Front Axle), Specified Tire Pressure at Full Load (Rear Axle), Specified Tire Pressure at Partial Load (Front Axle), Specified Tire Pressure at Partial Load (Rear Axle), Speed Adaptation Of Coolant Pump, Speed Limit For Destination Entry, Speed limit Maneuver Situation, Speed Shutoff Threshold Compressor Run In, Speed Threshold 1, Speed Threshold 2, Speed Threshold 3, Speed Threshold For "Car Is Driving", Speed Threshold For Destination Input, Speed Threshold For Driving Cycle Detection, Speed Threshold For Moving Vehicle Detection, Speed Threshold For Start Request Plausibility, Speed Threshold For Terminal 15 Emergency Shutoff, Speed Threshold, Speed Value For Testing Mode, Stall Current Measuring Mode Deactivation Distance, Standard Dimming Value ZAT, Start / Stop Restart Delay, Start Automatic Trans Fluid Pressure Accumulator Discharge, Start Automatic Transmission Fluid Pressure Accumulator Charge, Start Brake Pad Replacement Mode, Start of Injection, Start Particle Desulfurization, Start Stop Voltage Limit, Start Up EOL Pressurized Gasoline Fuel Tank Refueling Condition, Start/stop Function: Activate/deactivate Temporarily, Starting Conditions, Starting torque adjustment, Starting Torque Calibration, Starting Vibration Reduction Adjustment, Start-Up Coolant Circuits Filling, Start-Up Desulfurization In Standing Position, Start-Up EGR Cooler Rinsing, Start-Up Learning Of Measured Soot Mass, Start-Up Pressurized Gasoline Fuel Tank Isolation Valve Open, Start-Up Refrigerant Circuit Filling, Start-Up Refrigerant-And Coolant Circuits Filling, Start-Up Refueling Condition Pressurized Gasoline Tank, Start-Up Regen Of Particulate Filter In Standing Position, Start-Up Regeneration Diesel Particulate Filter During Drive, Start-Up Regeneration Of Particulate Filter During Drive, Startup Screen Sticker HMI, Start-Up Test Accumulator, Start-Up Test Brake Booster, Static Calibration Routine Overrun, Static Calibration Routine, Static Top Speed Limitation, Stationary DPF Regeneration, Statistic Phev Mileage, Steer To Center Position, Steering Angle Initialization, Steering Angle Sender - Reset Zero Point, Steering Angle Sender - Set Zero Point, Steering Angle Sensor Alignment, Steering Angle Sensor Basic Setting, Steering Angle Sensor Calibration, Steering Angle Sensor, Steering Assist Without Engine Running, Steering Assistance Level Adjustment, Steering Basic Setting, Steering Column Basic Setting, Steering Wheel Angle Sensor Adaptation, Step Size For Final Control Test Close Rear Lid, Step Size For Final Control Test Open Rear Lid, STH Post Heating Time Duration, Stop Limit Of Potentiometers In Vents, Stop Routine Coolant Circuit Filling Flushing, Stop Routine Refrigerant Circuit Filling Flushing, Stop Value Of Potentiometers In Vents, Storing Air Recirculation Function After Terminal 15 Off, Street Light Brightness Threshold Highway TSLBH, Street Light Brightness Threshold Village TSLBV, Street Light Brightness Time Constant TCSLB, Streetlights Time Constant TCSL, Structure-Borne Noise Volume Adjustment, SuFK Developement Massage, Summary Reset After Replacement Of Reductant System Components, Sun Roof Basic Setting, Sun Shade Basic Setting, Sunroof Control Module/No Basic Setting, Sunroof Shade Control Module Basic Setting, Supplementary Heater: Adapting, Supplementary Heater: Reset Adaptation Values, Supplementary Heater: Reset Starter Interlock, Supplementary Heater: Test, Swap Function Activate, SWaP Function Crypt Data ID, SWaP Function Transfer Crypt Data, Swirl Flap Basic Setting (Bank 1), Swirl Flap Basic Setting (Bank 2), Swirl Flap Basic Setting, Switch-Off Delay (Low Beam), Switchover To The High Oil-Pressure Level, System Data Part 11 Rear, System Data Part 12 Rear, System Data Part 14 Rear, System Data Part 7, System Data Part 8,

System Parameters Part 10 Rear, System Shut-off, System Test Turbo Charger Bypass Flap, T1 Normal Signal Break Time, T2 Scaling Signal Break Time, T2 Scaling Signal Rate, T2 Scaling Signal Start Up Time, T3 Handshaking Signal Break Time, T4 Error Signal Break Time, T4 Error Signal Number Of Tones, T4 Error Signal Rate, T5 ASD Activate Signal Number Of Tones, T5 ASD Active Signal Break Time, T5 ASD Active Signal Rate, Tail Light Dimming, Take Back Of The Reversible Crash Cutoff, Tank Characteristic (Additional Functions), Tank Characteristic (Dry Calibration), Tank Characteristic (Fuel Level Sensor 1), Tank Characteristic (Fuel Level Sensor 2), Tank Characteristic (Fuel Level Sensor), Tank Characteristic (Full Calibration), Tank Characteristic (Not Detectable Tank Volume), Tank Characteristic (Wet Calibration), Target Soc Production Mode, Tear Wiping, Telematics, Telephone Basic Volume Adjustment, Telephone Basic Volume, Telephone Handset Connect, Telephone Number Information Service, Telephone Number Roadside Assistance, Temp Threshold Activate Climate Control, Temp Threshold Auxiliary Heater: Full Load After Partial Load, Temp Threshold Auxiliary Heater: Partial Load After Full Load, Temp Threshold Auxiliary Heater: Start After Control Pause, Temp Threshold Big To Med, Temp Threshold Big To Power, Temp Threshold Low To Control Pause, Temp Threshold Low To Med, Temp Threshold Med To Big, Temp Threshold Med To Low, Temp Threshold Power To Big, Temp Threshold Start Out Of Control Pause, Temp Threshold Start To Control Pause Or Heating Mode, Temperature Clamping After Evaporator, Temperature Compressor For Speed Increase, Temperature Difference For Bypass Valve Opening, Temperature Reference, Temperature Threshold Auxiliary Heater: Control Pause, Temperature Threshold For Activation Of Auxiliary Heater, Temperature Threshold: Ambient Temperature, Temperature Threshold: Coolant Temperature, Terminal 30G Deactivation/Reset, Terminal 61 Function Enabling, Terminal S Timeout, Test AdBlue metering valve spray pattern, Test Mode End Distance, Test Mode Trigger Time, Test Registration Period, Thermal Load, Throttle Body Alignment, Throttle Body Cross-Sectional Area Reset, Throttle Body, Throttle Valve Adaptation, Throttle Valve Adaption, Throttle Valve Basic Setting (bank 1), Throttle Valve Basic Setting (bank 2), Throttle Valve Basic Setting, Throttle Valve Control Module Adaptation, Throttle Valve Control Module Reset, Throttle Valve Control Unit Reset, Throttleposition Adaptation, Tilt Sensor Sensitivity, Time Bypass Valve Activated After Caster Finished, Time For Compressor At Terminal 15 On, Time For Neck Heating Power Reduction Level 2 To Level 1, Time For Neck Heating Power Reduction Level 3 To Level 2, Time For Opening Bypass In Control Pause, Time For Seat Heating Power Reduction In Highest Level, Time For Seat Heating Power Reduction Level 2 To Level 1, Time For Seat Heating Power Reduction Level 3 To Level 2, Time Frame VIP Kick Forecast, Time Sensor Power Off Group 2, Time Setup (Hour), Time Setup (Minute), Time Since Inspection, Time since Service, Time To Drive Cycle Detection, Time To Ignore Ignition Trigger, Time To ZAT Open Circuit Detection, Time To ZAT Short Circuit Fault Detection, Time Window For Opening Further Than Programmed Interstop, Time ZAT Actuation Detection, Time ZAT Lock After Emergency Shutoff, Time ZAT Lock After Normal Shutoff, Time, Time, Hour, Time, Minute, Timeframe Request Immobilizer Terminal Approval, Timeout Convenience Coverage Limiting, Timeout Trigger Terminal Deactivation Central Locking, Timer Sporadic MOST Open Circuit, Timing Chain Lengthening Reset After Replacing Chain, Tiptronic Steering Wheel Button Adjustment, Tire Circumference, Tire Diameter, Tire Pressure Adaptation, Tire Pressure Control Monitoring, Tire Pressure Monitoring System (Tpms) Reset, Tire Pressure Monitoring System Configuration, Toggle Offtime Other Door Handle, Toggle Offtime Same Door Handle, Tolerance Band Of Basic Adjustment Flap End Stops, Tolerance Band Of Flap End Stops, Tolerance Compressor Speed In Compressor Inlet, Tolerance Compressor Speed In Normal Service, Tolerance Range For Flap End Stops, Tolerance Time For Compressor Speed Variance, Tone Pitch Of Acoustic Warning, Top Speed Configuration, Torque Limitation, Torque Steer Compensation (TSC), Torque Test, Total Consumption, Touchpad Illumination Test, Tourist Solution, TPM Individual Specified Pressure Adjustment, Tracking Assistant Activation Request, Tracking Assistant Check Contract Duration, Tracking Assistant Program Driver Cards,

Tracking Assistant Self Test, Tracking Assistant Send Test Message, Trailer Stabilization Enabling, Trailer Stabilization, Transfer Configuration, Transmission Adaptation Basic Setting 1, Transmission Adaptation Basic Setting 2, Transmission Adaptation Basic Setting 3, Transmission Grade (Front Window), Transmission Housing Serial Number, Transmission Oil Level Test, Transmission Rapid Adaption, Transmission Ratio Engine Air Conditioner Compressor, Transmission Ratio Of AC Compressor, Transmission Ration Engine Air Conditioner Compressor, Transmission Setting Adaption, Transmission Type, Transport Mode Deactivation Distance, Transport/Service Mode, Transportation Mode, Travel/Tourist Mode, Trigger CAN Speed, Trunk Lid Remote Unlocking, Turbo Charger Boost Control Reset, Turbo Charger Boost Control Solenoid Adaptation, Turbocharger Basic Setting, Turbocharger Offset Correction, Turn Signal Dimming, Turn Signals in Side Rear View Mirror, Tyre Pressure Sensor Adaptation, Undervoltage Heater Turn-Off, Universal Preparation For Mobile Telephone, Unlearning Calibration Of Luggage Compartment Cover, Unlock Actuator System, Unlock Blink, Unlock Horn, Unlocking Con?rmation (Key Switch), Unlocking Con?rmation (Remote Control), Unlocking With Key Switch Optical Feedback, Unlocking With Remote Control Opt. Feedback, Uphill Assist Gradient Threshold, Upper Limit Of Air Regulation Downstream Of Evaporator, Upper Locking Range, Upper Stop Maximum Value, Upper Stop Minimum Value, User Profile Name Customer Paid Connection, User Profile Name, User Profile Password, V Limit KL30 Disconnect, Vacuum Level / Hydraulic Brake Booster (HBO/HBV), Vacuum Pump For Brake System, Vacuum Pump Test (Short Trip), Variant Encoding, Variants Reduction, Vehicle Equipment Code And Production Number Combination, Vehicle Excess Length, Vehicle Excess Width, Vehicle Health Report, Vehicle Height Learning, Vehicle Identification Number Programming, Vehicle Identification Number Provisional, Vehicle Identification Number, Vehicle Length Adjustment, Vehicle Mileage Challenge Adaptation, Vehicle Not Cooling, Vehicle Not Heating, Vehicle Road Curb Distance, Vehicle Width Adjustment, Vent ESP Hydraulic System, Verify Variant Encoding, VIC Parameters, Village Detect Highway Speed Threshold, Visual Comfort Operating/Closing Confirmation, Visual Display Adjustment, Visual Feedback When Locking/Unlocking, Visual Locking Con?rmation, Voice Output Basic Volume Adjustment, Voice Output Basic Volume, Voice Output External Emergency Speaker, Voltage Monitoring: Overvoltage Delta, Voltage Monitoring: Overvoltage For KESSY ECU, Voltage Monitoring: Overvoltage For Keyless Go, Voltage Monitoring: Overvoltage Jumpstart 2 Delta, Voltage Monitoring: Undervoltage Delta, Voltage Monitoring: Undervoltage For KESSY ECU, Voltage Monitoring: Undervoltage For Keyless Go, Voltage Monitoring: Undervoltage Jumpstart 1 Delta, Volume Of Fuel Tank, Volume Offset, Volume Output, Volume with Convertible Top Open, VOS Parameters, VW Common Application Data Identifier, VW ECU Hardware Version Number, Wake Up Monitor Reset History Data, Wake Up Monitor Reset Of Adaptions, Warning Lamp Enabling, Warning Lamp Test, Weapons Box Adaption, Wheel / Tire Description, Wheel Base, Wheel Circumference Adjustment, Wheel Circumference, Wheel Impulse, Wheel Set Selection, Wheel Torque Limitation, Wheel/Height Calibration Con?rmation, Wind Deflector Denormalisation, Wind Deflector Normalisation, Wind Deflector Original Position, Wind Deflector Service Position, Window Condensation Parameter For Start/Stop Function, Window Regulator Adaption Driver Side Front, Window Regulator Adaption Driver Side Rear, Window Regulator Adaption Passenger Side Front, Window Regulator Adaption Passenger Side Rear, Window Regulator VW Settings Driver Side Rear, Window Regulator VW Settings Passenger Side Rear, Wiper Angle Interval Position Adaptation, Wiper Angle Lower Turning Point Adaptation, Wiper Angle Park Position 1 Adaptation, Wiper Angle Park Position 2, Wiper Angle Service Position Adaptation, Wiper Angle Upper Turning Point Adaptation, Wiper Error Mask Mitsuba Development, Wiper Motor Control Unit Data Set 2, Wiper Motor Control Unit Data Set 3, Wiper Motor Control Unit Data Set 4, Wiper Motor Control Unit Data Set, Wiper Setup, WIV: Distance From Inspection, WIV: Max Value Km Mileage / Inspection, WIV: Max Value Of Time Between Inspections, WIV: Min Value Of The Time Between The Inspections, WIV: Min. Km Driving Performance / Inspection, WIV: Russian Entry, WIV:

Thermal Load, WIV: Time From Inspection, WIV: Total Consumption, WLAN Default Channel, WLAN Dynamic Host Configuration Range, Write Configuration, Write Gateway Control Unit Configuration, Write Injector Codes, Write Key Content, Yaw Rate Sensor Detection, ZAT Clamp 58xt Signal Factor, ZAT Clamp 58xt Signal Offset, ZAT First Case Time High Low State, ZAT First Rise Time Low High State, ZAT Init Value, ZAT Motor Signal Timer 1, ZAT Motor Signal Timer 2, ZAT Nominal Voltage, ZAT Post Carridge During Clamp 15 Off, ZAT Pwm Offset 1 Lower Limit, ZAT Pwm Offset 2 Lower Limit, ZAT Pwm Peak1 Upper Limit, ZAT Pwm Peak2 Upper Limit, ZAT Second Case Time High Low State

2977 new Actuation type special tests:

1000W PTC Auxiliary Air Heater, 3rd Brake Light, 5th Camera Activation Request Control Value 1, A/C Clutch Relay Control Circuit, A/C Compressor Engagement, A/C Compressor Magnetic Coupling, A/C Compressor Regulator Valve, A/C Compressor, ABS Motor, ABS Return Flow Pump Control Value On OFF, ABS Return Flow Pump VW Local Control State, AC Compressor Control Valve, Ac/heat Output Test, Acc Button Led, Acc. Ped. Press. Point Generation, Accelerator Ped Mod Actuator Functional Chk VW Com Ctrl State, Access Setup Tool Test Control Value, Accumulator Activation Test Control Value Moving Volume, Accumulator Activation Test Control Value Piston Speed, Accumulator Activation Test Control Value Smart Actuator Speed, Acoustic Check Of Loudspeaker Channel 1 Test, Acoustic Check Of Loudspeaker Channel 10 Test, Acoustic Check Of Loudspeaker Channel 11 Test, Acoustic Check Of Loudspeaker Channel 12 Test, Acoustic Check Of Loudspeaker Channel 13 Test, Acoustic Check Of Loudspeaker Channel 14 Test, Acoustic Check Of Loudspeaker Channel 15 Test, Acoustic Check Of Loudspeaker Channel 16 Test, Acoustic Check Of Loudspeaker Channel 17 Test, Acoustic Check Of Loudspeaker Channel 18 Test, Acoustic Check Of Loudspeaker Channel 19 Test, Acoustic Check Of Loudspeaker Channel 2 Test, Acoustic Check Of Loudspeaker Channel 20 Test, Acoustic Check Of Loudspeaker Channel 21 Test, Acoustic Check Of Loudspeaker Channel 22 Test, Acoustic Check Of Loudspeaker Channel 23 Test, Acoustic Check Of Loudspeaker Channel 24 Test, Acoustic Check Of Loudspeaker Channel 3 Test, Acoustic Check Of Loudspeaker Channel 4 Test, Acoustic Check Of Loudspeaker Channel 5 Test, Acoustic Check Of Loudspeaker Channel 6 Test, Acoustic Check Of Loudspeaker Channel 7 Test, Acoustic Check Of Loudspeaker Channel 8 Test, Acoustic Check Of Loudspeaker Channel 9 Test, Acoustic feedback buzzer - Chime, Acoustic feedback Chime, Acoustic feedback of the turn signal, Acoustic Gong, Acoustic Signal Sensor, Acoustic Test Signal, Acoustics, Act St Vent Rr Lt Tst Ctrl Val Rr Lt St Bkrst Fan 1, Act St Vent Rr Lt Tst Ctrl Val Rr Lt St Cushion Fan 1, Act St Vent Rr Rt Tst Ctrl Val Rr Rt St Bkrst Fan 1, Act St Vent Rr Rt Tst Ctrl Val Rr Rt St Cushion Fan 1, Act Tst Precrash ICM Disp Text Ctrl ICM Disp Text, Act Tst Precrash Pretens Ctrl Tensioning Char, Act Tst Precrash Veh Conditioning Ctrl Veh Conditioning, Activate Anti-Theft Alarm, Activate Component Protection, Activate ESP System/Function Test, Activate LEDs, Activated Charcoal Filter Shutoff Valve VW Common Control State, Activated Charcoal Filter Shutoff Valve, Activation Emergency Brake, Activation Jerky Braking Movement, Activation Of Anti Theft Alarm System Control Value, Activation Of Parking Spot Search Park Assist Control Value, Active Headrest Control Onoff, Actuate Charging Connection 1, Actuate Charging Connection 2, Actuate Vehicle Front Left Control Value Onoff, Actuate Vehicle Front Right Control Value Onoff, Actuate Vehicle Rear Left Control Value, Actuate Vehicle Rear Right Control Value Onoff, Actuation Ifl Valve, Actuation Ifr Valve, Actuation Lpf1 Valve, Actuation Lpf2 Valve, Actuation Mci1 Valve, Actuation Mci2 Valve, Actuation Ofl Valve, Actuation Ofr Valve, Actuation Pump, Actuation RI Emb (2), Actuation RI Emb, Actuation Rr Emb (2), Actuation Rr Emb, Actuation Vacuum Pump1, Actuation Vacuum Pump2, Actuator 1 For engine noise generation Control Value, Actuator 1 For Engine Sound Generation VW Common Control State, Actuator 1 For Engine Sound Generation, Actuator B-pillar foot left rear flap position, Actuator B-pillar foot right rear flap position, Actuator For Camshaft Adjustment Actuator, Actuator For Camshaft Adjustment Position, Actuator For

Structure-Borne Sound Control Value, Actuator For Structure-Borne Sound VW Common Control State, Actuator For Structure-Borne Sound, Actuator For Valve Lift Adjustment Inlet VW Common Ctrl State, Actuator For Vlv Lift Adjustment Inlet Bank 2 VW Com Ctrl State, Actuator Structure-Borne Noise, Actuator Test Crash Intensity 1, Actuator Test Crash Intensity 2, Actuator Test Crash Intensity 3, Actuator Test Crashsignal Control Crash Direction, Actuator Test Crashsignal Control Crash Intensity, Actuator Test Crashsignal Control Onoff, Actuator Test Highvoltage Disable Control Highvoltage Disable, Actuator Test Highvoltage Disable Control Onoff, Actuator Test Highvoltage Disable, Actuator Test LED Bar Control Value Frequency, Actuator Test Precrash ICM Display Text Control Onoff, Actuator Test Precrash ICM Display Text, Actuator Test Precrash Pretensioner Control Onoff, Actuator Test Precrash Pretensioner Control Side, Actuator Test Precrash Vehicle Conditioning Control Onoff, Actuator Test Precrash Vehicle Conditioning, Actuator Test USM Control Crash Severity, Actuator Test USM Control Onoff, Actuator Test USM Crash Type Front Driver, Actuator Test USM Crash Type Front Passenger, Actuator Test USM Crash Type Pedestrian Protection, Actuator Test USM Crash Type Rear Driver, Actuator Test USM Crash Type Rear Passenger, Actuator Test USM Crash Type Rollover, Actuator Test USM Crash Type Side Driver, Actuator Test USM Crash Type Side Passenger, Actuatoric Test Actuationtime, Actuatoric Test Control Value Actuationtime, Actuatoric Test Control Value Delaytime, Actuatoric Test Delaytime, Adblue 4/2-Way Valve, Adblue Circuit Leak Test, AdBlue Delivery Pump, AdBlue Dosing Valve, Adblue Pump/pipe Heating, Adblue Return Delivery, Adblue Switching Valve, Adblue Tank Heating 1 Actuation, Adblue Tank Heating 2 Actuation, Adblue Tank Heating, Add Highbeam Test Controlstate Data 2, Addit. Cooling Medium Pump Relay, Additional Air Heating Control Value On Off, Additional Air Heating Input Output Control Parameter, Additional Air Heating VW Common Control State, Additional Air Heating, Additional Heater Activation Test Control Value, Additional Heater Activation Test Input Output Ctrl Parameter, Additional Hydraulic Pump For Gearbox Control Value, Additional Hydraulic Pump For Gearbox, Additional Interior Light Test Control Value Can Signal, Additional Interior Light Test Control Value Indication Light, Additional Interior Light Test Control Value Interior Light, Additional Light Functions Test Control Value, Additional Main Beam Test Control Value, Additional Turn Signal Test Control Value Left, Additional Turn Signal Test Control Value Right, Adjust Mirror Inward, Adjustable Rear Spoiler Indicator Light Test Control Value, Adopt.of Unfiltered Ambient Temp., Aerial Entry And Strt Authorisation Lt Diag Ctrl Val, Aerial Entry And Strt Authorisation Rt Diag Ctrl Val, Aerial For Entry And Start Authorisation Left Diag Ctrl Value, Aerial For Entry And Start Authorisation Right Diag Ctrl Value, AGW Test Control Value Blink Frequency, AGW test control value suppression icon combi, Air Cond Perfomance Tst Fr And Rr VW Com Ctrl St, Air Condit. Compressor Actuation, Air Condition Compressor Activation Control Value On Off, Air Condition Compressor Activation Input Output Ctrl Parameter, Air Condition Compressor Activation Setpoint, Air Condition Compressor Activation VW Common Control State, Air Condition Compressor Activation, Air Conditioner Compressor Regulating Valve Test Control Value, Air Conditioner Performance Test Control Value On Off, Air Conditioner Performance Test Input Output Control Parameter, Air Conditioner Performance Test VW Common Control State, Air Conditioner Performance Test, Air Dist Flap Front Ctrl Motor Input Output Control Parameter, Air Distribution Flap Front Control Motor Footwell Setpoint, Air Distribution Flap Front Control Motor Setpoint, Air Distribution Flap Rear Control Motor Control Value On Off, Air Distribution Flap Rear Control Motor Setpoint, Air Distribution Front Control Motor Control Value On Off, Air Distribution Front Control Motor Setpoint, Air Filter Flap Bank 2 VW Common Control State, Air Filter Flap VW Common Control State, Air Filter Flap, Air Flap Actuator, Air Flow Flap Control Motor, Air Flow Flap Positioning Motor Control Value On Off, Air Flow Flap, Air Recirculation Flap Control Motor, Air Recirculation Flap Positioning Mot VW Com Ctrl St, Air Recirculation Flap Positioning Motor Control Value On Off, Air Recirculation Flap Positioning Motor Setpoint, Air Spr Additional Vol Vlv 1 Actuation Tst Ctrl Val Onoff, Air Spr Additional Vol Vlv 2 Actuation Tst Ctrl Val Onoff, Air Spr Additional Vol Vlv 3 Actuation Tst Ctrl Val Onoff, Air Spr Additional Vol Vlv 4 Actuation Tst Ctrl Val

Onoff, Air Supplementary Heating, Air Suspension Valve Front Left, Air Suspension Valve Front Right, Air Suspension Valve Rear Left, Air Suspension Valve Rear Right, Air Valve Secondary, Airbag Crash Signal Rest Of World, Airbag Indicator Light Off, Airflow Vlv Ctrl Hyb Batterie Airflow Vlv Tar Pos, Alarm Horn Test Control Value, Alarm Horn, All Lights Rear Left Control Value, All Lights Rear Middle Control Value, All Lights Rear Right Control Value, All Radiator Cooling Fans VW Common Control State, All Radiator Cooling Fans, All Wheel Check Control Value Open Close, Alternator Shut Off VW Common Control State, Alternator Test 15.0 V, Alternator: Functional Test, Ambient Illumination Test Control Value Channel 1, Ambient Illumination Test Control Value Channel 2, Ambient Illumination Test Control Value Channel 3, Ambient Illumination Test Control Value Channel 4, Ambient Illumination Test Control Value Channel 5, Ambient Illumination Test Control Value Start Parameter, Ambient Illumination Test Control Value, Ambient Light Door Driver Side Front: Contour Lighting, Ambient Light Door Driver Side Rear: Contour Lighting, Ambient Light Door Passenger Side Front: Contour Lighting, Ambient Light Door Passenger Side Rear: Contour Lighting, Ambient Lighting Channel 1 Test Control Value, Ambient Lighting Of Center Console Test Control Value, Ambient Lighting Of Cup Holder Test Control Value, Ambient Lighting Power Supply Test Control Value, Ambient Lighting Rear Channel 1 Test Control Value, Ambient Lighting Roof Channel 1 Test Control Value, Ambient Lighting: Channel 1, Analog Clock Test, Analog Clock, Analog display for fuel supply, Analog Display For Rotational Speed, Analog Display For Speed, Analog Indicators, Analog Instruments, Analog Signal Muting, Analogue display for coolant temperature VW Com Ctrl St, Analogue display For speed, Ancillary Coolant Pump, Antenna Pow Adjustment Loop Test VW Common Ctrl State Sig Path, Antenna Power Adjustment Loop Test VW Common Control State 1, Antenna Power Adjustment Loop Test VW Common Control State 2, Anti Dazzle Interior Mirror Indicator Lamp Control Value On Off, Anti-Theft Alarm Siren/horn, Anti-Theft Device, Antn Pow Adjustment Loop Test VW Common Ctrl State Trans Power, Anzeigetest Sitzheizungsstufe Hinten LED-Anzeige Sitzheizung Hi, Apply Brake Pads Control State, Apply Brake Pads Control Value On Off, Apply Brakes Control State, Apply Brakes Control Value On Off, Approach Brake Pads Control State, Approach Brake Pads Control Value On Off, Area Center Console Rear Left Control Value, Area Center Console Rear Right Control Value, arial at bumper for access and start authority-activate, arial at luggage space for access and start authority-activate, arial driver side for access and start authority-activate, arial passenger side for access and start authority-activate, arial 1 in cabin room for access and state authority-activate, arial 2 in cabin room for access and state authority-activate, Arrange Seat Control Value Backrest Inclination Adjustment, Arrange Seat Control Value Belt Height Adjustment, Arrange Seat Control Value Headrest Height Adjustment, Arrange Seat Control Value Headrest Longitudinal Adjustment, Arrange Seat Control Value Lumbar Support Height Adjustment, Arrange Seat Control Value Seat Depth Adjustment, Arrange Seat Control Value Seat Height Adjustment, Arrange Seat Control Value Seat Inclination Adjustment, Arrange Seat Control Value Seat Longitudinal Adjustment, Arrange Seat Control Value Upper Backrest Adjustment, Arrange Seat Control Value, Arrange St Ctrl Val Lumbar Support Lngitdnl Adj, ASR/ESP Control Lamp, ASTA Sensor Function Test Control Value, Audio Channel Test Left, Audio Channel Test Right, Audio Loop Back, Audio Mute By CAN, Audio Mute By Wire, Auto-Hold Function Lamp (Activation), Auto-Hold Indicator Lamp, Auto-Lock/Unlock for Rear Lid, Automatic Activation Of All Control Motors Control Value On Off, Automatic Calibration Headlamp Test Mode Control Value, Automatic Day Night Exterior Mirror Test Control Value, Aux Pump, Aux.coolant Pump High-Temp. Circ., Aux.coolant Pump Low-Temp.circuit, Auxiliary Air Heating Controlled Test Control Value On Off, Auxiliary Air Heating Test Control Value, Auxiliary Coolant Pump For Turbocharger VW Common Control State, Auxiliary Coolant Pump Relay, Auxiliary Fuel Pump Relay, Auxiliary Heater Fuel Supply, Auxiliary Heater Heater Element, Axle Differential Lock Check Control Value Open Close, Backlash Cmpstn Reversal Actuation Act Tst Ctrl Val, Backlight Control Value Backlightonoff, Backlight Control Value, Backrest Adjustment, Backrest Heating Fond Left Control Value On Off, Backrest Heating Fond

Right Control Value On Off, Backrest Inclination Adjustment Test Control Value, Backrest Inclination Adjustment Test Direction Of Movement, Back-Up Lights Left, Back-Up Lights Right, Back-Up Lights, Balacing Mode Cell 1 Balancing, Balacing Mode Cell 2 Balancing, Balacing Mode Cell 3 Balancing, Balacing Mode Cell 4 Balancing, Bank 1 Camshaft A (Intake) Position Actuator, Bass Speaker Front Left Control Value, Bass Speaker Front Left, Bass Speaker Front Right Control Value, Bass Speaker Front Right, Bass Speaker Front, Bass Speaker Rear Left Control Value, Bass Speaker Rear Right Control Value, Battery Capacity Display Test, Battery Charging Button Indicator Light Control Value, Battery Charging Button Indicator Light, Battery Disconnecting Relay Test Control Value, Belt Comfort Fit Actuator, Belt Feeding Device Test Control Value, Belt Height Adjustment Test Control Value, Belt Indicator Lamp, Blinker Rear Left, Blinker Rear Right, Blinkers Bulb Front Left, Blinkers Bulb Front Right, Blinkers, Blower Activation Control Value On Off, Blower Activation Input Output Control Parameter, Blower Activation Setpoint, Blower Activation tension, Blower Front Intervallbetrieb, Blower Front Setpoint, Blower Rear Intervallbetrieb, Blower Rear Setpoint, Bluetooth Connection Last Device, Bluetooth Paging, Bluetooth, Boost Pressure Actuator 1, Boost Pressure Actuator 2, Boost Pressure Actuator, Boost Pressure Control Solenoid Valve, Boost Pressure, Brake Activation Test Control Value Control Input Rod Distance, Brake Activation Test Control Value Input Rod Speed, Brake Activation Test Control Value Speed ??Input Rod, Brake Activation Test Control Value, Brake Booster Relay Vacuum Pump VW Common Control State, Brake Booster Relay Vacuum Pump, Brake Booster Vacuum Pump, Brake Indicator Lamp, Brake Light By ECD Brake Light By ECD, Brake Light By Ecd Control State, Brake Light By ECD Control Value On OFF, Brake Light By ECD IO Control Option Brake Light By ECD, Brake Light By ECD VW Local Control State, Brake Light By ECD, Brake Light Left Test Control Value, Brake Light Left, Brake Light Right Test Control Value, Brake Light Right, Brake Light Test Control Value, Brake Light, Brake Lights, Brake Pedal Appliance Control Value BLS-Control, Brake Pedal Appliance Control Value Brake Light Activation, Brake Pedal Appliance Control Value PAR Control, Brake Pedal Appliance Control Value PAR-Control, Brake System Warning Lamp Brake System Warning Lamp, Brake System Warning Lamp, Brake Wear Indicator Lamp, Break Recommendation Indication Test Control Value, Break Recommendation Indication Test, Bumper Light Rear Left, Bumper Light Rear Right, Button Automated Driving Lighting Test Control Value, Button Indicator Light Test Control Value Indicator Lights, Button Indicator Light Test Control Value Kontrollleuchten, Button Indicator Light Test Control Value Start Parameter, Button Indicator Light Test Control Value, Button Indicator Light Test Indicator Lights, Bypass Valve Electric Machine VW Common Control State, Bypass Valve For Electric Supercharger VW Common Control State, cabin room scan keyminder, cabin room scan transponder id request, Cabin Room Scan Keyminder Control Cyclic On Off Time, Cabin Room Scan Keyminder Timeparameter, Cabin Room Scan Transponder Id Request Timeparameter, Cabn Room Scan Trans ID Req Ctrl Cyclic On Off Time, Cabriolet Windbreak Motor Test Control Value On Off, Camera Heating Control Value, Camera Shutter, Camshaft Adjustment, Camshaft Pos Actuator Exhaust 1, Camshaft Pos Actuator Exhaust 2, Camshaft Pos Actuator Intake 2, Camshaft Position Actuator Exhaust 1 VW Common Control State, Camshaft Position Actuator Exhaust 1, Camshaft Position Actuator Exhaust 2 VW Common Control State, Camshaft Position Actuator Exhaust 2, Camshaft Position Actuator Intake 1 VW Common Control State, Camshaft Position Actuator Intake 1, Camshaft Position Actuator Intake 2 VW Common Control State, Camshaft Position Actuator Intake 2, Can Signal Muting, CAN-Powertrain: Sleep Acknowledge Bit (Terminal 15 OFF), CD ROM Drive Quick Test Control Value, CD/DVD Ejection, Ceiling Light Mod Int And Read Lights Tst Ctrl Val, Ceiling Light Module Int And Reading Lights Test Ctrl Value, Cell Balacing Control Cell 1 Balancing, Cell Balacing Control Cell 2 Balancing, Cell Balacing Control Cell 3 Balancing, Cell Balacing Control Cell 4 Balancing, Cen Lck Rr Ctrl Tst Ctrl Val Cen Lck Rr Lt, Cen Lck Rr Ctrl Tst Ctrl Val Cen Lck Rr Rt, Cen Lck Rr Ctrl Tst Ctrl Val Rr Lck Ctrl, Center Console Area Front Left Control Value, Center Midrange/Treble Speaker, Center Speaker Control Value,

Center Speaker, Central Flap Control Motor, Central Flap Positioning Motor, Central Locking Aerial Diagnosis Control Value, Central Locking Front Control Actuation Time, Central Locking Front Control Start Parameter, Central Locking Indicator Lamp, Central Locking Indicator Light Test Control Value, Central Locking Motors, Central Locking Rear Control Actuation Time, Central Locking Rear Control Start Parameter, Central Locking Rear Control Test Control Value Front Left, Central Locking Rear Control Test Control Value Front Right, Central Locking Rear Control Test Control Value Side Selection, Central Locking Rear Control Test Control Value Start Parameter, Central Locking Rear Control Test Sliding Door Driver Side, Central Locking Rear Control Test Sliding Door Passenger Side, Central Locking Rear Lid Lock Unit Test Sequence Control Value, Central Locking Sliding Door Test Control Value Start Parameter, Central Locking Sliding Door Test Sliding Door Driver Side, Central Locking Sliding Door Test Sliding Door Passenger Side, Central Locking System Locking Unit, Rear Lid, Central Locking System: Close, Central Locking System: Open, Central Locking Test Control Value, Central Locking Unlock Doors Control Value, Central Locking: Lock, Central Locking: Remote Control, Central Locking: Unlock, Central Vents Control Motor, Centre Left Vent Positioning Motor Control Value On Off, Centre Right Vent Positioning Motor Control Value On Off, Centre Vent Positioning Motor Control Value On Off, Charge Air Cooler Coolant Pump, Charge Air Cooler Flap VW Common Control State, Charge Flap Lock A Control Value Connector Locking, Charge Flap Lock A Control Value Flap Locking, Charge Flap Lock B Control Value Connector Locking, Charge Indicator Lamp 1, Charge Indicator Lamp 2, Charge Motion Valve 1 VW Common Control State, Charge Motion Valve 1, Charge Motion Valve 2 VW Common Control State, Charge Motion Valve 2, Charge Motion Valve VW Common Control State, Charge Motion Valve, Charge-Air Cooler Clnt. Mix.valve, Charging Con A Ind Lights Tst Ctrl Val Con Lck, Charging Con A Ind Lights Tst VW Com Ctrl St, Charging Con A Lck Tst Ctrl Val Con Lck, Charging Con B Ind Lights Tst Ctrl Val Con Lck, Charging Con B Ind Lights Tst VW Com Ctrl St, Charging Con B Lck Tst Ctrl Val Con Lck, Charging Connector A Ind Lights Test Ctrl Val Connector Locking, Charging Connector A Indicator Lights Test Control Value LED, Charging Connector A Locking Test Ctrl Value Connector Locking, Charging Connector A Locking Test, Charging Connector B Ind Lights Test Ctrl Val Connector Locking, Charging Connector B Indicator Lights Test Control Value LED, Charging Connector B Locking Test Ctrl Value Connector Locking, Charging Connector B Locking Test, Charging Cur DC DC Converter Ctrl Val Set Charging Cur DCDC, Check DPF Ash Load, Check Link With Server, Child Lock Indicator Light Left, Child Lock Indicator Light Right, Child Safety Lock, Childproof Lock Test Control Value, Childproof Lock, Circulation Pump, Clearance For External Update Process Test Control Value, Close Luggage Compartment Cover Control Value, Close Rear Lid Control Value, Close Sliding Roof Signal, Close Sun Blind, Close Sunroof, Close The Rear Lid, Close Windows and Roof Signal, Closed Circuit Relay, Clutch 2 For All Wheel Drive, Clutch Actuator Value, Clutch Valve 2 For Four-Wheel Drive, Clutch Valve For Four-Wheel Drive, CNG Tank Shutoff Valve 1 VW Common Control State, CNG Tank Shutoff Valve 1, CNG Tank Shutoff Valve 2 VW Common Control State, CNG Tank Shutoff Valve 2, CNG Tank Shutoff Valve 3 VW Common Control State, CNG Tank Shutoff Valve 3, CNG Tank Shutoff Valve 4 VW Common Control State, CNG Tank Shutoff Valve 4, CNG Tank Shutoff Valve VW Common Control State 3, Cold Air Flap Control Motor Front, Cold Start Injector VW Common Control State, Combustion Air Blower, Combustion Blower Test Control Value On Off, Combustion-Air Blower, Comfort Closing, Comfort Opening, Comp For Multi Contour St Psgr Sd Actuation Tst Ctrl Value, Comp Multi Contour St Dr Sd Actuation Tst Ctrl Val, Comp Multi Contour St Pass Sd Actuation Tst Ctrl Val, Compass Control Value On Off, Compass Control Value, Compass Display, Complete Test Of ECU Valves And Pump Motor Control Value On OFF, Compression Test, Compressor (driver Side Multi-Contour Seat), Compressor (passenger Side Multi-Contour Seat), Compressor Air Recirculation Valve VW Common Control State, Compressor Circulation Bypass Valve VW Common Control State, Compressor Control Flap, Compressor For Multi Contour St Dr Sd Actuation Test Ctrl Value, Compressor Level Control Relay, Compressor

Run-In/Cooling Check, Cont Sensrs Extrior Dor Handl Diag Ctrl Val, Contact Sensors For Exterior Door Handle Diagnosis Ctrl Value, Contour Lighting Of Dashboard Test Control Value, Contour Lighting Of Multimedia System Op Unit Test Ctrl Value, Contour Lightng Multimedia Sys Op Tst Ctrl Val, Control for two-wheel and handbrake VW Com Ctrl St, Control Head Function Lamp (Activation), Control KL 30G Control Value, Control Lamp Button Load Profile, Control lamp For belt warning, Control lamp for brake pad, Control lamp For dual-circuit and handbrake system, Control lamp for fuel reserve, Control lamp for oil level, Control lamp for oil pressure, Control lamp for overheating, Control lamp For parking brake, Control lamp for pre-glow time, Control lamp for wash water shortage, Control Line For Dynamic Flashing Light Test Control Value, Control Module Cooling Fan, Control Motor For Air Dist Rear Left Test Ctrl Value On Off, Control Motor For Air Dist Rear Right Test Ctrl Value On Off, Control Motors For Design Covers Test Control Value, Control Position Confirmation, Control Position Front Left, Control Position Front Right, Control Position Rear Left, Control Position Rear Right, Control Supply Voltage Vip, Control Unit For Fragrancing System Test Control Value, Control Valve Coolant Pump VW Common Control State, Control Valve Rear Axle Control Value On OFF, Control Wheel Pressure Wheel Pressure, Control Wheel Pressure Wheel, Convenience And Dr Assist Op Unit 2 Lvl Ind Lmp Test Ctrl Value, Convenience And Dr Asst Op 2 Lvl Ind Lmp Tst Ctrl Val, Convertible Roof Actuation Motor 2 Test Control Value On Off, Convertible Roof Box Lid Lock Motor Control Value On Off, Convertible Roof Box Lid Lock Motor, Convertible Roof Close Control Value On Off, Convertible Roof Flap Motor Control Value On Off, Convertible Roof Lock Motor Control Value On Off, Convertible Roof Lock Motor, Convertible Roof Motor Test Control Value On Off, Convertible Roof Open Control Value On Off, Convertible Roof Operation Warning Lamp, Convertible Top Compartment Tray Motor Control Value On Off, Convertible Top Compartment Tray Motor, Convr Roof Actuation Hydra Pmp Rel 2 Ctrl Val On Off, Convr Roof Actuation Hydra Pmp Rel 2 VW Com Ctrl St, Convr Roof Actuation Hydra Pmp Rel Ctrl Val On Off, Convr Roof Actuation Hydra Pmp Rel VW Com Ctrl St, Cool Pmp For Lo Temp Circuit Act Tst Inp O-P Ctrl Parameter, Cool Pmp Lo Temp Cir Act Tst Ctrl Val On Off, Cool Pmp Lo Temp Cir Act Tst VW Com Ctrl St, Cool Pump For Lo Temp Circuit Actuator Test Ctrl Value On Off, Cool Pump For Lo Temp Circuit Actuator Test VW Com Ctrl State, Coolant Change Over Valve 3 Test Control Value On Off, Coolant Change Over Valve 5 Test Control Value On Off, Coolant Circuit Switching Valve, Coolant Circulation Pump 2 Test Control Value On Off, Coolant Circulation Pump 2 Test Input Output Control Parameter, Coolant Circulation Pump 2, Coolant Circulation Pump 3 Control Value On Off, Coolant Circulation Pump 3 Input Output Control Parameter, Coolant Circulation Pump 3 VW Common Control State, Coolant Circulation Pump 3, Coolant Circulation Pump 4 Actuator, Coolant Circulation Pump 4 Position, Coolant Circulation Pump Control Value On Off, Coolant Circulation Pump Control Value, Coolant Circulation Pump Input Output Control Parameter, Coolant Circulation Pump, Coolant Fan Control Circuit 1, Coolant Fan Control Module, Coolant Fan, Coolant Pump Control Circuit, Coolant Pump Control HV Batterie Pump Duty, Coolant Pump Switching Valve, Coolant Pump, Coolant Pump, Charge Air Cooler, Coolant Relay High-Output Preheating, Coolant Relay Low-Output Preheating, Coolant Rotary Valve VW Common Control State, Coolant Shut-Off Valve Control Value On Off, Coolant Shut-Off Valve Control Value, Coolant Shut-Off Valve VW Common Control State, Coolant Shut-Off Valve, Coolant Temperature Gauge, Coolant Valve 1 Test Control Value On Off, Coolant Valve 2 Test Control Value On Off, Coolant Valve 3 Test Control Value On Off, Coolant Valve 4 Test Control Value On Off, Coolant Valve 5 Test Control Value On Off, Coolant Valve 6 Test Control Value On Off, Coolant Valve 7 Test Control Value On Off, Coolant Valve Battery VW Common Control State, Coolant Valve For Cylinder Head VW Common Control State, Coolant Valve For Cylinder Head, Coolant Valve For Gearbox VW Common Control State, Coolant Valve For Gearbox, Coolant Valve Radiator VW Common Control State, Coolant Valve Radiator, Coolant Valve Test Control Value On Off, Cooler Fan Control, Cooling Circuit Control Valve, Cooling Fan 1 Control Circuit, Cooling Fan Control Circuit, Cooling Valve 1 Hi Voltage Battery Cooling Valve1 Tar Position, Cooling Valve 1

Hybrid Batterie Cooling Valve1 Target Position, Cooling Valve 2 Hybrid Batterie Cooling Valve2 Target Position, Cooling Valve1 Hybrid Batterie Cooling Valve1 Target Position, Cooling Valve2 Hybrid Batterie Cooling Valve2 Target Position, Cooling Vlv 1 Hi V Bat Cooling Valve1 Tar Pos, Cornering Light: Dimming Duration (Activation), Cornering Light: Dimming Duration (Deactivation), Cornering Light: Maximum Activation, Countersteering Check Control Value Torque Control, Countersteering Check Control Value Torque Control, Crankcase Breather Control Valve, Crankcase Breather Heater 1, Crankcase Ventilation Heater 1 VW Common Control State, Crankcase Ventilation Heater 1, Crankcase Ventilation Heater 2 VW Common Control State, Crankcase Ventilation Heater 3 VW Common Control State, Crankcase Ventilation Valve VW Common Control State, Crankcase Ventilation Valve, Crash Signal, Cruise Control Indicator Lamp Control Value, Cruise Control Indicator Lamp, Cruise Control Switch Illumination Bulb Control Value, Ctrl Mot Air Dist Rr Lt Tst Ctrl Val On Off, Ctrl Mot Air Dist Rr Rt Tst Ctrl Val On Off, Cup Holder Ambient Light, Cup Holder With Heater And Cooling Element Test Control Value, Current Reduced Laser Light Control Control Value, Curve Lighting Warning Light, Cutoff Valve 1 Refrigerant Test Input Output Control Parameter, Cutoff Valve 1 Refrigerant Test VW Common Control State, Cutoff Valve 1 Refrigerant Test, Cutoff Valve 2 Refrigerant Test Input Output Control Parameter, Cutoff Valve 2 Refrigerant Test VW Common Control State, Cutoff Valve 2 Refrigerant Test, Cutoff Warning Control Value Warning Level, Cutoff Warning Cutoff Level, Cylinder Deactivation Actuator 1 VW Common Control State, Cylinder Deactivation Actuator 2 VW Common Control State, Cylinder Deactivation Actuator 3 VW Common Control State, Cylinder Deactivation Actuator 4 VW Common Control State, Cylinder Head Coolant Valve, Damper Front Left (Hard), Damper Front Left (Soft), Damper Front Left Hard Control State, Damper Front Left Hard Control Value Weak Hard, Damper Front Left Weak Control Value Weak Hard, Damper Front Right (Hard), Damper Front Right (Soft), Damper Front Right Hard Control State, Damper Front Right Hard Control Value Weak Hard, Damper Front Right Weak Control Value Weak Hard, Damper Rear Left (Hard), Damper Rear Left (Soft), Damper Rear Left Hard Control State, Damper Rear Left Hard Control Value Weak Hard, Damper Rear Left Weak Control Value Weak Hard, Damper Rear Right (Hard), Damper Rear Right (Soft), Damper Rear Right Hard Control State, Damper Rear Right Hard Control Value Weak Hard, Damper Rear Right Weak Control Value Weak Hard, Damper Valve Current Front Left Control Value Current, Damper Valve Current Front Right Control Value Current, Damper Valve Current Rear Left Control Value Current, Damper Valve Current Rear Right Control Value Current, Dash Panel Vent Indicator Lamp Test Control Value, Dash Panel Vent Positioning Motor Test Control Value On Off, Daytime Run Light Deactive Tst Ctrl Val Can Sig, Daytime Run Light Deactive Tst Ctrl Val Ind Light, Daytime Running And Side Light Left 2 Test Control Value, Daytime Running And Side Light Left Led Test Control Value, Daytime Running And Side Light Left Test Control Value, Daytime Running And Side Light Right 2 Test Control Value, Daytime Running And Side Light Right Led Test Control Value, Daytime Running And Side Light Right Test Control Value, Daytime Running Light Left 2 Test Control Value, Daytime Running Light Left Test Control Value, Daytime Running Light Right 2 Test Control Value, Daytime Running Light Right Test Control Value, Daytime Running Light Test 2 Control Value, Daytime Running Lights Bulb 2 Left, Daytime Running Lights Bulb 2 Right, Daytime Running Lights Bulb Left, Daytime Running Lights Bulb Right, Daytime Running Lights LED Module Control Circuit Left, Daytime Running Lights LED Module Control Circuit Right, Daytime Running Lights Test Control Value, Daytimerunninglight Test Controlstate Data 2, Defined Segment Control Matrix Headlamp Left Control Value, Defined Segment Control Matrix Headlamp Left, Defined Segment Control Matrix Headlamp Right Control Value, Defined Segment Control Matrix Headlamp Right, Defrost Flap Control Motor, Defroster Button Indicator Light Test Control Value, Defroster Flap Control Motor Control Value On Off, Defroster Flap Control Motor Input Output Control Parameter, Defroster Flap Control Motor Setpoint, Defroster Flap Control Motor, Delayed Closing Indicator Light Test Control Value, Deploy Function Light Operating Button, Designlight Test Controlstate Data 2, Diesel

Particle Filter Indicator Lamp, Diesel Particulate Filter Indicator Lamp VW Common Ctrl State, Diesel Particulate Filter Indicator Lamp, Digital Mirror Device Left Supply Test Control Value, Digital Mirror Device Right Supply Test Control Value, Dimming Interior Light Test Control Value, Dimming Left Static Cornering Lighting Control Value, Dimming Left Static Cornering Lighting Dimming Target Value, Dimming Lt Static Cornering Lighting Ctrl Value Dimming Target, Dimming Lt Static Cornng Lightng Ctrl Val Dimming Tar, Dimming Right Static Cornering Lighting Control Value, Dimming Right Static Cornering Lighting Dimming Target Value, Dimming Rt Static Cornering Lighting Ctrl Value Dimming Target, Dimming Rt Static Cornng Lightng Ctrl Val Dimming Tar, Dimming Terminal 58t Control Value On Off, Dimming Terminal 58T, Dipped Beam, Direction Indicator Left, Direction Indicator Right, Disengagement Clutch Actuator Test VW Common Control State, Disengagement Clutch Actuator Test, Display 1, Display and Operating Unit Front, Display For Lane Departure Warning Control Value, Display Road Sign In Dash Panel Insert Control Value, Display Road Sign In Dash Panel Insert, Display Test 1 Control Value Display, Display Test 1 Display, Display Test 2 Control Value Display, Display Test 2 Display, Display Test 3 Control Value Display, Display Test 5 Display, Display Test Ctrl Unit Dash Panel Insert Control Value Display, Display Test Retractable 1 Display State, Display Test Retractable 1 Retractable Display, Display Test Retractable 2 Display State, Display Test Retractable 2 Retractable Display, Display Test Selective Control Value, Display Test, Display Test, Text, Display Unit Adjustment 2 Test Control Value, Display Unit Adjustment Test Control Value, Display: Black Segments, Display: Red Segments, Door Ambient Lighting Front Left Test Control Value, Door Ambient Lighting Front Right Test Control Value, Door Ambient Lighting Rear Left Test Control Value, Door Ambient Lighting Rear Right Test Control Value, Door Condition Signal Test Control Value, Door Contour Lighting Front Left Test Control Value, Door Contour Lighting Front Right Test Control Value, Door Contour Lighting Rear Left Test Control Value, Door Contour Lighting Rear Right Test Control Value, Door Exterior Handle Switch Control Motor Test Control Value, Door Handle Control On, Door Illumination Front Actuation Time, Door Illumination Front Start Parameter, Door Illumination Rear Actuation Time, Door Illumination Rear Start Parameter, door knob electronics door behind right check, door knob electronics driver side check, door knob electronics passenger side check, Door Knob Electronics: Door Behind Left Check, Door Warning Light, Doors Not Closed Signal, Dosing Pump Test Control Value On Off, Dosing/Metering Pump, Double Bass Speaker 1 Front Left Control Value, Double Bass Speaker 1 Front Right Control Value, Double Bass Speaker 2 Front Right Control Value, Double Subwoofer Speaker 1 Control Value, Double Subwoofer Speaker 2 Control Value, Doubler Bass Speaker 2 Front Left Control Value, Dr Hazard Warn At Danger Coli Wt A Person Tst Ctrl Val, Dr Warn Disp Brk Booster Ctrl Val Advice Text Msg, Dr Warn Disp Brk Booster Ctrl Val Brk Sys Warn Lmp, Dr Warn Disp Brk Booster Ctrl Val OBD Stat Lmp, Dr Warn Disp Brk Booster Ctrl Val Warn Ind Lmp, Dr Warn Disp Brk Booster Ctrl Val Warn Text Msg, Dr Warning Disp Brake Booster Ctrl Value Advice Text Message, Dr Warning Disp Brake Booster Ctrl Value Brake Sys Warning Lamp, Dr Warning Disp Brake Booster Ctrl Value Warning Text Message, Driv.side Window Lifter, Closing, Driv.side Window Lifter, Opening, Drive Programm Indicator Light VW Common Control State, Driver Assistance Systems CAN-Extended Separator, Driver Hazard Warning At Danger Of Collision With A Person Test, Driver Side Multi-Contour Seat: Functional Test, Driver Warning Display Brake Booster Ctrl Value OBD Status Lamp, Driving Mode Switch, Driving School Acoustic Warning Test Control Value Can Signal, Drv Dynamics Reg Hi Pres Switch Valve 1 Ctrl Value On OFF, Drv Dynamics Reg Hi Pres Switch Valve 2 Ctrl Value On OFF, Drv Dynmcs Reg Hi Pres SW Vlv 1 Ctrl Val On Off, Drv Dynmcs Reg Hi Pres SW Vlv 1 VW Local Ctrl St, Drv Dynmcs Reg Hi Pres SW Vlv 2 Ctrl Val On Off, Drv Dynmcs Reg Hi Pres SW Vlv 2 VW Local Ctrl St, Drv School Acs Warn Tst Ctrl Val Ind Light, Drv School Acs Warn Tst Ctrl Val Sup V, Drv School FW Illum Tst Ctrl Val Can Sig, Drv School FW Illum Tst Ctrl Val FW Illum, Drv School FW Illum Tst Ctrl Val Ind Light, Drv School Rem Ctrl Ind Light Tst Ctrl Val Lo Beam Tst, Drv School Rem Ctrl Ind Light Tst Ctrl Val Main Beam Tst, Drv School Rem Ctrl Ind Light Tst Ctrl Val

Turn Signals Lt Tst, Ds Belt Buckle Illumination, DTC 01486 ESP Function Test, Dynamic Cornering Light: Adjust to Steering Angle Dependent Pos, Dynamic Cornering Light: Adjusting to Center Position, Dynamic Cornering Light: Adjusting to Inner Position, Dynamic Cornering Light: Adjusting to Outer Position, Dynamic Cornering Light: Position Left, Dynamic Cornering Light: Position Right, Dynamic Headlight Range Control Test Control Value, Dynamic Light Function Test Control Value, Dynamic Test Actuationtime, Dynamic Test Control Value 1actuatorvalue, Dynamic Test Control Value 1ID Actuator, Dynamic Test Control Value 2actuatorvalue, Dynamic Test Control Value 2ID Actuator, Dynamic Test Control Value 2idactuator, Dynamic Test Control Value 3actuatorvalue, Dynamic Test Control Value 3ID Actuator, Dynamic Test Control Value 3idactuator, Dynamic Test Control Value 4actuatorvalue, Dynamic Test Control Value 4ID Actuator, Dynamic Test Control Value 4idactuator, Dynamic Test Control Value Actuationtime, Dynamic Test Control Value Waitingtime, Dynamic Test Watingtime, ECM/PCM Power Relay, ECM-PCM Power Relay VW Common Control State, ECM-PCM Power Relay, Egr Bypass Solenoid Valve, EGR Cooler Bypass Valve 2, EGR Cooler Bypass Valve, Egr Cooler Coolant Pump, EGR Cooler Pump, Egr Cooling Coolant Pump, Egr Cooling Switching Valve 2, Egr Cooling Switching Valve, EGR Low Temperature Cooling Water Pump, EGR Valve 1, EGR Valve Cooler Bypass Valve VW Common Control State, EGR Valve Cooler Bypass Valve, Elec Air Cond Comp Tst VW Com Ctrl St, Elec Air Conditioner Compressor Test Inp Output Ctrl Parameter, Elec Hi Temp Cool Pmp VW Com Ctrl St, Elec Water Pmp EGR Lo Temp Cooling VW Com Ctrl St, Elec Water Pump For EGR Lo Temp Cooling VW Common Ctrl State, Electr. Vacuum Pump (brake), Electric Aux. Fuel Pump Relay, Electric Coolant Pump 2 VW Common Control State, Electric Coolant Pump 2, Electric Coolant Pump VW Common Control State, Electric Coolant Pump, Electric Fuel Pump Control Unit, Electric Fuel Pump Relay, Electric Fuel Pump, Electric Machine Bypass Valve, Electrical Air Conditioner Compressor Test Control Value On Off, Electrical Catalyst Heater Actuator Test VW Common Ctrl State, Electrical Fuel Pump 2 VW Common Control State, Electrical Fuel Pump VW Common Control State, Electrical Fuel Pump, Electrical High Temperature Coolant Pump VW Common Ctrl State, Electrical High Temperature Coolant Pump, Electrical Low Temperature Coolant Pump VW Common Control State, Electrical Thermostat, Electrically Adjustable Steering Column Test Control Value, Electronic Roof Control Without Conditions Position, Electronic Roof Position Control Position, Electronic Stability Program (ESP), EMC Mode Flap Control Motors Test Control Value On Off, EMC Mode Flap Control Motors Test VW Common Control State, EMC Mode Flap Control Motors Test, EMC Mode Flap Ctrl Motors Test Input Output Control Parameter, Emc Test Mode, Emergency Brake Signal Control State, Emergency Brake Signal Control Value On OFF, Emergency Brake Signal VW Local Control State, Emergency Call Establishment Test Control Value, Emergency Call System: Functional Test, Emergency Call System: Loudspeaker, Emergency Call System: Manual Emergency Call, Emergency Flashers Control Lamp, Emergency Flashers Indicator Lamp, Emission Warning Lamp (MIL), Enabling For External Systems Test Control Value, Energize Power-Latch Control Value Direction Of Movement, Energize Power-Latch Direction, Eng Cool Pmp Charged Air Cooling VW Com Ctrl St, Eng Sound Generation Tst Tone Ctrl Val Chn Selcn, Eng Sound Generation Tst Tone Ctrl Val Frequence Tone Selcn, Eng Sound Generation Tst Tone Ctrl Val Frequence Tone Selection, Eng Sound Generation Tst Tone Ctrl Val Vol Selcn, Engine Compartment Fan 2 Control VW Common Control State, Engine Compartment Fan Control VW Common Control State, Engine Compartment Light, Engine Component Current Supply Relay 2 VW Common Control State, Engine Component Relay, Engine Components Voltage Supply Relay, Engine Cool Pump 2 For Charged Air Cooling VW Common Ctrl State, Engine Cool Pump For Charged Air Cooling VW Common Ctrl State, Engine Coolant Pump For Charged Air Cooling, Engine Coolant Pump Relay, Engine Cutoff Speed VW Common Control State, Engine Mount 1 VW Common Control State, Engine Mount 1, Engine Mount 2 VW Common Control State, Engine Mount 2, Engine Mount VW Common Control State, Engine Mount. Sol. Valve, Left, Engine Mount. Sol. Valve, Right, Engine Mounting Control 1, Engine Mounting Control

2, Engine Mounting Control, Engine Mounting, Engine Oil Cooler Valve VW Common Control State, Engine Oil Pump, Bypass Sol.Valve, Engine Overheating Warning Lamp, Engine Sound Generation Test Tone Ctrl Value Channel Selection, Engine Sound Generation Test Tone Ctrl Value Volume Selection, Engine Temp. Regulation Actuator, Engine Temperature Regulation Actuator VW Common Control State, Engine Temperature Regulation Actuator, Enrgy Consumer Switchoff Ctrl Val Cen Lck Rr Rt, Entry And Start Authorisation Aerials Diagnosis Control Value, Entry Exit Scan At Back Control Cyclic On Off Time, Entry Exit Scan At Back Timeparameter, Entry Exit Scan At Back, Entry Exit Scan At Driver Door Control Cyclic On Off Time, Entry Exit Scan At Driver Door Timeparameter, Entry Exit Scan At Driver Door, Entry Exit Scan At Passenger Door Control Cyclic On Off Time, Entry Exit Scan At Passenger Door Timeparameter, Entry Exit Scan At Passenger Door, Entry Light Rear Test Control Value Side Selection, Entry Light Rear Test Control Value Start Parameter, Entwicklerstellglied 01 IO Control Option OBD Status Lamp, Environment Illumination Test Control Value, EOL Charge Motion Valves VW Common Control State, EOL Exhaust Gas Turbochargers VW Common Control State, EOL Throttle Valves VW Common Control State, Error Check Control Value On Off, Error Lamp, Error Text Output, Erweiterte Stellglieddiagnose ABS Pump Motor (2), Erweiterte Stellglieddiagnose ABS Pump Motor, Erweiterte Stellglieddiagnose Front Left ABS Inlet Valve (2), Erweiterte Stellglieddiagnose Front Left ABS Inlet Valve, Erweiterte Stellglieddiagnose Front Left ABS Outlet Valve (2), Erweiterte Stellglieddiagnose Front Left ABS Outlet Valve, Erweiterte Stellglieddiagnose Front Right ABS Inlet Valve (2), Erweiterte Stellglieddiagnose Front Right ABS Inlet Valve, Erweiterte Stellglieddiagnose Front Right ABS Outlet Valve (2), Erweiterte Stellglieddiagnose Front Right ABS Outlet Valve, Erweiterte Stellglieddiagnose Rear Left ABS Inlet Valve (2), Erweiterte Stellglieddiagnose Rear Left ABS Inlet Valve, Erweiterte Stellglieddiagnose Rear Left ABS Outlet Valve (2), Erweiterte Stellglieddiagnose Rear Left ABS Outlet Valve, Erweiterte Stellglieddiagnose Rear Right ABS Inlet Valve (2), Erweiterte Stellglieddiagnose Rear Right ABS Inlet Valve, Erweiterte Stellglieddiagnose Rear Right ABS Outlet Valve (2), Erweiterte Stellglieddiagnose Rear Right ABS Outlet Valve, Erweiterte Stellglieddiagnose TC ISO 1 Valve (2), Erweiterte Stellglieddiagnose TC ISO 1 Valve, Erweiterte Stellglieddiagnose TC ISO 2 Valve (2), Erweiterte Stellglieddiagnose TC ISO 2 Valve, Erweiterte Stellglieddiagnose TC Supply 1 Valve (2), Erweiterte Stellglieddiagnose TC Supply 1 Valve, Erweiterte Stellglieddiagnose TC Supply 2 Valve (2), Erweiterte Stellglieddiagnose TC Supply 2 Valve, ESP Road Test, ESP Test, ESP-Data (Brake), ESP-Data (Variants), Evap Actuation, Evap Ems Sys Leak Det Pmp VW Com Ctrl St, Evap Ems Sys Leak Det Vlv VW Com Ctrl St, EVAP Leak Detection Pump Sense Circuit, Evap Purge Valve 2 VW Common Control State, Evap Purge Valve 2, EVAP System Purge Control Valve, Evap.Emission Control Regen.Valve, Evaporative Emission System Leak Det Pump VW Common Ctrl State, Evaporative Emission System Leak Det Valve VW Common Ctrl State, Evaporative Emission System Leak Detection Pump, Evaporative Emission(EVAP)Canister Purge Regulator Valve, Ex Gas Recirculation Cooler Bypass Valve 2 VW Common Ctrl State, Example Input Output Identifier Controlstate, Exhaust Gas Flap VW Common Control State, Exhaust Gas Flap, Exhaust Gas Turbocharger 1 VW Common Control State, Exhaust Gas Turbocharger 1, Exhaust Gas Turbocharger 2 VW Common Control State, Exhaust Gas Turbocharger 2, Exh. Gas Treatment Scr Heating 2, Exh. Gas Treatment Scr Heating 3, Exh. Supercharger Recirc. Valve, Exhaust Camsh.control Sol. Valve, Exhaust Camsh.timing Control(b1), Exhaust Camsh.timing Control(b2), Exhaust Flap Actuator, Exhaust Flap Control Motor, Exhaust Gas Flap 2 VW Common Control State, Exhaust Gas Flap 2, Exhaust Gas Flap 3 VW Common Control State, Exhaust Gas Flap 3, Exhaust Gas Flap, Exhaust Gas Recirculation Cooler Switch-Over Valve, Exhaust Gas Recirculation Cooling Switch-Over Valve, Exhaust Gas Recirculation Valve 1 VW Common Control State, Exhaust Gas Recirculation Valve 1, Exhaust Gas Recirculation Valve 2 VW Common Control State, Exhaust Gas Recirculation Valve 2, Exhaust Gas Recirculation Valve 3 VW Common Control State, Exhaust Gas Recirculation Valve Cooler Bypass Valve, Exhaust Gas Recirculation Valve, Exhaust Gas Treatm. Scr Injector, Exhaust

Gas Treatment Scr Heating, Exhaust Gas Turbocharger 1, Exhaust Pressure Control Valve, Exhaust Turbocharger Cntrl. Valve, Exhaust-Gas Recirculat. Actuator, Exhaust-Gas Recirculat.actuator 1, Exhaust-Gas Recirculat.actuator 2, Exhaust-Gas Recirculation Valve, Exhaust-Gas Turbocharger Ecu 1, Extend Mirror, Extender Module Test Control Value, Exterior Ambient Lighting, Exterior Light Entire Test Control Value, Exterior Lighting, Exterior Mirror Automatic Dimming, External Audio Diagnosis Test, Fail Safe Light Test Control Value, FAN 1 2 Test Controlstate Data 2, Fan 1 Control Circuit, FAN 1 Test Controlstate Data 2, FAN 2 Test Controlstate Data 2, FAN 3 Test Controlstate Data 2, FAN 4 Test Controlstate Data 2, Fan After Run Relay VW Common Control State, Fan Control 1 Control Value On Off, Fan Control 1 Input Output Control Parameter, Fan Control 1 VW Common Control State, Fan Control 1, Fan Control 2 Control Value On Off, Fan Control 2 Input Output Control Parameter, Fan Control 2 VW Common Control State, Fan Control 2, Fan Control Relay Level 1 VW Common Control State, Fan Control Relay Level 2 VW Common Control State, Fan Control Relay Test Control Value On Off, Fan Control, Fill Pressure Lines, Flame Monitor/glow Element Unit, Flap Def FL Intervallbetrieb, Flap Def FL Klappenposition, Flap Dif Mid FL Intervallbetrieb, Flap Dif Mid FL Klappenposition, Flap Dif Mid FR Intervallbetrieb, Flap Dif Mid FR Klappenposition, Flap Distrib BL Intervallbetrieb, Flap Distrib BL Klappenposition, Flap Distrib BR Intervallbetrieb, Flap Distrib BR Klappenposition, Flap Floor FL Intervallbetrieb, Flap Floor FL Klappenposition, Flap Floor FR Intervallbetrieb, Flap Floor FR Klappenposition, Flap Head Up Display Test Control Value, Flap Lim BL Intervallbetrieb, Flap Lim BL Klappenposition, Flap Lim BR Intervallbetrieb, Flap Lim BR Klappenposition, Flap Mid BL Intervallbetrieb, Flap Mid BL Klappenposition, Flap Mid BR Intervallbetrieb, Flap Mid BR Klappenposition, Flap Mid FL Intervallbetrieb, Flap Mid FL Klappenposition, Flap Mid FR Intervallbetrieb, Flap Mid FR Klappenposition, Flap Pers Mid BLH Intervallbetrieb, Flap Pers Mid BLH Klappenposition, Flap Pers Mid BLV Intervallbetrieb, Flap Pers Mid BLV Klappenposition, Flap Pers Mid BRH Intervallbetrieb, Flap Pers Mid BRH Klappenposition, Flap Pers Mid BRV Intervallbetrieb, Flap Pers Mid BRV Klappenposition, Flap Pers Mid FLH Intervallbetrieb, Flap Pers Mid FLH Klappenposition, Flap Pers Mid FLV Intervallbetrieb, Flap Pers Mid FLV Klappenposition, Flap Pers Mid FRH Intervallbetrieb, Flap Pers Mid FRH Klappenposition, Flap Pers Mid FRV Intervallbetrieb, Flap Pers Mid FRV Klappenposition, Flap Pers Side FLH Intervallbetrieb, Flap Pers Side FLH Klappenposition, Flap Pers Side FLV Intervallbetrieb, Flap Pers Side FLV Klappenposition, Flap Pers Side FRH Intervallbetrieb, Flap Pers Side FRH Klappenposition, Flap Pers Side FRV Intervallbetrieb, Flap Pers Side FRV Klappenposition, Flap Ram Air FL Intervallbetrieb, Flap Ram Air FL Klappenposition, Flap Recirc B Intervallbetrieb, Flap Recirc B Klappenposition, Flap Recirc F Intervallbetrieb, Flap Recirc F Klappenposition, Flap Side FL Intervallbetrieb, Flap Side FL Klappenposition, Flap Side FR Intervallbetrieb, Flap Side FR Klappenposition, Flap Temp BL Intervallbetrieb, Flap Temp BL Klappenposition, Flap Temp BR Intervallbetrieb, Flap Temp BR Klappenposition, Flap Temp FL Intervallbetrieb, Flap Temp FL Klappenposition, Flap Temp Floor FL Intervallbetrieb, Flap Temp Floor FL Klappenposition, Flap Temp Floor FR Intervallbetrieb, Flap Temp Floor FR Klappenposition, Flap Temp FR Intervallbetrieb, Flap Temp FR Klappenposition, Flap Temp Mid B Intervallbetrieb, Flap Temp Mid B Klappenposition, Flashing Lights Front Test Control Value, Flashing Lights Rear Test Control Value, Fog Light Left Test Control Value, Fog Light Rear Test Control Value, Fog Light Right Test Control Value, Fog Light Test Control Value Side Selection, Fog Light Test Control Value Start Parameter, Fog Light, Left, Fog Light, Right, Fog Lights Rear Left, Fog Lights Rear Right, Fog Lights Rear, Fog Lights, Fog-Lamps Bulb Left, Fog-Lamps Bulb Right, Footrest Adjustment Test Control Value, Footwell Flap Control Motor Left, Footwell Flap Control Motor Right, Footwell Flap Positioning Motor Actuation Control Value On Off, Footwell Illumination Front Test Control Value, Footwell Illumination Multicolor Control Value, Footwell Illumination Rear Test Control Value, Footwell Light Test Control Value, Footwell Lighting Rear Left, Footwell Lighting Rear Right, Footwell Lights Front, Footwell Lights Rear, Footwell Lights, Footwell Vent Positioning Motor Rear, Force FB Accelerator

Pedal Low Version VW Common Ctrl State, Force Feedback Accelerator Pedal 3, Force Feedback Accelerator Pedal Control Value Function, Force Feedback Accelerator Pedal Control Value Position, Force Feedback Accelerator Pedal VW Common Control State 3, Force Feedback AP Low Version, Fr Wash Pmp Ctrl Heat Wip Arms Tst Ctrl Val, Fresh Air - Air Recirculation - Air Flow Flap Ctrl Mot Setpoint, Fresh Air Blower Activation, Fresh Air Blower Front, Fresh Air Blower Rear Tension, Fresh Air Blower, Fresh Air Flap Positioning Motor Control Value On Off, Fresh/circulating Air Flap, Front Acoustic Signal Frequency, Front Acoustic Signal Volume, Front Air Distr. Flap Ctrl. Motor, Front Axle Damper Ventilation/Bleeding, Front Axle Damper Ventilation/Filling, Front Axle Torque Request, Front Centre Console Ambient Light 1, Front DS Door Trim Ambient Light., Front Fog Lights, Front Footwell Lighting, Front Fresh Air Blower, Front Left ABS Inlet Valve Control Value On OFF, Front Left ABS Inlet Valve Front Left ABS Inlet Valve, Front Left ABS Inlet Valve VW Local Control State, Front Left ABS Outlet Valve Control Value On OFF, Front Left ABS Outlet Valve VW Local Control State, Front Left Abs Solenoid Valve, Front Left Loudspeaker Control Value, Front Left Turn Signal Indicator Lamp 2, Rear Left Indicator La, Front Lid Release Motor Control Value, Front Parking Aid Loudspeaker Control Value, Front Parking Aid Loudspeaker VW Common Control State, Front Parking Aid Loudspeaker, Front Parking Aid Warning Buzzer, Front PS Door Trim Ambient Light., Front Right ABS Inlet Valve Control Value On OFF, Front Right ABS Inlet Valve Front Right ABS Inlet Valve, Front Right ABS Inlet Valve VW Local Control State, Front Right ABS Outlet Valve Control Value On OFF, Front Right ABS Outlet Valve VW Local Control State, Front Right Abs Solenoid Valve, Front Right Center Console Area Control Value, Front Right Loudspeaker Control Value, Front Right Turn Signal Indicator Lamp 2, Rear Right Indicator, Front Sunroof: Close/Lower, Front Sunroof: Open/Raise, Front Washer Pump Control Unit Front Washing Test Control Value, Front Washer Pump Ctrl Unit Heat Wiper Arms Test Control Value, Front Washing Test Control Value, Front Wiper Service Mode/Position, Front Wiper Tear Wiping, Front-Passenger Airbag Indicator Lamp (off), Frs Air - Air Recirculation - Air Flow Flap Ctrl Mot Inp O-P Co, Frs Air - Air Recirculation - Air Flow Flap Ctrl Mot Setpoint, Frs./air Rec/air Flw.fl.ctrl.mot., Fuel Cooling Relay, Fuel Evap. Shutoff Valve, Fuel Evaporation Shutoff Valve, Fuel Evaporation/Regeneration Valve, Fuel Heating Element Actuation Test Control Value On Off, Fuel Injector 1, Fuel Injector 2, Fuel Injector 3, Fuel Injector 4, Fuel Level Display, Fuel Metering Pump, Fuel Metering Unit VW Common Control State, Fuel Metering Valve, Fuel Pre-Heating Heater, Fuel Pressure Control Valve, Fuel Pressure Reduction, Fuel Pressure Regulation, Fuel Pressure Regulator 2 VW Common Control State, Fuel Pressure Regulator 2, Fuel Pressure Regulator Diesel VW Common Control State, Fuel Pressure Regulator Diesel, Fuel Pressure Regulator Valve, Fuel Pressure Regulator VW Common Control State, Fuel Pressure Regulator, Fuel Pump Electronics Signal Line, Fuel Pump Relay Control Circuit, Fuel Pump Relay Control Test Control Value On Off, Fuel Pump Relay VW Common Control State, Fuel Pump Relay, Fuel Pump, Fuel Quantity Control Valve, Fuel Quantity Solenoid Valve, Fuel Tank Breather Valve: Actuation, Fuel Tank Cap: Lock, Fuel Tank Cap: Unlock, Fuel Tank Flap Lock Control Value, Fuel Tank Flap Unlock Control Value, Fuel Tank Isolation Valve VW Common Control State, Fuel Tank Isolation Valve, Fuel Tank Vent Valve VW Common Control State, Fuel Tank Vent Valve, Fun Lmp Autohold Btn Fun Lmp Autohold Btn, Fun Lmp Park Brk Btn Fun Lmp Park Brk Btn, Function Lamp For Autohold Button Fun Lamp For Autohold Button, Function Lamp For Autohold Button, Function Lamp Parking Brake Button, Function Lamps (Deactivation), Function Lmp For Autohold Btn IO Ctrl Opt Fun Lmp For Autohold, Function Lmp Parking Brake Button Fun Lmp Parking Brake Button, Function Lmp PK Brk Button IO Ctrl Opt Fun Lmp PK Brk Button, Function Test (w/o Reverse Gear), Function Test All Valves Control Value On Off, Function Test All Valves Input Output Control Parameter, Function Test Ebkv Stage, Functional Illuminat One Test Control Value, Functional Illuminat Two Test Control Value, Further Function Lights, FV Safe State Simulation Control Value, Gear Oil Coolant Pump VW Common Control State, Gear Oil Coolant Pump, Gear Oil Cooling Valve Close Control Value, Gear Oil Cooling Valve Open Control Value, Gear Oil Cooling Valve

Open VW Common Control State, Gear Selection Value 1, Gear Selection Value 2, Gear Selection Value 3, Gearbob Hydraulic Pump, Gearbox Coolant Valve, General Inp O-P Tst Ctrl Val Veh Veloc Sig Tst, General Input Output Test Control Value Output 01, General Input Output Test Control Value Output 02, General Input Output Test Control Value Output 03, General Input Output Test Control Value Output 04, General Input Output Test Control Value Output 05, General Input Output Test Control Value Output 06, General Input Output Test Control Value Output 07, General Input Output Test Control Value Output 08, General Input Output Test Control Value Output 09, General Input Output Test Control Value Output 10, General Input Output Test Control Value Output 11, General Input Output Test Control Value Output 12, General Input Output Test Control Value Output 13, General Input Output Test Control Value Output 14, General Input Output Test Control Value Output 15, General Input Output Test Control Value Output 16, General Input Output Test Control Value Output 17, General Input Output Test Control Value Output 18, General Input Output Test Control Value Output 19, General Input Output Test Control Value Output 20, General Input Output Test Control Value Output 21, General Input Output Test Control Value Output 22, General Input Output Test Control Value Output 23, General Input Output Test Control Value Pullup Resistor, Generator: Speci?ed Generator Voltage 10.6 V, Generator: Speci?ed Generator Voltage 15.0 V, Glove Comp Lck Mot Tst Ctrl Val Mot Ctrl, Glove Compartment Locking Motor Test Control Value On Off, Glovebox Unlocking Motor, Glow Control Unit 1, Glow Control Unit 2, Glow Plug Control Module 1 VW Common Control State, Glow Plug Control Module 1, Glow Plug Control Module 2 VW Common Control State, Glow Plug Control Module, Glow Plug Indicator Light, Glow Plug Pre-Heat Indicator, Glow Plug Relay, Glow-Plug with Flame Monitoring, GNSS Receiver Restart Control Value, Gong, Gradual Rear Lid Closing, Gradual Rear Lid Opening, Green Function Lamp Control State, Green Indicator Lamp Control Value On Off, Green Indicator Lamp For Lane Departure Warning Control Value, Green Indicator Lamp For Lane Departure Warning, Green operating lamp, Haldex Trans Act Ctrl Val Haldex Trans Act, Hat Shelf Speaker, Hazard Warn Light SW Functional Illum Tst Ctrl Val, Hazard Warnng. System Indic. Lamp, Hazard Warning Light Switch Functional Illum Test Ctrl Value, Hazard Warning System Indicator Light Test Control Value, HDC Indicator Lamp, Head Restraint Adjustm. To Front, Head Restraint Upward Adjustment, Headlamp Cleaning System Relay, Headlamp Fan 1 Test Control Value, Headlamp Fan 2 Test Control Value, Headlamp Fans Test Control Value, Headlamp Left High Beam Segment Control Test Control Value, Headlamp Left Low Beam Segment Control Test Control Value, Headlamp Pos. Left Vert. Bottom, Headlamp Pos. Left Vert. Center, Headlamp Pos. Left Vert. Top, Headlamp Pos. Right Vert. Bottom, Headlamp Pos. Right Vert. Center, Headlamp Pos. Right Vert. Top, Headlamp Right High Beam Segment Control Test Control Value, Headlamp Right Low Beam Segment Control Test Control Value, Headlight Left Power Supply Test Control Value, Headlight Range Control: Adjusting to Delivery Position, Headlight Range Control: Adjusting to Lowered Position, Headlight Range Control: Adjusting to Raised Position, Headlight Range Control: Adjusting to Speci?ed Position, Headlight Right Power Supply Test Control Value, Headlight Washer Pump, Headlight Washer System, Headlight Washer Test Control Value, Headrest Adjustment Test Control Value, Headrest Height Adjustment Test Control Value, Headrest Longitudinal Adjustment Test Control Value, Heat Regulation Valve Left, Heat Regulation Valve Right, Heated Front Window Indicator Light Test Control Value, Heated Front Window Test Control Value, Heated Rear Window Activation, Heated Rear Window Indicator Light Test Control Value, Heated Rear Window Test Control Value, Heated Rear Window, Heated Seat Front Left, Heated Seat Front Right, Heated Seat Level 2 to 1 Reduction Time, Heated Seat Level 3 to 2 Reduction Time, Heated Seat Thumb Wheel Temp Setting 2, Heated Seat Thumb Wheel Temp Setting 3, Heated Steering Wheel Activation Control Value, Heated Steering Wheel, Heated Steering Wheel, Activation Control Value LRH, Heated Steering Wheel, Activation, Heated Windscreen Relay Test Control Value, Heated Windshield, Heated Wiper Rack Test Control Value, Heated Wiper Rack Test Input Output Control Parameter, Heater Engine Coolant Blocking Valve, Heater Glow Plug

Test Control Value On Off, Heating Element Door Test Control Value Heating Element 1 Door, Heating Element Door Test Control Value Heating Element 2 Door, Heating Support Pump VW Common Control State, Heating Support Pump, Heating Test Control Value, High Beam Test Control Value, High Beam, High Pressure Valve Rear Axle Control Value On OFF, High Voltage Heater Test Control Value On Off, High Voltage Heater Test Input Output Control Parameter, High Voltage Heater Test, High-Beam Headlight, Left, High-Beam Headlight, Right, Highbeam Test Controlstate Data 2, High-Beams Bulb Left, High-Beams Bulb Right, High-Output Coolant Preheat Relay, High-Pressure Inj. Valve (cyl. 1), High-Pressure Inj. Valve (cyl. 2), High-Pressure Inj. Valve (cyl. 3), High-Pressure Inj. Valve (cyl. 4), High-Pressure Inj. Valve (cyl. 5), High-Pressure Inj. Valve (cyl. 6), Highside Channel 1 Test Control Value, Highside Channel 2 Test Control Value, Highside Channel 3 Test Control Value, Highside Channel 4 Test Control Value, Highside Channel Test Control Value, Hill Descent Assist Indicator Light Test Control Value, Hill Hold Control (HHC), Hill Hold Control Button Led, Hill Hold Control Indicator Lamp, Horn Relay, Horn, Htd Str Wheel, Act Inp O-P Ctrl Parameter, Hv Batt. Charge Warning Lamp, Hv Batt.: Sv 1 Coolg.sys.opening, Hv Batt.: Sv 2 Coolg.sys.opening, Hv Batt.:sv 1 Cooling Sys.closing, Hv Batt.:sv 2 Cooling Sys.closing, Hv Batt.immediate Charging Button, HV Battery Charge/discharge Current, Hv Battery Coolant Pump, Hv Battery: Fan Actuation, Hv Battery: Vent Flap 1, Hv Battery: Vent Flap 2, Hv Charging Cable Indicator Lamp, Hv System: Auxiliary Coolant Pump, HVAC Test, Hyb EV Bat Pack Cool Ctrl Vlv A Tst Ctrl Val On Off, Hyb EV Bat Pack Cool Ctrl Vlv B Tst Ctrl Val On Off, Hyb EV Bat Pack Cool Ctrl Vlv B Tst Inp O-P Control Parameter, Hyb EV Bat Pack Cool Ctrl Vlv C Tst Ctrl Val On Off, Hyb EV Battery Pack Cool Ctrl Valve A Test Control Value On Off, Hyb EV Battery Pack Cool Ctrl Valve B Test Control Value On Off, Hyb EV Battery Pack Cool Ctrl Valve C Test Control Value On Off, Hydraulic Pump Hydraulic Pump, Idle Speed Adjustment Adjustment Value Idle Speed, Idle Speed Adjustment Nmot Sb Q10 8 Bits Calibration Data, Idle Speed Adjustment VW Common Control State, Ign Ky Withdrawal Lock, Act VW Com Ctrl St, Ignition Key Removal Lock, Illum Op And Disp Tst Ctrl Val On Off, Illum Op And Disp Tst VW Com Ctrl St, Illum Telephone Op Functional Illum Op, Illumination Control Value, Illumination Operating And Disp Unit Test VW Common Ctrl State, Illumination Operating And Display Unit Test Ctrl Value On Off, Illumination Periodic Signal Control Value, Illumination Telephone Operating Unit Control Value, Illumination Telephone Operating Unit, Illumination, Inclination Sensor Indicator Light, In-Cylinder Flow Flap, Ind Lamp For Start Stop Operation Or Elec Dr Test Ctrl Value, Ind Lamp In Electronic Parking Brake Button Ctrl Value On Off, Ind Lmp Electromechanical Park Brk Ind Lmp Electromechanical P, Ind Lmp Electromechanical Park Brk VW Com Ctrl St, Ind Lmp In Elec Park Brk Btn Ctrl Val On Off, Ind Lmp Malf Electromechani Park Brk Ind Lmp Malf Electromecha, Ind Lmp Malf Electromechanical Park Brk VW Com Ctrl St, Ind Lmp Rr Tilting Sunroof Tst Ctrl Val On Off, Ind Lmp Strt St Op Or Elec Dr Tst Ctrl Val, Indicator Lamp Auto Hold Control Value, Indicator Lamp Auto Hold Indicator Lamp Auto Hold, Indicator Lamp Auto Hold, Indicator Lamp For Hold Assist Control Value On OFF, Indicator Lamp Park Brake Button Control State, Indicator Light For Automated Driving Test Control Value, Indicator Light For Auxiliary Water Heating Test Control Value, Indicator Light For Engine Sound Generation Test Control Value, Indicator Light For Glow Control VW Common Control State, Indicator Light For Glow Control, Indicator Light For Steering Wheel Heater Test Control Value, Indicator Lmp For Electromechanical PK Brk Ind Lmp For Electrom, Indicator Lmp Malf Electromechanical PK Brk Ind Lmp Malf Electr, Indirect Ventilation Flap Control Motor, Indirect Ventilation Flap Motor Setpoint, Individ. Matrix Headlamp Segment, Individual Segment Control Matrix Headlamp Control Value, Individual Segment Control Matrix Headlamp, Injection Valve 1, Injection Valve 2, Injection Valve 3, Injection Valve 4, Injection Valve 5, Injection Valve 6, Injection Valve Cylinder 1, Injection Valve Cylinder 2, Injection Valve Cylinder 3, Injection Valve Cylinder 4, Injection Valve Cylinder 5, Injection Valve Cylinder 6, Injector Valve 1 VW Common Control State, Injector Valve 1, Injector Valve 10 VW Common Control State, Injector Valve 10B Actuator, Injector Valve 10B Position, Injector Valve 11 VW Common Control State,

Injector Valve 11B Actuator, Injector Valve 11B Position, Injector Valve 12 VW Common Control State, Injector Valve 12B Actuator, Injector Valve 12B Position, Injector Valve 13 Actuator, Injector Valve 13 Position, Injector Valve 13B Actuator, Injector Valve 13B Position, Injector Valve 14 Actuator, Injector Valve 14 Position, Injector Valve 14B Actuator, Injector Valve 14B Position, Injector Valve 15 Actuator, Injector Valve 15 Position, Injector Valve 15B Actuator, Injector Valve 15B Position, Injector Valve 16 Actuator, Injector Valve 16 Position, Injector Valve 16B Actuator, Injector Valve 16B Position, Injector Valve 1B Actuator, Injector Valve 1B Position, Injector Valve 2 VW Common Control State, Injector Valve 2, Injector Valve 2B Actuator, Injector Valve 2B Position, Injector Valve 3 VW Common Control State, Injector Valve 3, Injector Valve 3B Actuator, Injector Valve 3B Position, Injector Valve 4 VW Common Control State, Injector Valve 4, Injector Valve 4B Actuator, Injector Valve 4B Position, Injector Valve 5 VW Common Control State, Injector Valve 5, Injector Valve 5B Actuator, Injector Valve 5B Position, Injector Valve 6 VW Common Control State, Injector Valve 6, Injector Valve 6B Actuator, Injector Valve 6B Position, Injector Valve 7 VW Common Control State, Injector Valve 7, Injector Valve 7B Actuator, Injector Valve 7B Position, Injector Valve 8 VW Common Control State, Injector Valve 8, Injector Valve 8B Actuator, Injector Valve 8B Position, Injector Valve 9 VW Common Control State, Injector Valve 9B Actuator, Injector Valve 9B Position, Injector Valve MPI 1 VW Common Control State, Injector Valve MPI 1, Injector Valve MPI 10 VW Common Control State, Injector Valve MPI 2 VW Common Control State, Injector Valve MPI 2, Injector Valve MPI 3 VW Common Control State, Injector Valve MPI 3, Injector Valve MPI 4 VW Common Control State, Injector Valve MPI 4, Injector Valve MPI 5 VW Common Control State, Injector Valve MPI 5, Injector Valve MPI 6 VW Common Control State, Injector Valve MPI 6, Injector Valve MPI 7 VW Common Control State, Injector Valve MPI 8 VW Common Control State, Injector Valve MPI 9 VW Common Control State, Inlet Camsh. Timing Control (b1), Inlet Camsh. Timing Control (b2), Inlet Camsh.control Solen. Valve, Inlet Valves Front Left ABS Inlet Valve, Inlet Valves Front Right ABS Inlet Valve, Inlet Valves IO Control Option Front Left ABS Inlet Valve, Inlet Valves IO Control Option Front Right ABS Inlet Valve, Inlet Valves IO Control Option Rear Left ABS Inlet Valve, Inlet Valves IO Control Option Rear Right ABS Inlet Valve, Inlet Valves Rear Left ABS Inlet Valve, Inlet Valves Rear Right ABS Inlet Valve, Inline Fuel Pump Relais VW Common Control State, Inline Fuel Pump Relays, Instrument Cluster Function Lamp (Activation), Instrument Cluster Lamp Test, Instrument Cluster Red Malfunction Lamp (Activation), Instrument Cluster Yellow Malfunction Lamp (Activation), Instrument Cluster: Contour Lighting, Instrument Lighting Test Control Value Klemme 58xs, Instrument Lighting Test Control Value Klemme 58xt, Instrument Lighting Test Control Value Start Parameter, Int Aerial 1 Entry And Strt Sys Diag Ctrl Val, Int Aerial 2 Entry And Strt Sys Diag Ctrl Val, Intake Air Control Valve, Intake Air Switch Solenoid Valve, Intake Man./in-Cyl. Flow Flap 2, Intake Manifold Flap, Intake Manifold Runner Flap VW Common Control State, Intake Manifold Runner, Intake-Man./in-Cylinder Flow Flap, Interior Aerial 1 For Entry And Start System Diag Ctrl Value, Interior Aerial 2 For Entry And Start System Diag Ctrl Value, Interior Ambient Lighting, Interior And Function Lighting, Interior Door Handle Illumination, Interior Illumination, Interior Light Deactivation Test Control Value Can Signal, Interior Light Deactivation Test Control Value Indication Light, Interior Light Dimming Test Control Value, Interior Lighting (Terminal 30), Interior Lighting, Interior Lights Dimming (Terminal 58d), Interior Lights Dimming, Interior Monitoring Indicator Light Test Control Value, Interior Monitoring Indicator Light, Interior Monitoring System Indicator Lamp, Interior Monitoring Vehicle Type, Interior Rear Light, Interior Temp Sensor Fan, Internal Blower Control Control Value Fan Level, Internal Blower Control Fan Level, Internal Blower Control, Iocontrol Particle Filter Regen Pump VW Common Ctrl State, Ionisator Front Ionisator Aus-An, Ionisator Rear Ionisator Aus-An, Ioniser Test Control Value, Ionizer Test Control Value, Keyless Antennas: Access/start Authorization, Lamp For Signature Light Left Power Supply Test Control Value, Lamp For Signature Light Right Power Supply Test Control Value, Lamp Test, Lamps For Vent Illumination Test Control Value, Lane Change Assist Warning Lamp In Driver Side Exterior Mirror, Lane Change Assist Warning Lamp In

Front Pass Side Ext Mirror, Lane Change Assist Warning Lamp Instrument Cluster, Lane Change Assist Warning Lamp, Lane Chng Asst Warn Lmp In Lt Exterior Mir Ctrl Val On Off, Lane Chng Asst Warn Lmp In Lt Exterior Mir Ctrl Val, Lane Chng Asst Warn Lmp In Rt Exterior Mir Ctrl Val, Lane Chng Asst Warn Lmp Inst Clus Ctrl Val, Lane Departure Warning Indicator, Lck Elec Act Ctrl Val Haldex Trans Act, Idle speed, Le. Dayt.driv./side Light Led Power Mod., Le. Lgt.distr.: Country Road Lgt., Le. Light Distr.: Light/dark Lim., Leak Detection Pump, LED Channel 1 Test Control Value, LED Channel 2 Test Control Value, LED Channel 3 Test Control Value, LED Channel 4 Test Control Value, LED Door Opening Alert Test Control Value, Led Headlamp Power Module Left Power Supply Test Control Value, Led Headlamp Power Module Right Power Supply Test Control Value, Led Wiper Switch, LED-Ring Of Adaptive Cruise Control, Left Cornering Light: Dimming, Left Daytime Driving Light Bulb 2, Left Daytime Driving Light, Left Daytime Driving/side Light, Left Footwell Flap Positioning Motor Control Value On Off, Left Head Area Heating, Left Indirect Ventilation Flap Motor Control Value On Off, Left Light Distr.: Motorway Light, Left Light Distr.: Urban Light, Left Main Beam Screen, Left Rear Light, Left Rear Upper Body Vent Motor Control Value On Off, Left Side 2nd Row Actuator Test Precrash Pretensioner, Left Side Actuator Test Precrash Pretensioner, Left Side Light/dayt. Driv. Light Bulb 2, Left Side Light: 1, Left Side Light: 2, Left Side Vent Motor Control Value On Off, Left Static Cornering Light, Left Temperature Flap Control Motor Control Value On Off, Left Temperature Flap Control Motor Setpoint, Left Temperature Flap Ctrl Motor Input Output Control Parameter, Left Valve For Engine Bearing, Left Window Defroster Flap Positioning Motor Ctrl Value On Off, Lens Heater Control Value, Level/Suspension Control Relay, Lft Light Distr.: Aut. Main Beam, License Plate Light, License-Plate Lights, Lift Sunroof, Light Control Module Left Power Supply Test Control Value, Light Control Module Right Power Supply Test Control Value, Light Dist Left Headlamp Ctrl Value Light Distribution Target, Light Dist Lt Headlamp Ctrl Val Light Dist Tar, Light Dist Lt Headlamp Light Dist Tar Val, Light Dist Right Headlamp Ctrl Value Light Distribution Target, Light Dist Rt Headlamp Ctrl Val Light Dist Tar, Light Dist Rt Headlamp Light Dist Tar Val, Light Dist Rt LED Headlamp Ctrl Val Light Dist Tar, Light Distribution Headlamp Control Value, Light Distribution Left Headlamp Control Value, Light Distribution Left Led Headlamp Control Value, Light Distribution Right Headlamp Control Value, Light Distribution Right Led Headlamp Control Value, Lighting/Illumination, LIN Heck-PTC Kanal A Control State, LIN Heck-PTC Kanal B Control State, Line diagnostics Control Value, LKL1 Actuator Diagnosis Control Value LED, LKL2 Actuator Diagnosis Control Value LED, Load Management, Loading Space Light Test Control Value, Logic Channel 1 Test Control Value, Logic Channel 2 Test Control Value, Loudspeaker Test Acoustic Loudspeaker Test Channel Selection, Loudspeaker Test Acoustic Test Frequency, Loudspeaker Test Acs Ctrl Val Loudspeaker Test Chn Selection, Loudspeaker Test, Low Beam Entire Control Value, Low Beam Lamp Left, Low Beam Lamp Right, Low Beam Re?ector Motor Left, Low Beam Re?ector Motor Right, Low Beam Shutter Left Test Control Value, Low Beam Shutter Right Test Control Value, Low Beam Shutter Test Control Value, Low Beams (Left/Right), Low Pressure EGR Exhaust Flap Actuator VW Common Control State, Low Pressure EGR Exhaust Flap Actuator, Lowbeam Test Controlstate Data 2, Lower Beam Left Test Control Value, Lower Beam Right Test Control Value, Lower Beam Test Control Value Side Selection, Lower Beam Test Control Value Start Parameter, Lower Beam Test Control Value, Lower Vehicle Front Left Control Value Onoff, Lower Vehicle Front Right Control Value Onoff, Lower Vehicle Rear Left Control Value, Lower Vehicle Rear Right Control Value Onoff, Low-Output Coolant Preheat Relay, Lt B-Pillar And Footwell Shut Off Flap Motor Ctrl Value On Off, Lt B-Pillar And FW Shut Off Flap Mot Ctrl Val On Off, Lt Footwell Temperature Flap Positioning Mot Ctrl Value On Off, Lt FW Temp Flap Positioning Mot Ctrl Val On Off, Lt Win Defroster Flap Positioning Mot Ctrl Val On Off, Lug Comp Aerial Entry And Strt Sys Diag Ctrl Val, Lug Comp Emerg Rel Ind Lmp Tst Ctrl Val, Lug Compartment Aerial For Entry And Strt Sys Diag Ctrl Value, Luggage Compartment Illumination Front Test Control Value, Luggage Compartment Light Test Control Value, Lumbar Support Height Adjustment Test Control Value, Lumbar Support

Height Adjustment Test Direction Of Movement, Lumbar Support Height Adjustment, Lumbar Support Longitudinal Adj Tst Dir Movement, Lumbar Support Longit. Adjustment, Lumbar Support Longitudinal Adjustment Test Control Value, LWR Position Test Controlstate Data 2, Mag Clutch For Supercharger Air Gap Test VW Common Ctrl State, Magnetic Clutch For Air Condition Control Value, Magnetic Clutch For Air Condition Input Output Ctrl Parameter, Magnetic Clutch For Air Condition Setpoint, Magnetic Clutch For Air Condition VW Common Control State, Magnetic Clutch For Air Condition, Magnetic Clutch For Supercharger VW Common Control State, Magnetic Clutch For Supercharger, Main Beam Activation Control Value On Off, Main Beam Activation Control Value, Main Beam Activation, Main Beam Assist. Indicator Lamp, Main Beam Left Test Control Value, Main Beam Right Test Control Value, Main Beam Test Control Value Side Selection, Main Beam Test Control Value Start Parameter, Main Beam, Main Relay, Malfunction Indication Light, Malfunction Indicator Lamp VW Common Control State, Malfunction Indicator Lamp, Manoeuvre Light Request Control Value 1, Map Controlled Eng Cooling Sys Therm VW Com Ctrl St, Map Controlled Eng Cooling Sys Thermostat VW Common Ctrl State, Mass Control Valve Relay VW Common Control State, Mass Control Valve Relay, Matrix Headlamp Reference Segment, Matrixbeam Test Control Value, Maximum Cooling Output, Maximum Heat Output, Maximum Heater Output, Maximum Refrigerating Output, Mechanical System Display Unit 1, Microph. Signal Via Audio Output, Microphone Test, Midrange Speaker Front Left Control Value, Midrange Speaker Front Left, Midrange Speaker Front Right Control Value, Midrange Speaker Front Right, Midrange Speaker Front, Midrange Speaker Rear Left Control Value, Midrange Speaker Rear Left, Midrange Speaker Rear Right Control Value, Midrange Speaker Rear Right, Midrange/Woofer Loudspeaker Rear Left, Midrange/Woofer Loudspeaker Rear Right, Midrange/Woofer Loudspeaker Rear, Mirror Adjusting Motor, Mirror Adjustment Move Down Actuation Time, Mirror Adjustment Move Down Start Parameter, Mirror Adjustment Move Left Actuation Time, Mirror Adjustment Move Left Start Parameter, Mirror Adjustment Move Right Actuation Time, Mirror Adjustment Move Right Start Parameter, Mirror Adjustment Move Up Actuation Time, Mirror Adjustment Move Up Start Parameter, Mirror Adjustment Test Control Value, Mirror Dimming Control Value On Off, Mirror Dimming Control Value, Mirror Folding (In) Motors, Mirror Folding (Out) Motors, Mirror Folding Control Actuation Time, Mirror Folding Control Control Value, Mirror Folding Control Start Parameter, Mirror Folding Motor, Mirror Function Test, Mirror Heater, Mirror Heating Control Actuation Time, Mirror Heating Control Control Value, Mirror Heating Control Start Parameter, Mirror Heating, MMI Display Request, Temperature Driver, Mmi Display Temp. Setting Actuat., Motor Control Control Value Select Motor, Motor Flap For Frame Linkage, Motor To Open Rear Lid Window Control Value On Off, Motor To Open Rear Lid Window, Move Headlamp Horizontally Test Control Value, Move Headlamp Vertically Test Control Value, Move Left Headlamp Horizontally Control Value, Move Left Headlamp Horizontally Horizontal Target Positon, Move Left Headlamp Horizontally, Move Left Headlamp Vertically Control Value Vertical Position, Move Left Headlamp Vertically Control Value, Move Left Headlamp Vertically Vertical Positon, Move Left Headlamp Vertically, Move Lt Headlamp Horizontally Ctrl Val Horizontal Tar Pos, Move Lt Headlamp Horizontally Ctrl Val Horizontal Tar Position, Move Lt Headlamp Vertically In Mm Dev Vert Positon, Move Right Headlamp Horizontally Control Value, Move Right Headlamp Horizontally Horizontal Target Positon, Move Right Headlamp Horizontally, Move Right Headlamp Vertically Control Value Vertical Position, Move Right Headlamp Vertically Control Value, Move Right Headlamp Vertically Vertical Positon, Move Right Headlamp Vertically, Move Rt Headlamp Horizontally Ctrl Val Horizontal Tar Pos, Move Rt Headlamp Horizontally Ctrl Val Horizontal Tar Position, Move Rt Headlamp Vertically In Mm Dev Vert Positon, Multi Contour Seat Driver Side System Function Test Ctrl Value, Multi Contour Seat Passenger Side System Fun Test Ctrl Value, Multi Contour St Dr Sd Sys Fun Tst Ctrl Val, Multi Contour St Pass Sd Sys Fun Tst Ctrl Val, Multi Function Output 01 Flex IO-Control State, Multi Function Output 02 Flex IO-Control State, Multi Function Output 03 Flex IO-Control State, Multi Function Output 04 Flex IO-Control State, Multi Function Output 05 Flex IO-

Control State, Multi Function Output 06 Flex IO-Control State, Multi Function Output 07 Flex IO-Control State, Multi Function Output 08 Flex IO-Control State, Multi Function Output 09 Flex Control PWM Duty, Multi Function Output 09 Flex Control PWM Frequency, Multi Function Output 10 Flex Control PWM Duty, Multi Function Output 10 Flex Control PWM Frequency, Multi Function Output 11 Flex Control PWM Duty, Multi Function Output 11 Flex Control PWM Frequency, Multi Function Output 12 Flex Control PWM Duty, Multi Function Output 12 Flex Control PWM Frequency, Multi Function Output 13 Flex Control PWM Duty, Multi Function Output 13 Flex Control PWM Frequency, Multi Function Output 14 Flex Control PWM Duty, Multi Function Output 14 Flex Control PWM Frequency, Multi Function Output 15 Flex Control PWM Duty, Multi Function Output 15 Flex Control PWM Frequency, Multi Function Output 16 Flex Control PWM Duty, Multi Function Output 16 Flex Control PWM Frequency, Multi Function Output 17 Flex Control PWM Duty, Multi Function Output 17 Flex Control PWM Frequency, Multi Function Output 18 Flex Control PWM Duty, Multi Function Output 18 Flex Control PWM Frequency, Multi Function Output 19 Flex Control PWM Duty, Multi Function Output 19 Flex Control PWM Frequency, Multi Function Output 20 Flex Control PWM Duty, Multi Function Output 20 Flex Control PWM Frequency, Multi Function Output 21 Flex Control PWM Duty, Multi Function Output 21 Flex Control PWM Frequency, Multi Function Output 22 Flex Control PWM Duty, Multi Function Output 22 Flex Control PWM Frequency, Multi Function Output 23 Flex IO-Control State, Multi Function Output 24 Flex IO-Control State, Multi-Contour Seat Compressor, Multifunction Steering Wheel, Dimming, Multimedia Operating Unit: Contour Lighting, Mute Entertainment, Near Field Communication Antenna Test Control Value, Near Field Communication Antenna Test Ctrl Val Vert Position, Neck Heating Left Control Value, Neck Heating Right Control Value, Normal Level Enabling, Oil Level Warning Lamp, Oil Pressure Control Valve, Oil Pressure Regulation Valve, Oil Pressure Valve VW Common Control State, Oil Pressure Valve, Oil Temperature, Oil-Pressure Indicator Lamp, Online Service Transmiss. Config., Op And Disp A-C Rr Haptic FB Tst Ctrl Val, Op And Disp A-C Rr Speaker Tst Ctrl Val, Op And Disp Units For Air Conditioning Speaker Test Ctrl Value, Open Converter Clutch Control Value, Open Luggage Compartment Cover Control Value, Open Rear Lid Control Value, Open Sun Blind, Open Sunroof, Open The Rear Lid, Operating And Display Units For A-C Speaker Test Control Value, Operating Unit Button Illuminat., Operating Unit Illumination, Output 1 For Exterior Lighting Test Control Value, Output 10 For Exterior Lighting Test Control Value, Output 11 For Exterior Lighting Test Control Value, Output 12 For Exterior Lighting Test Control Value, Output 13 For Exterior Lighting Test Control Value, Output 14 For Exterior Lighting Test Control Value, Output 15 For Exterior Lighting Test Control Value, Output 16 For Exterior Lighting Test Control Value, Output 17 For Exterior Lighting Test Control Value, Output 18 For Exterior Lighting Test Control Value, Output 19 For Exterior Lighting Test Control Value, Output 2 For Exterior Lighting Test Control Value, Output 20 For Exterior Lighting Test Control Value, Output 21 For Exterior Lighting Test Control Value, Output 22 For Exterior Lighting Test Control Value, Output 23 For Exterior Lighting Test Control Value, Output 3 For Exterior Lighting Test Control Value, Output 4 For Exterior Lighting Test Control Value, Output 5 For Exterior Lighting Test Control Value, Output 6 For Exterior Lighting Test Control Value, Output 7 For Exterior Lighting Test Control Value, Output 8 For Exterior Lighting Test Control Value, Output 9 For Exterior Lighting Test Control Value, Output Tests (03), Outside Warning Light/Door Exit Light Rear Right, Parallel Parking Assistance Indicator Lamp, Park Assist Activation Of Partner Control Units Control Value, Park Brk Mot Lt Closing Stepwise Park Brk Mot Lt Closing Stepw, Park Brk Mot Lt Closing Stepwise VW Com Ctrl St, Park Brk Mot Rt Closing Stepwise Park Brk Mot Rt Closing Stepw, Park Brk Mot Rt Closing Stepwise VW Com Ctrl St, Park Brk Motors Closing Stepwis Park Brk Motors Closing Stepwis, Parked Wiper And Washer let Heating Test Control Value, Parking Aid Activation Control Value, Parking Aid Activation VW Common Control State, Parking Aid Activation, Parking Aid Button Indicator Light Test Control Value 1, Parking Aid Button Indicator Light Test, Parking Aid Button, (control Lamp): Actuation, Parking Aid Warning Chime Front, Parking Aid Warning Chime,

Parking Aid Warning Lamp Control Value, Parking Aid Warning Lamp VW Common Control State, Parking Aid Warning Lamp, Parking Aid, Loudspeaker, Parking Aid: Activation, Parking Assistant Indicator Lamp, Parking Assistant Warning Lamp Control Value, Parking Assistant Warning Lamp, Parking Brake Button Led, Parking Brake Close (Activation), Parking Brake Close (Deactivation), Parking Brake Close Left (Activation), Parking Brake Close Right (Activation), Parking Brake Electric Motor Speed, Parking Brake Indicator Lamp, Parking Brake Motor Direction Of Rotation, Parking Brake Motor Maximum Current, Parking Brake Motor PWM Pulse Duty Factor 1, Parking Brake Motors Closing Stepwise, Parking Brake Motors Parking Brake Motors, Parking Brake Motors, Parking Brake Warning Lamp, Parking Brk Mot Lt Closing Stepwise IO Ctrl Opt PK Brk Mot Lt C, Parking Brk Mot Lt Closing Stepwise PK Brk Mot Lt Closing Stepw, Parking Brk Mot Rt Closing Stepwise IO Ctrl Opt PK Brk Mot Rt C, Parking Brk Mot Rt Closing Stepwise PK Brk Mot Rt Closing Stepw, Parking Brk Motors Closing Stepwise IO Ctrl Opt PK Brk Motors C, Parking Brk Motors Closing Stepwise PK Brk Motors Closing Stepw, Parking Light Test 2 Control Value, Parking Light Test Control Value, Parking Lights LED Module Control Circuit Left, Parking Lights LED Module Control Circuit Right, Parking Lights Left Front, Parking Lights Left, Parking Lights Right Front, Parking Lights Right, Parking Lights, Parking Lock Solenoid Activation VW Common Control State, Parking Steering Ass. Indic. Lamp, Parking-Aid Indicator Lamp, Particulate Filter Fault Lamp, Particulate Filter Indicator Lamp, Pass Actual Ambient Temp Value Input Output Ctrl Parameter, Pass Actual Ambient Temperature Value Angle Type, Pass Actual Ambient Temperature Value Control Value On Off, Pass.side Window Lifter, Closing, Pass.side Window Lifter, Opening, Passenger Airbag Off Display, Passenger- Airbag-Off Display Control Onoff, Passenger Side Multi-Contour Seat: Functional Test, Pause Display, Permanent Driving Lights Test Control Value, Pilot lamp for pre-glow time, Piston Cooling Jet Control Valve VW Common Control State, Piston Cooling Jet Control Valve, Piston Cooling Jet Solenoid Valve, Pixel Error Test, Pixel Failure Test Control Value, PODS Serial Number, Position Front Window Wiper Test Control Value, Positioning Mot Air Recirculation Flap VW Com Ctrl St, Positioning Mot Center Lt Vent Flap VW Com Ctrl St, Positioning Mot Center Rt Vent Flap VW Com Ctrl St, Positioning Mot Indirect Vent Flap VW Com Ctrl St, Positioning Mot Lt FW Flap VW Com Ctrl St, Positioning Mot Lt FW Temp Flap VW Com Ctrl St, Positioning Mot Lt Sd Vent Flap VW Com Ctrl St, Positioning Mot Lt Temp Flap VW Com Ctrl St, Positioning Mot Rr Lt Air Vol Flap VW Com Ctrl St, Positioning Mot Rr Lt Temp Flap VW Com Ctrl St, Positioning Mot Rr Rt Air Vol Flap VW Com Ctrl St, Positioning Mot Rr Rt Temp Flap VW Com Ctrl St, Positioning Mot Rr Temp Flap VW Com Ctrl St, Positioning Mot Rt FW Flap VW Com Ctrl St, Positioning Mot Rt FW Temp Flap VW Com Ctrl St, Positioning Mot Rt Sd Vent Flap VW Com Ctrl St, Positioning Mot Rt Temp Flap VW Com Ctrl St, Positioning Motor For Defroster Flap, Positioning Motor For Fresh Air Flap, Positionlight Test Controlstate Data 2, Power Latching System Short Test Control Value, Power Latching System Test Control Value, Power Operated Convertible Roof Valve 1 Control Value On Off, Power Operated Convertible Roof Valve 1, Power Operated Convertible Roof Valve 2 Control Value On Off, Power Operated Convertible Roof Valve 2, Power Operated Convertible Roof Valve 3 Control Value On Off, Power Operated Convertible Roof Valve 3, Power Operated Convertible Roof Valve 4 Control Value On Off, Power Operated Convertible Roof Valve 4, Power Operated Convertible Roof Valve 5 Control Value On Off, Power Operated Convertible Roof Valve 5, Power Operated Convertible Roof Valve 6, Power Operated Convertible Roof Valve 6, Power Operated Convertible Roof Valve 6, Power Sockets Control Test Control Value, Power Supply Cradle On Off Test, Power Supply LMS Left Control Value, Power Supply LMS Right Control Value, Powermeter Display Test, Preheating Indicator Lamp, Premium Testbild 1, Premium Testbild 2, Premium Testbild 3, Pressure Memory Test, Pressure Reservoir Check, Pressure Reservoir Ventilation/Bleeding, Pressure Reservoir Ventilation/Filling, Pressure Test, Priority Veh Eng Cont Op Tst Ctrl Val Ind Light, Priority Veh Eng Cont Op Tst Ctrl Val Rel, Priority Veh Eng Cont Op Tst Ctrl Val Term 15 Bridge, Priority Veh Rad Trans Tst Ctrl Val 0 Rad, Priority Veh Rad Trans Tst Ctrl Val Ind Light, Priority Veh Rad Trans Tst Ctrl Val Sup V, Priority Vehicle Weapons Box Test Control Value, Ps Belt Buckle Illumination, PTC

1500W Setpoint, PTC Heating Element 1 VW Common Control State, PTC Heating Element 1, PTC Heating Element 2 VW Common Control State, PTC Heating Element 2, PTC Heating Element 3 VW Common Control State, Pulse-wheel test, Pump 1 Refrigerant Circulation Test Input Output Ctrl Parameter, Pump 2 Refrigerant Circulation Test Input Output Ctrl Parameter, Pump For All Wheel Drive Electronic Valve 1, Pump For All Wheel Drive Electronic Valve 2, Pump For All Wheel Drive Electronic Voltage Value, Push Button Leds Control Value, PWM Signal Belt, Quiescent Current Analysis, Radiator Blind, Radiator Fan 1, Radiator Fan 2, Radiator Fan Actuation 1, Radiator Fan Actuation 2, Radiator Fan Actuation, Radiator fan control 1 start parameter, Radiator fan control 2 start parameters, Radiator Fan Relay 1, Radiator Fan Relay 2, Radiator Fan, Radiator Roller Blind Control VW Common Control State, Radiator Shutter Control 2 VW Common Control State, Radiator Shutter Control 2, Radiator Shutter Control 3 VW Common Control State, Radiator Shutter Control 3, Radiator Shutter Control 4 VW Common Control State, Radiator Shutter Control 4, Radiator Shutter Control Control Value On Off, Radiator Shutter Control Input Output Control Parameter, Radiator Shutter Control VW Common Control State, Radiator Shutter Control, Rail Pressure Reduction, Range Display Test, Re. Temp. Door Positioning Motor, Read Configuration, Reading Lights, Rear Acoustic Signal Frequency, Rear Acoustic Signal Volume, Rear Air Diffus Positioning Motor Control Value On Off, Rear Air Recirculation Flap Positioning Motor Ctrl Value On Off, Rear Axle Damper Ventilation/Bleeding, Rear Axle Damper Ventilation/Filling, Rear Blower Activation Control Value On Off, Rear Blower Activation Input Output Control Parameter, Rear Blower Activation Setpoint, Rear Centre Belt Catch Lighting, Rear Dr.side Pw: Closing Signal, Rear Dr.side Pw: Open Signal, Rear DS Door Trim Ambient Light., Rear Exhaust Gas Flap, Rear Fog Light, Rear Footwell Lights, Rear Indicator Lamp, Rear Left ABS Inlet Valve Control Value On OFF, Rear Left ABS Inlet Valve Rear Left ABS Inlet Valve, Rear Left ABS Inlet Valve VW Local Control State, Rear Left ABS Outlet Valve Control Value On OFF, Rear Left ABS Outlet Valve VW Local Control State, Rear Left Abs Solenoid Valve, Rear Left Belt Catch Lighting, Rear Left Lock Motor, Rear Left Loudspeaker Control Value, Rear Left Seat Ventilation, Rear Left Temperature Flap Positioning Motor Ctrl Value On Off, Rear Lid Connection Test Control Value Orientation Value, Rear Lid Power Latching System, Rear Lid Power Latching Test Control Value, Rear Light Test Control Value, Rear Light Trailer Left Test Control Value, Rear Light Trailer Right Test Control Value, Rear Parking Aid Loudspeaker Control Value, Rear Parking Aid Loudspeaker VW Common Control State, Rear Parking Aid Loudspeaker, Rear Pass.side Pw: Closing Signal, Rear Pass.side Pw: Open Signal, Rear PS Door Trim Ambient Light., Rear Right ABS Inlet Valve Control Value On OFF, Rear Right ABS Inlet Valve Rear Right ABS Inlet Valve, Rear Right ABS Inlet Valve VW Local Control State, Rear Right ABS Outlet Valve Control Value On OFF, Rear Right ABS Outlet Valve VW Local Control State, Rear Right Abs Solenoid Valve, Rear Right Belt Catch Lighting, Rear Right Lock Motor, Rear Right Loudspeaker Control Value, Rear Right Seat Ventilation, Rear Right Temperature Flap Positioning Motor Ctrl Value On Off, Rear Roller Blind Test Control Value, Rear Spoiler Indicator Light Test Control Value, Rear Spoiler Position Test Control Value, Rear Spoiler, Rear Sunroof: Close/Lower, Rear Sunroof: Open/Raise, Rear Temperature Flap Positioning Motor Control Value On Off, Rear Washing Test Control Value, Rear Window Heater, Rear Window Roller Blind Motor, Rear Window Washer Pump, Rear Window Wiper Switch Illumination Bulb Control Value, Rear Windshield Unlocking Control Circuit, Rear Wiper, Rear-Window Defogger, Recirculating Pump, Recirculation Valve VW Common Control State, Red Function Lamp Control State, Red Indicator Lamp Control Value On Off, Red Warning Lamp Control State, Red Warning Lamp Control Value On Off, Reductant Pump VW Common Control State, Reductant Pump, Reference Segment Control Matrix Headlamp Control Value, Reference Segment Control Matrix Headlamp, Refrigerant Compressor, Refrigerant Expansion Valve 1 Test Control Value On Off, Refrigerant Expansion Valve 1 Test Input Output Ctrl Parameter, Refrigerant Expansion Valve 2 Test Control Value On Off, Refrigerant Expansion Valve 2 Test Input Output Ctrl Parameter, Refrigerant Expansion Valve 3 Test Control Value On Off, Refrigerant

Expansion Valve 3 Test Input Output Ctrl Parameter, Refrigerant Shut Off Valve 1 Test Control Value On Off, Refrigerant Shut Off Valve 1 Test Control Value, Refrigerant Shut Off Valve 2 Test Control Value On Off, Refrigerant Shut Off Valve 2 Test Control Value, Refrigerant Shut Off Valve 3 Test Control Value On Off, Refrigerant Shut Off Valve 3 Test Input Output Ctrl Parameter, Refrigerant Shut Off Valve 4 Test Control Value On Off, Refrigerant Shut Off Valve 4 Test Input Output Ctrl Parameter, Refrigerant Shut Off Valve 5 Test Control Value On Off, Refrigerant Shut Off Valve 5 Test Input Output Ctrl Parameter, Refrigerant Shut Off Valves Dynmc Test Inp O-P Ctrl Parameter, Refrigerant Shut Off Valves Dynmc Tst Comp Pow Lim 1, Refrigerant Shut Off Valves Dynmc Tst Compressor Pow Limitation, Refrigerant Valves Supply Voltage Test Control Value On Off, Regulating Flap Control Unit / Motor, Relay Cooler Fan 1, Relay Cooler Fan 2, Relay Electric Coolant Pump VW Common Control State, Relay For High Heat Output, Relay For High Heating Output, Relay For Low Heat Output, Relay For Low Heating Output, Relay For Prefeed Pump, Relay For Pump, Fuel Cooling VW Common Control State, Relay Secondary Air Pump, Release Both Brakes Control State, Release Both Brakes Control Value On Off, Release Left Brake Control State, Release Left Brake Control Value On Off, Release Right Brake Control State, Release Right Brake Control Value On Off, Rem Cen Lck Tst Ctrl Val VW Com Ctrl St, Remote Balance Control Control Value, Remote Balance Control Soundposition, Remote Control Status Control Value, Remote Control Test Control Value Indicator Light, Remote Control Test Control Value Supply Voltage, Remote Freq Selection DAB Band III Ctrl Value Freq DAB Band 3, Remote Frequency Selection AM Control Value, Remote Frequency Selection AM Frequency AM, Remote Frequency Selection DAB Band III Frequency DAB Band 3, Remote Frequency Selection DAB Band L Frequency DAB L Band, Remote Frequency Selection FM Control Value Frequency FM, Remote Frequency Selection FM Control Value, Remote Frequency Selection FM Frequency FM, Remote Set AF Control Value State, Remote Set AF State, Remote Set Bass Sound Settings, Remote Set DAB Announcement Control Value Alarm, Remote Set DAB Announcement Control Value Area Weather Flash, Remote Set DAB Announcement Control Value Event Announcement, Remote Set DAB Announcement Control Value Financial Report, Remote Set DAB Announcement Control Value News Flash, Remote Set DAB Announcement Control Value Programs Info, Remote Set DAB Announcement Control Value Road Traffic Flash, Remote Set DAB Announcement Control Value Special Event, Remote Set DAB Announcement Control Value Sport Report, Remote Set DAB Announcement Control Value Transport Flash, Remote Set DAB Announcement Control Value Warning Service, Remote Set DAB Linking Control Value Mode, Remote Set DAB Linking Mode, Remote Set DAB Mute Control Value DAB Mute, Remote Set DAB Mute DAB Mute, Remote Set DRC DRC State, Remote Set Dyn ZF State, Remote Set GALA Gala State, Remote Set GALA, Remote Set Hidden Tune Control Value Hidden Tune, Remote Set Hidden Tune Hidden Tune, Remote Set Highcut State, Remote Set Lband L Band Selection, Remote Set Loudness State, Remote Set Loudness, Remote Set Middle Sound Settings, Remote Set Mute Mute State, Remote Set Phase Diversity On Off Tuner, Remote Set Sound Settings Set Bass, Remote Set Sound Settings Set Middle, Remote Set Sound Settings Set Treble, Remote Set TP Control Value State, Remote Set TP State, Remote Set Treble Sound Settings, Remote Source Selection Control Value Source Selection, Remote Source Selection Control Value, Remote Source Selection Source Selection, Remote Start Kl 15 Request Control Value, Remote Start Or Pre Conditioning Relay Control Value, Remote Voice Control Control Value Speech Dialog State, Remote Voice Control Speech Dialog State, Remotes KL 15-Anfo Von FFB Einscha (High-P Ctrl Val, Req 48V V Converter Tst Ctrl Val Set Pnt V, Req Hi V Converter Tst Ctrl Val Set Pnt V, Req Starter Gen Tst Ctrl Val excitation current limit, Req Starter Gen Tst Ctrl Val Generator Set Voltage, Request Alternator Test Control Value Excitation current limit, Request Cleaning Laser Scanner Test Control Value, Requested Alternator Test Control Value Cut-out Speed, Requested Alternator Test Control Value generator set voltage, Requested Alternator Test Control Value Shutdown, Requested Alternator Voltage 15,0V Control Value, Requested Starter Gen Test Ctrl Value Exciter

current limit, Reserve Fuel Lamp, Reserved VW Common Control State, Reset Hv Charge Cable Mating Cyc., Retract Function Light Operating Button, Retract Mirror, Reversing Light Test Control Value Side Selection, Reversing Light Test Control Value Start Parameter, Reversing Light Test Control Value, Reversing Light, RGB1 LKL1 Actuator Diagnosis Control Value LED, RGB1 LKL2 Actuator Diagnosis Control Value LED, RGB2 LKL1 Actuator Diagnosis Control Value LED, RGB2 LKL2 Actuator Diagnosis Control Value LED, Ri. Dayt.driv./side Light Led Power Mod., Ri. Lgt. Distr.: Aut. Main Beam, Ri. Lgt. Distr.: Country R. Light, Ri. Light Distr.: Light/dark Lim., Ri. Light Distr.: Motorway Light, Right B-Pillar And Footwell Shut Off Flap Mot Ctrl Value On Off, Right Cornering Light: Dimming, Right Daytime Driving Light Bulb 2, Right Daytime Driving Light, Right Daytime Driving/side Light, Right Footwell Flap Positioning Motor Control Value On Off, Right Head Area Heating, Right Indirect Ventilation Flap Motor Control Value On Off, Right Light Distr.: Urban Light, Right Main Beam Screen, Right Rear Light, Right Rear Upper Body Vent Motor Control Value On Off, Right Sd Light/dayt. Driv. Light Bulb 2, Right Side 2nd Row Actuator Test Precrash Pretensioner, Right Side Actuator Test Precrash Pretensioner, Right Side Light: 1, Right Side Light: 2, Right Side Vent Motor Control Value On Off, Right Static Cornering Light, Right Temperature Flap Control Motor Control Value On Off, Right Temperature Flap Control Motor Setpoint, Right Temperature Flap Ctrl Mot Input Output Control Parameter, Right Valve For Engine Bearing, Right Window Defroster Flap Positioning Motor Ctrl Value On Off, Roller Test Bench Mode, Rolloverbars Control Onoff, Rolloverbars, Roof Beam Audio Test Control Value, Roof Blind Test Control Value Direction Of Movement, Roof Blinds: Close, Roof Blinds: Open, Roof Contour Lighting Test Control Value, Roof Marker Light, Roof Roller Blind Test Control Value, Rr Air Recirculation Flap Positioning Mot Ctrl Val On Off, Rr Lt Temp Flap Positioning Mot Ctrl Val On Off, Rr Rt Temp Flap Positioning Mot Ctrl Val On Off, Rt B-Pillar And FW Shut Off Flap Mot Ctrl Val On Off, Rt Footwell Temperature Flap Positioning Mot Ctrl Value On Off, Rt FW Temp Flap Positioning Mot Ctrl Val On Off, Rt Win Defroster Flap Positioning Mot Ctrl Val On Off, RTA Warn Signal Control Value, Run in Protection for A/C Compressor, Safe Indicator Light, Safety/Deadbolt Locks Activation, SCR Heating Devices 2 VW Common Control State, SCR Heating Devices 2, SCR Heating Devices 3 VW Common Control State, SCR Heating Devices 3, SCR Heating Devices VW Common Control State, SCR Heating Devices, SCR Metering Valve 2 VW Common Control State, SCR Metering Valve VW Common Control State, SCR Metering Valve, SCR Reverse Valve VW Common Control State, SCR Reverse Valve, SCR Transfer Pump VW Common Control State, SCR Transfer Pump, Search Illumination Operating Button, Search Illumination, Search Lighting For Operating Elements Test Ctrl Value On Off, Seat And Surface Heatings Test Control Value, Seat Angle Adjustment, Seat Backrest Fan 1 Left Control Value, Seat Backrest Fan 1 Rear Left Test Control Value, Seat Backrest Fan 1 Rear Right Test Control Value, Seat Backrest Fan 1 Right Control Value, Seat Backrest Fan 2 Left Control Value, Seat Backrest Fan 2 Rear Left Test Control Value, Seat Backrest Fan 2 Rear Right Test Control Value, Seat Backrest Fan 2 Right Control Value, Seat Backrest Heating Left Test Control Value, Seat Backrest Heating Left Test Input Output Control Parameter, Seat Backrest Heating Right Test Control Value, Seat Backrest Heating Right Test Input Output Control Parameter, Seat Cushion Fan 1 Left Control Value, Seat Cushion Fan 1 Rear Left Test Control Value, Seat Cushion Fan 1 Rear Right Test Control Value, Seat Cushion Fan 1 Right Control Value, Seat Cushion Fan 2 Left Control Value, Seat Cushion Fan 2 Rear Left Test Control Value, Seat Cushion Fan 2 Rear Right Test Control Value, Seat Cushion Fan 2 Right Control Value, Seat Cushion Heating Left Test Control Value, Seat Cushion Heating Left Test Input Output Control Parameter, Seat Cushion Heating Right Test Control Value, Seat Cushion Heating Right Test Input Output Control Parameter, Seat Depth Adjustment Test Control Value, Seat Depth Adjustment, Seat Fore-And-Aft Adjustment, Seat Heating Enabling, Seat Heating Entire Test Control Value, Seat Heating Entire Test Input Output Control Parameter, Seat Heating Front Left Setpoint, Seat Heating Front Left Test Control Value, Seat Heating Front Right Setpoint, Seat Heating Front Right Test Control Value, Seat heating level Rear LED indicator Seat heating Hi,

Seat Heating Rear Left Control Value On Off, Seat Heating Rear Left Input Output Control Parameter, Seat Heating Rear Left VW Common Control State, Seat Heating Rear Left, Seat Heating Rear Right Control Value On Off, Seat Heating Rear Right Input Output Control Parameter, Seat Heating Rear Right VW Common Control State, Seat Heating Rear Right, Seat Heating Rear, Seat Heating Release Test Control Value, Seat Heating, Seat Height Adjustment Test Control Value, Seat Height Adjustment Test Direction Of Movement, Seat Height Adjustment, Front, Seat Inclination Adjustment Test Control Value, Seat Inclination Adjustment Test Direction Of Movement, Seat Longitudinal Adjustment Test Control Value, Seat Longitudinal Adjustment Test Direction Of Movement, Seat Movement Relay Disabling, Seat Position Normal, Seat Ventilation Entire Test Control Value, Seat Ventilation, Seating Position 2 Test Control Value Display Unit Adjustment 2, Seating Position 2 Test Control Value Display Unit Adjustment, Seating Position 2 Test Control Value Folding Headrest, Seating Position 2 Test Control Value Footrest Adjustment, Seating Position 2 Test Control Value, Secondary Air Control Val. (bank2), Secondary Air Control Valve, Secondary Air Injection Relay 2 VW Common Control State, Secondary Air Injection Relay 2, Secondary Air Injection Relay VW Common Control State, Secondary Air Injection Relay, Secondary Air Injection Solenoid Valve, Secondary Air Injection Valve 2 VW Common Control State, Secondary Air Injection Valve 2, Secondary Air Injection Valve VW Common Control State, Secondary Air Injection Valve, Secondary Air Pump Relay, Secondary Air Relay, Segment Test Colour, Segment Test Control Value Colour, Segment Test Control Value On Off, Segment Test Kopie Von, Segment Test VW Common Control State, Segment Test, Segmenttest, Selector Lever Lock, Self Test Ground Cabling Control Value Currentsource, Sensor For Fine Dust Content Pump Test Control Value, Sensor For Fine Dust Content Valve Test Control Value, Servomotor B-column foot right rear Intermittent operation, Servomotor B-Pillar-Foot Left Rear Intermittent operation, Servotronic Steering: Full Assistance, Servotronic Steering: No Assistance, Set Convertible Roof Position Control Value On Off, SH Front Left, SH Front Right, Shift Drum Motor Position Shift Position, Shift Lock Control Value, Shift Valve 2 Refrigerant Test Control Value On Off, Short Brake Apply Left Control State, Short Brake Apply Left Control Value On Off, Short Brake Apply Right Control State, Short Brake Apply Right Control Value On Off, Shut Off Valve For Refrigerant Test Control Value On Off, Shutter Control Value, Side Light Left 2 Test Control Value, Side Light Left Test Control Value, Side Light Right 2 Test Control Value, Side Light Right Test Control Value, Side Light Test 2 Control Value, Side Light Test Control Value, Side Marker Front Left Test Control Value, Side Marker Front Right Test Control Value, Side Marker Light Blub Front Left, Side Marker Light Blub Front Right, Side Marker Light Test Control Value, Side Shades Motor, Side Window Blind Test Control Value, Side-Blinkers Bulb Left, Side-Blinkers Bulb Right, Side-Marker Lamp, Left Front, Side-Marker Lamp, Right Front, Sidemarker Test Controlstate Data 2, Sig Sys LED Tst Ctrl Val Additional Keypad Btn 10, Signal Horn Control Circuit, Signal System Led Test Control Value Additional Keypad Button 1, Signal System Led Test Control Value Additional Keypad Button 2, Signal System Led Test Control Value Additional Keypad Button 3, Signal System Led Test Control Value Additional Keypad Button 4, Signal System Led Test Control Value Additional Keypad Button 5, Signal System Led Test Control Value Additional Keypad Button 6, Signal System Led Test Control Value Additional Keypad Button 7, Signal System Led Test Control Value Additional Keypad Button 8, Signal System Led Test Control Value Additional Keypad Button 9, Signal System Led Test Control Value Colour, Signature Light Test Control Value, SIH Rear Left Control Value 1, SIH Rear Left Control Value, SIH Rear Right Control Value 1, SIH Rear Right Control Value, SIL Rear Left (LLR LS1 Li) Control Value, SIL Rear Left(LLR LL1 Li) Control Value, SIL Rear Right (LLR RL1 Re) Control Value, SIL Rear Right (LLR RS1 Re) Control Value, Siren Changeover Test Control Value, Siren Test Control Value, SL Front Left, SL Front Right, Sliding Roof Function Request Disable, Sliding Sunroof Opening, Sliding Sunroof Test 2 Control Value Direction Of Movement, Sliding Sunroof Test Control Value, Solenoid Valve Boost-Press. Control, Solenoid Valve Exhaust Recirclatn 2, Solenoid Valve Exhaust Gas Recirc., Solenoid Valve/exhaust Flap 1,

Solenoid Valve/exhaust Flap 2, Sounder Control Value On Off, Sounder In Dash Panel Insert, Speaker Left Test Control Value, Speaker Right Test Control Value, Special Function II, Special Functions, Speed Change Of Mirror Adjustment Motor Test Control Value, Speed Indicator, Spindle Actuator Of Engine Decoupler VW Common Control State, Srch Lightng Op Elements Tst Ctrl Val On Off, Start Valid Authentication, Start Valid Authentication Control Value, Start/stop Indicator Lamp, Static Cornering Light Left: Down/Dim, Static Cornering Light Left: Up/Bright, Static Cornering Light Right: Down/Dim, Static Cornering Light Right: Up/Bright, Static Cornering Light Test Control Value Side Selection, Static Cornering Light Test Control Value Start Parameter, Static Cornering Lighting Test 2 Control Value, Static Cornerlight Test Controlstate Data 2, Static Headlight Range Control Test Control Value, Static Test, Stationary Cornering Lamp, Status Report Transmission Test Control Value, Steering Column Adjust. Downwards, Steering Column Adjustm. To Front, Steering Column Adjustm. To Rear, Steering Column Adjustm. Upwards, Steering Wheel Heating (2), Steering Wheel Heating, Steering Wheel Vibration Control Value, Steering Wheel Vibration, Stopwatch, Subwoofer Speaker Control Value, Subwoofer, Sup V 2 Ctrl Motors Air Cond Tst Ctrl Val, Sup V 2 For Ctrl Motors Of Air Condition Test Control Value, Sup V Ctrl Motors Air Cond Tst Ctrl Val, Sup V O-P Depth Discharge Protected Tst Ctrl Val, Sup V O-P On Actd Term 15 Tst Ctrl Val, Sup Voltage For Ctrl Motors Of Air Condition Test Control Value, Supercharger Magnetic Clutch, Supp. Heater Heating Element 2, Supplem. Heater Heating Element 1, Supplem. Heating Pump Actuation, Supplementary Heater, Supply Voltage For Air Condition Sensors Test Control Value, Suppress Mirror Glare, Surface Heating Entire Test Control Value, Swinging Logo Test Control Value 1, Swinging Logo Test, Swirl Flap Actuator, Swirl Flap Positioner 1, Swirl Flap Positioner 2, Swirl Flap, Switch and Instrument Lighting, Switch Between Antennas, Switch Control Control Value Status Switch, Switch Search And Functional Lights Entire Test Control Value, Switchable Water Pump, Switchable Waterpump VW Common Control State, Switchable Waterpump, Swivel Motor: Deploy, Swivel Motor: Initialization, Swivel Motor: Retract, System Adjustment Control Value, System Adjustment, System Check For Boosting Function Control Value Onoff, System Function Test Control Value, System Function Test Deactivation, System function test, System Functional Test, System Identification, Tachometer, Tail Lights Left, Tail Lights Right, Taillights, Tank Characteristic (Fuel Level Sensor 3), Tank Characteristic (Fuel Level Sensor 4), Tank Flap Locking: Actuation, Tank Flap Release, Tank Flap Test Sequence 1 Control Value, Tank Flap, Tank Leak Unit Solenoid Valve, Tank Leakage Diagnosis Pump, Taxi Alarm Test Control Value Can Signal, Taxi Alarm Test Control Value Indication Light, Taxi Alarm Test Control Value Roof Sign, Taxi Roof Sign Test Control Value Indication Light, Taxi Roof Sign Test Control Value Roof Sign, TCS And ESP Indicator Light Test Control Value, Temperature Flap Control Motor Control Value On Off, Temperature Flap Control Motor Setpoint, Temperature Flap Control Motor, Temperature Flap Motor Left, Temperature Flap Motor Right, Temperature Flap Rear Control Motor Setpoint, Temperature Flap Rear Ctrl Motor Input Output Control Parameter, Temperature Flap Servomotor: Left, Temperature Flap Servomotor: Right, Terminal 30 Interior Lighting Test Control Value, Terminal 30 Output Pin10 Test Control Value, Terminal 30 Output Pin9 Test Control Value, Terminal 30G Relay, Terminal 58s, Terminal 58st, Terminal 58xs Test Control Value, Terminal 58xt Test Control Value, Test Accumulator And Compressor Control Value Onoff, Test Announcement, Test Drive Activation, Test Drive Deactivation, Test Image In Middle Display, Test Images Control Value, Test Images, Test Mode, Test picture in center display, Test Screen, Test Sound, Test Voice Prompt, Testbild Im Mitteldisplay, Testbild Schachbrettmuster Invers, Testbild Schachbrettmuster, Testing Signal Audio Alternating, Testing Signal Audio, Theft Protection Control Option, Theft Protection Control Value, Theft Protection, Throttle Actuator, Throttle Body Module Control Circuit, Throttle Valve 1 VW Common Control State, Throttle Valve 1, Throttle Valve 2 VW Common Control State, Throttle Valve 2, Throttle Valve Control Module, Throttle Valve Control Unit, Throttle Valve, Throttle Valve, Bank 1, Tire Pressure Monitoring, Tiredness Detection Switch Off / On, Topview Camera Cleaning Request Control Value 1, Topview Camera Display Test Control State,

Torque Converter Clutch, Torque Demand Left Level 1, Torque Demand Left Level 2, Torque Demand Left Level 3, Torque Demand Right Level 1, Torque Demand Right Level 2, Torque Demand Right Level 3, Tourist Mode, Trailer Articulation Angle Sensor Function Test Control Value, Trailer Back-Up Lights, Trailer Brake Control Actuation Actuator Test Control Value, Trailer Brake Lights Left, Trailer Brake Lights Right, Trailer Brake Lights, Trailer Fog Lights Rear, Trailer Hitch Indicator Lamp 2 Actuator Test Control Value, Trailer Hitch Indicator Lamp Actuator Test Control Value, Trailer Hitch Pop Up Test Control Value, Trailer Hitch Power Pivoting In Actuator Test Control Value, Trailer Hitch Power Pivoting Out Actuator Test Control Value, Trailer Hitch Pull In Test Control Value, Trailer Hitch Unlock Test Control Value, Trailer Tail Lights Left, Trailer Tail Lights Right, Trailer Tail Lights, Trailer Turn Signals Left, Trailer Turn Signals Right, Transm. Oil Cooler Bypass Valve, Transmission Coolant Valve, Transmission Mount 1 VW Common Control State, Transmission Mount 1, Transmission Mount 2 VW Common Control State, Transmission Mount 2, Transmission Oil Pump Activation VW Common Control State, Transmission Power Test VW Common Control State 1, Transmission Power Test VW Common Control State 2, Transmission Power Test VW Common Control State 3, Transmission Power Test VW Common Control State Signal Path, Transmission Power Test VW Common Control State, Transmission Power Test VW Common Ctrl State Transmission Power, Treble Bass Horn Test Control Value, Treble Speaker Front Left, Treble Speaker Front Right, Treble Speaker Front, Treble Speaker Rear Left, Treble Speaker Rear Right, Treble Speaker Rear, Trunk Light Left, Trunk Light Right, Trunk Light, Trunk Locking Module, Trunk Motor, Trunk Remote Unlocking, Turbine Sol. Valve Turbocharger2, Turboch. Recirc.-Air Sol. Valve, Turbocharger 1, Turbocharger Bypass Valve 2 VW Common Control State, Turbocharger Bypass Valve 2, Turbocharger Bypass Valve Control Circuit, Turbocharger Bypass Valve VW Common Control State, Turbocharger Bypass Valve, Turbocharger Control Unit 2, Turbocharger Control Valve 2 VW Common Control State, Turbocharger Control Valve 2, Turbocharger Control Valve VW Common Control State, Turbocharger Control Valve, Turbocharger Turbine Inlet Valve VW Common Control State, Turn Signal Front Left 2 Test Control Value, Turn Signal Front Right 2 Test Control Value, Turn Signal Lamp Acoustic Signal, Turn Signal Light Test Control Value, Turn Signal Side Left Test Control Value, Turn Signal Side Right Test Control Value, Turn Signals Left Test Control Value, Turn Signals Left, Turn Signals Right Test Control Value, Turn Signals Right, Turn Signals Test Control Value Side Selection, Turn Signals Test Control Value Start Parameter, TV Camera Activation Request Control Value 1, Tweeter Speaker Front Left Control Value, Tweeter Speaker Front Left, Tweeter Speaker Front Right Control Value, Tweeter Speaker Front Right, Tweeter Speaker Motor Fr Right Ctrl Value Retractable Speaker, Tweeter Speaker Motor Front Left Ctrl Value Retractable Speaker, Tweeter Speaker Motor Front Left Retractable Speaker, Tweeter Speaker Motor Front Left, Tweeter Speaker Motor Front Right Retractable Speaker, Tweeter Speaker Motor Front Right, Tweeter Speaker Rear Left Control Value, Tweeter Speaker Rear Left, Tweeter Speaker Rear Right Control Value, Tweeter Speaker Rear Right, Underfloor Lighting Test Control Value, Unlock Charging Plug Test Control Value, Unlock Charging Plug Test, Upper Backrest Adjustment Test Control Value, USB Functional Test, Vacuum Pump For Brakes Actuation Control Value On OFF, Valet Parking Indicator Lamp, Valet Parking Warning Lamp Control Value, Valve For Engine Mounting 1, Valve For Engine Mounting 2, Valve For Transmission Mounting 1, Valve For Transmission Mounting 2, Variable Intake Manifold VW Common Control State, Variable Intake Manifold, Variable Intake System, Veh Stabilization Prog SW Vlv 1 Ctrl Val On Off, Veh Stabilization Prog SW Vlv 1 VW Local Ctrl St, Veh Stabilization Prog SW Vlv 2 Ctrl Val On Off, Veh Stabilization Prog SW Vlv 2 VW Local Ctrl St, Vehicle Conditioning, Vehicle Inclination Sensor Indicator Lamp, Vehicle Lowering Front Left, Vehicle Lowering Front Right, Vehicle Lowering Rear Left, Vehicle Lowering Rear Right, Vehicle Stabilization Program Switch Valve 1 Ctrl Value On OFF, Vehicle Stabilization Program Switch Valve 2 Ctrl Value On OFF, Vehicle Starter Interlock Control Value, Vehicle Starter Interlock Vehicle Starter Interlock, Vehicle Velocity Signal Test

Control Value Pullup Resistor, Video Signal Test Input Output Control Parameter, Visual Comfort Operation/Closing Confirmation, Volume Control Valve 1 VW Common Control State, Volume Control Valve 2 VW Common Control State, Wakeup Cable Activation Of BCM, Warning Beeper Control Value Tonauswahl, Warning Beeper Warning Beeper, Warning Beeper, Warning Buzzer, Warning Lamp For Adaptive Light Test Control Value, Warning Lamp, Warning Lamps, Warning Message, Warning Signal Charging Level In Percent, Warning Signal Control Value Premonition Level, Warning Tone Generator, Washer Fluid Level Indicator Lamp, Washer Jet Heating Test Control Value, Washer Jet Heating Test Input Output Control Parameter, Wastegate Solenoid Valve, Wastegate VW Common Control State, Wastegate, Water Cooling Bypass Vlv Charge Air Cooling VW Com Ctrl State, Water Mixing Act Chrg Air Cooling VW Com Ctrl St, Water Mixing Actuator Charge Air Cooling VW Common Ctrl State, Water Mixing Actuator VW Common Control State, Water Pump Setpoint, Water Valve Setpoint, Wheel Speed Sensor Test Executiontime, Wheel Speed Sensors Index Error Test Control Value Axle, Wind Deflector Movement Control Value Direction Of Movement, Wind Frame Latch Direction Selection, Window Head Up Display Test Control Value, Window Regulator Front Down Actuation Time, Window Regulator Front Down Start Parameter, Window Regulator Front Up Actuation Time, Window Regulator Front Up Start Parameter, Window Regulator Long Drop Position Control Value, Window Regulator Lowering, Window Regulator Motor, Window Regulator Raising, Window Regulator Rear Down Actuation Time, Window Regulator Rear Down Start Parameter, Window Regulator Rear Up Actuation Time, Window Regulator Rear Up Start Parameter, Window Regulator Test Driver Side Front Control Value, Window Regulator Test Driver Side Rear Control Value, Window Regulator Test Passenger Side Front Control Value, Window Regulator Test Passenger Side Rear Control Value, Window Shade Motor Rear, Window Wiper Front Position Test Control Value, Window Wiper Front Test Control Value Wiper Cycles, Window Wiper Front Test Control Value Wiping Level, Window Wiper Front Test Control Value, Window Wiper Module Rear Test Control Value, Window Wiper System Rear Test Control Value, Windscreen Heater For Camera Control Value, Windscreen Heater For Camera, Windscreen Heater For Lane Departure Warning, Windscreen Heating Control Value, Windscreen Heating Input Output Control Parameter, Windscreen Wiper: Position, Windshield Washer Jet Heating, Windshield Washer Pump Front, Windshield Washer Pump Rear, Windshield Washer Pump, Windshield Wiper Heater Element, Washer Jet Heater, Windshield Wiper Motor Stage 1, Windshield Wiper Motor Stage 2, Windshield Wiper Motor, Windshield wiper, Wiper Interval Rear, Wiper: Upper Reverse Point, Woofer Speaker Front Left Control Value, Woofer Speaker Front Left, Woofer Speaker Front Right Control Value, Woofer Speaker Front Right, Woofer Speaker Rear Left Control Value, Woofer Speaker Rear Left, Woofer Speaker Rear Right Control Value, Woofer Speaker Rear Right, Yellow Function Lamp, Yellow Indicator Lamp For Lane Departure Warning Control Value, Yellow Indicator Lamp For Lane Departure Warning, Yellow Lane Keep.ass. Indic. Lamp, Yellow Warning Lamp Control State, Yellow Warning Lamp Control Value On Off, Yellow Warning Lamp Control Value VW Common Control State, Yellow Warning Lamp Control Value

New Volvo Coverage

- Added coverage for 79 new system applications

Bosch Automotive Service Solutions Inc.

28635 Mound Road
Warren, MI 48092
USA

tech@boschdiagnostics.com
855-267-2483