

Bosch ADS Software Update – August 2022

Ver 5.0

<https://www.boschdiagnostics.com/diagnostic-systems>

Version 5.0 introduces exciting new software updates that further improve user experience and efficiency.

- Access module-specific data stream items and special tests directly from DTC Scans and DTC Information menus
- Sort and search saved reports by year, make, model, VIN, etc
- Quickly access previous scan data without having to re-run scans

This update also includes more model year **2022** vehicle coverage and additional **ADAS** calibrations.

8.227 new special tests & 598 new system applications included in this update.

Software and coverage feature details provided in these release notes.



ADS X

ADS

Coverage Highlights (More Details start on Page 3)

2022 Coverage added – DTC, Data support and Bi-Directional functions

- **Ford** – EcoSport, Mustang Mach-E, Police Interceptor Utility, Transit Connect, Transit-150, Transit-250, Transit-350, Transit-350 HD
- **GMC** – Savana 4500, Sierra 1500 Limited, Sierra 2500 HD, Sierra 3500 HD
- **Lincoln** – Nautilus

Multiple Models and Years Coverage added - Bi-Directional functions

ADAS* – New ADAS calibration coverage:

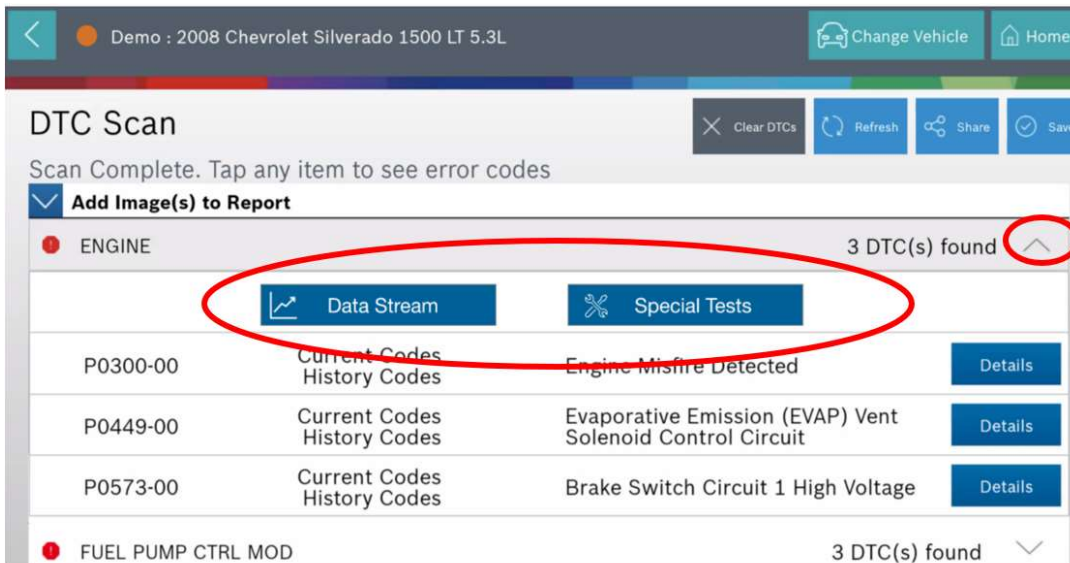
- **2022 Coverage:**
 - Audi – Coverage added for 10 new models
 - Ford – Coverage added for 6 new models
 - GMC – Coverage added for Savanna 4500
 - Nissan – Coverage added for Frontier
 - Ram – Coverage added for 5500

**All Dynamic ADAS calibrations are included in standard ADS Tool Subscription. Static calibrations that require ADAS targets and fixtures require additional ADAS Subscription used with ADS 625/625X.*

Software Highlights

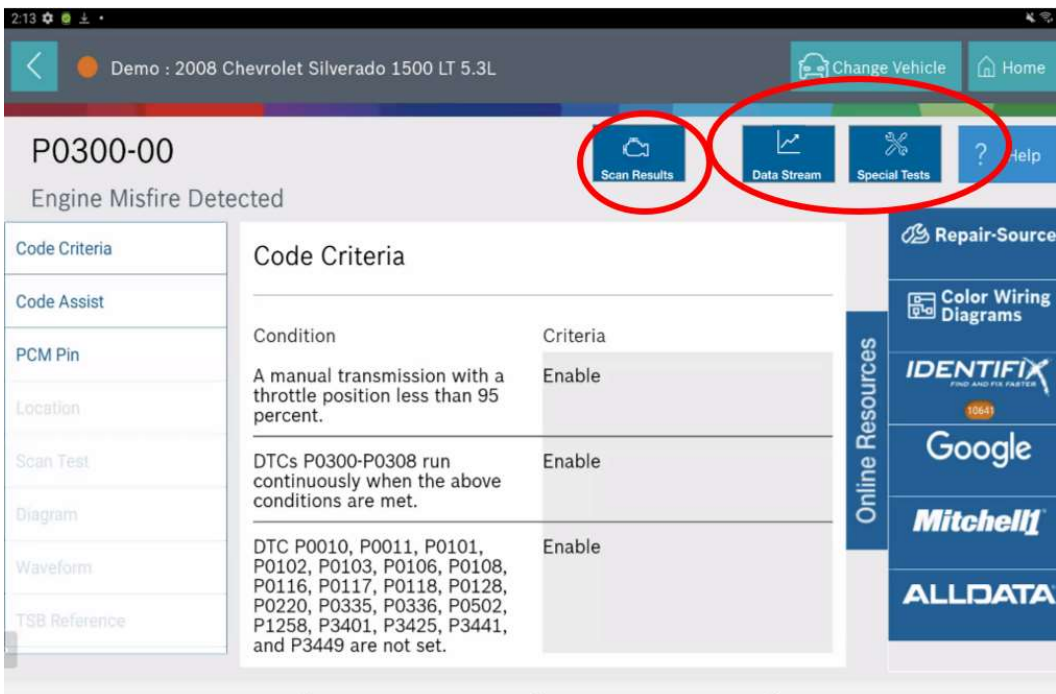
Access module-specific Data Stream and Special Tests from DTC Scan

- Users will now have ability to access module specific Data Stream Items and Special Tests right from DTC Scan screen
- Click the drop down arrow on top right to expand the DTC results view, and find two new icons which will take users directly to Data Stream and Special Tests for specific module



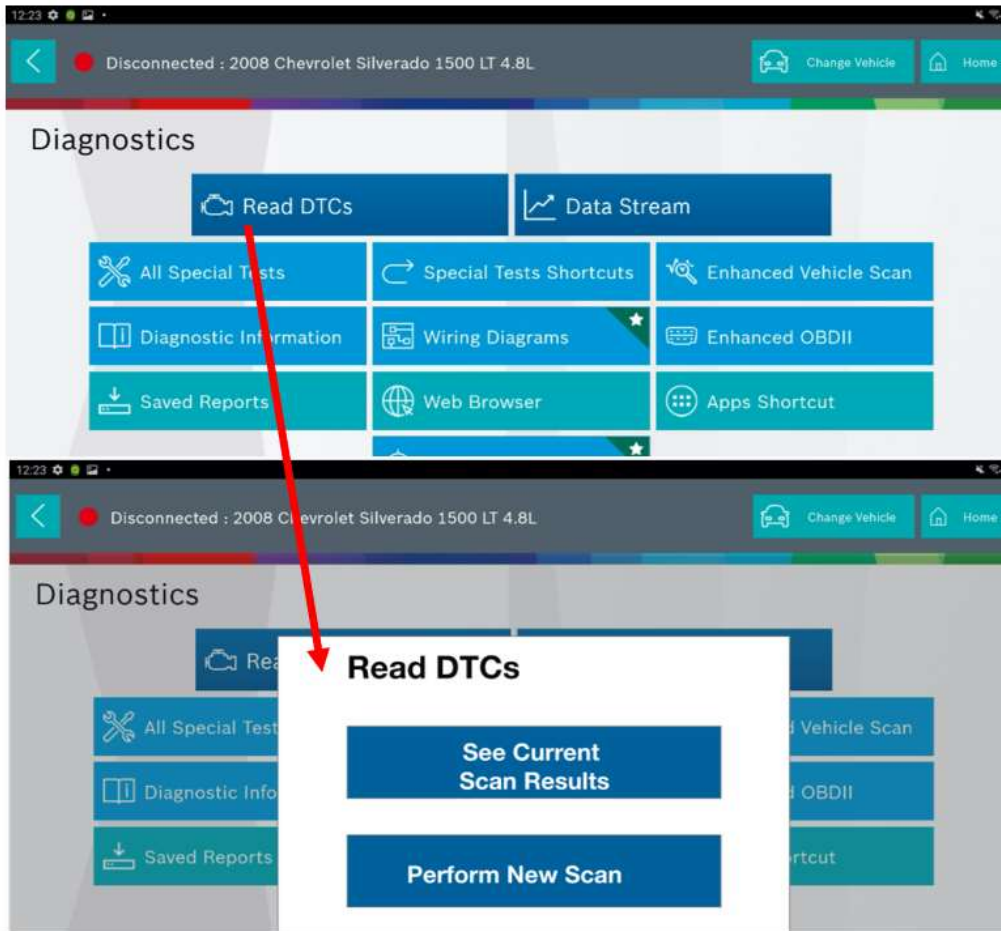
Shortcuts to Scan Results, Data Stream, & Special Tests from DTC Info Screen

- Quickly access Scan Results, and module-specific Data Stream and Special Tests with these new icons in the DTC Information screen



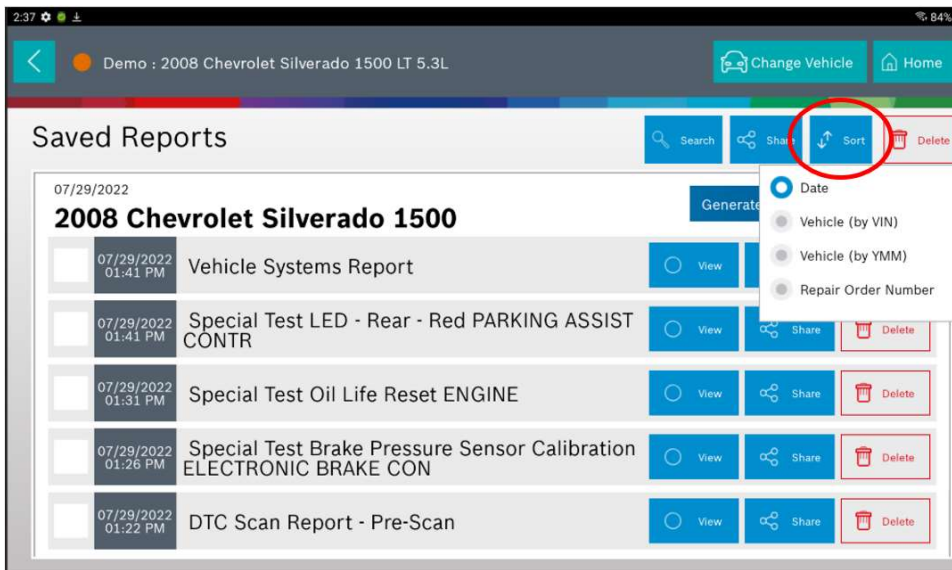
Access recent scan data without having to re-run scans

- If performing multiples scans, when users click Read DTCs, users will be given the option to immediately go back to the previous scan, or perform a new scan

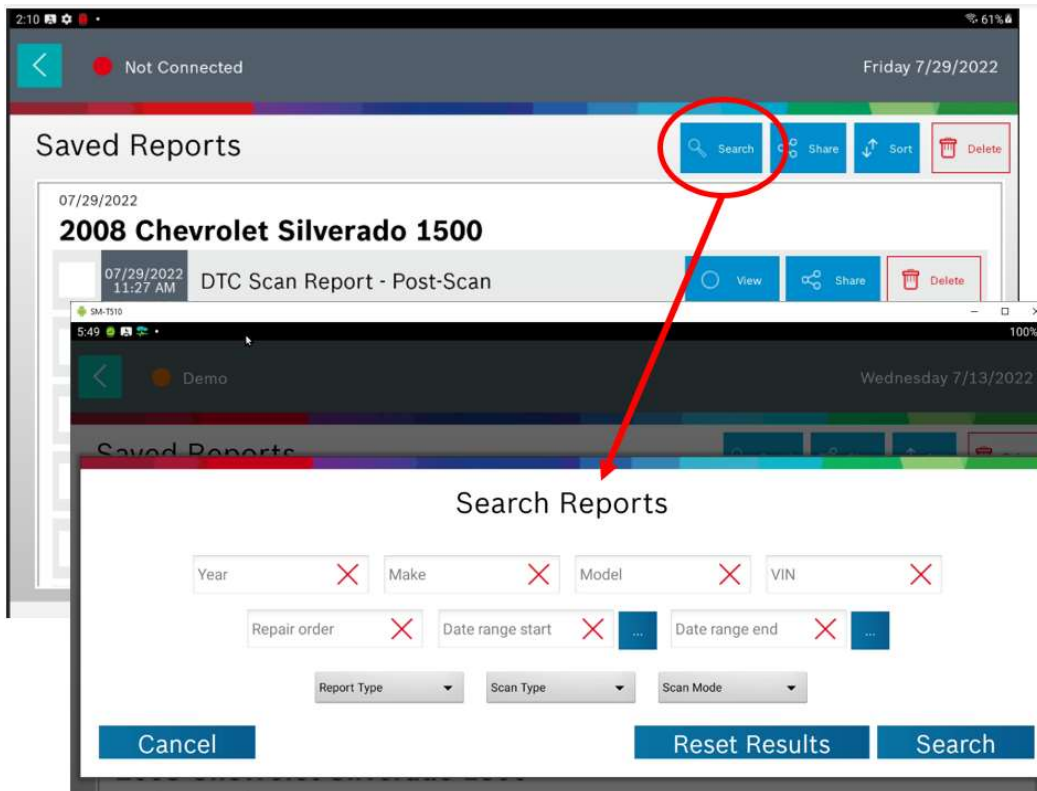


Enhanced Sort and Search for Saved Reports

- Save time finding specific Saved Reports with Enhanced Sort and Search Features
- Sort Reports by Date, VIN, YMM, Repair Order Number



- Search Reports by Year, Make, Model, VIN, RO Number, Date Range, Report Type, Scan Type, or Scan Mode



Note: All reports saved after the 5.0 update can be sorted and searched by all new fields. Reports saved prior to 5.0 update may have limited fields available to sort/search.

New Coverage Details – USA Domestic

New Chrysler/Dodge/Jeep/Ram Coverage

- Added coverage for 46 new system applications

3 new Adjustment type special tests:

Actuator Calibration, Quick Learn, Reset ECU

442 new Actuation type special tests:

1st Gear (UD/LR), 2-4 Solenoid State, 2C Or 2-4 Solenoid, 2nd Gear (UD/24), 2nd Row Blend Door 1, 2nd Row Blend Door 2, 2nd Row Blend Door 3, 2nd Row Blend Door 4, 2nd Row Center Seat Backrest Release Actuator, 2nd Row Headrest Release Switch, 2nd Row LT Easy Entry-Exit Switch 2, 2nd Row LT Latch Switch, 2nd Row LT Seat Backrest Release Actuator, 2nd Row LT Seat Easy Entry Release Actuator, 2nd Row LT Seat Fold Switch, 2nd Row LT Seat Headrest Release Actuator, 2nd Row Mode Door 1, 2nd Row Mode Door 2, 2nd Row RT Easy Entry-Exit Switch 2, 2nd Row RT Latch Switch, 2nd Row RT Seat Backrest Release Actuator, 2nd Row RT Seat Easy Entry Release Actuator, 2nd Row RT Seat Fold Switch, 2nd Row RT Seat Headrest Release Actuator, 3rd Gear (UD/OD), 3rd Row Fold-Unfold Switch 1 Left, 3rd Row Fold-Unfold Switch 1 Right, 3rd Row Fold-Unfold Switch 2 Left, 3rd Row Fold-Unfold Switch 3 Left, 3rd Row Fold-Unfold Switch 3 Right, 3rd Row Headrest Release Switch, 3rd Row Headrest Release, 3rd Row LT Recline Switch FWD, 3rd Row LT Recline Switch RWD, 3rd Row LT Seat Folding Motor 1, 3rd Row LT Seat Folding Motor 2, 3rd Row LT Seat Headrest Release Actuator, 3rd Row Mode Door 1 Actuator Position, 3rd Row Mode Door 2 Actuator Position, 3rd Row RT Recline Switch FWD, 3rd Row RT Recline Switch RWD, 3rd Row RT Seat Folding Motor 1, 3rd Row RT Seat Folding Motor 2, 3rd Row RT Seat Headrest Release Actuator, 4C Solenoid, A/C Request, Abs Failure Indicator, A-C Compressor Clutch Relay Control State, A-C INDICATOR, A-C Request, Active Exhaust Valve 1, Active Exhaust Valve 2, Actuate All Heaters, Actuate All Vents, Aero LED, Aero Level, Airbag Fault Indicator, All LEDs On, All Switches, Alternator Field Control State, Alternator Field Duty-Cycle, Ambient Lamp, Approach Light State, AUTO Button, Auto High Beam Indicator, Auto Indicator, Auxiliary Coolant Pump, AVAC Motor Central Position, AVAC Motor Down Most Position, AVAC Motor Up Most Position, Balance Settings, Bass Settings, Battery Disconnect, Blower Down Button, Blower Motor Speed, Blower Up Button, Brake Failure Indicator, Brake Torque 1st Gear, Brake Torque 2nd Gear, Brake Torque 2nd Prime Gear, Brake Torque 3rd Gear, Brake Torque Reverse Gear, BSM State, BTSI, Buzzer Control, Cabin Temperature Sensor, Camera Washer, CEGR H-Bridge Valve Duty Cycle, Central high mounted Stop Light (CHMSL), Central Lock (Pass Side), Channel 1 Audio Control, Channel 1 Audio Output Status, Channel 10 Audio Control, Channel 10 Audio Output Status, Channel 11 Audio Control, Channel 11 Audio Output Status, Channel 12 Audio Control, Channel 12 Audio Output Status, Channel 13 Audio Output Status, Channel 14 Audio Output Status, Channel 15 Audio Output Status, Channel 16 Audio Output Status, Channel 17 Audio Output Status, Channel 18 Audio Output Status, Channel 19 Audio Output Status, Channel 2 Audio Control, Channel 2 Audio Output Status, Channel 20 Audio Output Status, Channel 21 Audio Output Status, Channel 22 Audio Output Status, Channel 23 Audio Output Status, Channel 24 Audio Output Status, Channel 3 Audio Control, Channel 3 Audio Output Status, Channel 4 Audio Control, Channel 4 Audio Output Status, Channel 5 Audio Control, Channel 5 Audio Output Status, Channel 6 Audio Control, Channel 6 Audio Output Status, Channel 7 Audio Control, Channel 7 Audio Output Status, Channel 8 Audio Control, Channel 8 Audio Output Status, Channel 9 Audio Control, Channel 9 Audio Output Status, CHARGE PLUG LOCK, CHARGE PLUG UNLOCK, Check Engine (MIL) Lamp, CNG Injector Relay, CNG Shut Off Relay, Compressor Cool Down, Compressor Current, Compressor Running, Control the steering

column, Coolant High Temperature Auxiliary Electric Pump, Courtesy Lamp 2, Cushion Extender Motor, Cylinder 1 Deactivation Solenoid Control State, Cylinder 4 Deactivation Solenoid Control State, Cylinder 6 Deactivation Solenoid Control State, Cylinder 7 Deactivation Solenoid Control State, DEADLOCK-SECONDARY LOCK (FT), DEADLOCK-SECONDARY LOCK (RR), Defeat Engine ON, Diesel Fuel Heater Relay, Direct Backlight, Door Ajar Indicator, Door Handle Approach Lamp State, Door Handle Power Control, Door Open, Vehicle Does Not Lower, Door Puddle Lamp State, DOWN Select Button, DR Solenoid, Driver Door Ajar, DRIVER DOOR LOCK LED, Driver Door Lock-Unlock, Driver Temp Down Button, Driver Temp Up Button, DRIVER UNLOCK, DRL Lamp, DTI FUEL TRANSFER RLY, DTI LTR CLNT PMP, DTI SPRCHRGR BPV MOTOR, Dual Speed Fuel Pump Relay, Dual Speed Oil Pump, Duty Cycle Purge Solenoid, EC Mirror State, ECM WAKEUP, EGR Valve Solenoid Duty Cycle, Electric Thermostat Heater Solenoid Duty Cycle, Electric Thermostat Heater Solenoid, EMCC VLP Solenoid, EMTC Encoder Power Return, EMTC Encoder Power Supply (5V), Evaporator Sensor Temperature, External Temperature, Externally Controlled Variable Displacement (ECVD) Command (DC), FAD Power Output, FAD Request Output, Fade Settings, Fan Control, Fault Message F1 -Service Air Suspension, Fog Lamp, Freeze Current State, Frequency Step Selection, Front Blower CFM, Front Defrost Indicator, Front Mode Door Actuator Position, Front Vertical Motor, Front Wiper Hi Speed, Front Wiper Low-Int Speed, Front-Rear Washer, Fuel Door Lock, FUEL DOOR UNLOCK, Fuel Injector 1 Control State, Fuel Injector 2 Control State, Fuel injector 3 Control State, Fuel Injector 4 Control State, Fuel Injector 5 Control State, Fuel Injector 6 Control State, Fuel Injector 7 Control State, Fuel Injector 8 Control State, Fuel Pump Relay Control State, Gas Injector Relay, GATED PARK RELAY, Haptic Motor, Head Rest Actuation, Headlamp Washer, Heated Steering Wheel PWM Control, Heater EBL, HEV Engine Aux Heater LIN Coolant Pump, HEV Engine Belt-Driven Coolant Pump Clutch Relay, HEV Fuel Tank Isolation Valve Solenoid, High Beam Indicator, High Beam Light, Hood Ajar, Horizontal Headrest Motor, Horizontal Motor, Horn, HSD 21W 1, HSD 21W 2, HSD 21W 3, HSD 21W 4, HSD FOR LED 1, HSD FOR LED 2, HSD RELAY 1, HSD RELAY 2, HSD RELAY 3, HSD RELAY 4, HSD RELAY 5, HSD RELAY 6, HSD RELAY 8, HUD Lighting Level, HVAC A-C Indicator, HVAC AUTO Indicator, HVAC Front DEF Indicator, HVAC Mode Button, HVAC Rear DEF Indicator, HVAC REC Indicator, HVAC SYNC Indicator, In Motion Menu, Indicator Channel, Intake Manifold Short Runner Valve (SRV) Solenoid Control State, Intake Manifold Tuning Valve (MTV) Solenoid Control State, Interior Ambient Lighting, Interior Convenience Lamps 2, Interior Convenience Lamps 3, Interior Convenience Lamps, Interior Panel Dimming Lamps 2, Interior Panel Dimming Lamps, Interior Vanity Lamps, Inverter, IP Run 1, IP Run 3, IP Run Start 1, IP Run Start 2, Keypad Backlight Control, KIN OFF LED, KIN RUN LED, KIN Start-Stop Button (SSB) LED, LC Solenoid, LED Intensity Output, Left Backup Lamp, Left Daytime Running Lamp, Left Front Fog Lamp, Left Front Park Lamps, Left Front Side Marker, Left Front Turn Signal, Left High Beam Lamp, Left High Beam Shutter, Left Low Beam-HID, Left Rear Door Lock-Unlock, Left Rear Fog Lamp, Left Rear Park Lamp, Left Rear Turn Lamp, Left Signature Lamp, Left Stop-Turn Lamp, Left Turn Light Status, Left Turn Signal Lamp, Level Not Permitted, License Plate Lamps, Load Level, Low Beam Light, Lower LED, Lowering, Low-Reverse Solenoid, LR Door Ajar, LR DOOR LOCK LED, LSD FOR LED 3, Main-Left Temp. Door Actuator Position, Main-Left Temp. Door Position, Middle LED, Mid-Range Settings, Mirror Direction Control, Mirror Fold, Mirror Heat State, Mirror LED Left State, Mirror Right LED State, Mode Button, Mode Door 1 (Panel), Mode Door 2 (Defrost-Demist), Mode Door 3 (Floor), Mode Selection, Motor Brake State, MS Solenoid, Multiair VVA Solenoid 1, Multiair VVA Solenoid 2, Multiair VVA Solenoid 3, Multiair VVA Solenoid 4, OFF Button, Offroad Level 1, Offroad Level 2, Open-Close, OPTIONAL HSD 1 PWM, OPTIONAL HSD 2 PWM, ORC RELAY CONTROL, Over-Drive Solenoid, Oxygen Sensor 1-1 Heater Duty-Cycle, Oxygen Sensor 1-2 Heater Duty-Cycle, Oxygen Sensor 2-1 Heater Duty-Cycle, Oxygen Sensor 2-2 Heater Duty-Cycle, Park LED, Park Light, Park Mode Level, Park Mode Pending, Passenger Door Ajar, PASSENGER DOOR LOCK LED, Passenger Door Lock-Unlock, Pedals, Permanent Static System Fault,

Pressure Switches, Proportional Purge Solenoid, Radiator Cooling Fan PWM Control State, Radiator Cooling Fan PWM Duty-Cycle, Radiator-Condenser Cooling Fan Relay 1 Control State, Radiator-Condenser Cooling Fan Relay 2 Control State, Radio Volume, Raising Lowering Interrupted, Raising, Rear Blower CFM, Rear Defrost Indicator, Rear Fog Light Status, Rear Heated Window, Rear Left Position Light Status, Rear Left Window Manual Mode, Rear Right Position Light, Rear Right Turn Lamp, Rear Right Window Manual Mode, Rear Vertical Motor, Rear Wiper, RECIRC Indicator, Recirc. Door Actuator Position, Recliner Motor, Reduce Speed, Reverse Gear (REV/LR), Reverse Gear Light Status, Right Backup Lamp, Right Daytime Running Lamp, Right Front Door Handle Power, Right Front Fog Lamp, Right Front Park Lamps, Right Front Side Marker, Right Front Turn Signal, Right High Beam Shutter, Right High Beam, Right Low Beam-HID, Right Rear Door Handle Power, Right Rear Door Lock LED, Right Rear Door Lock-Unlock, Right Rear Fog Lamp, Right Rear Park Lamp, Right Signature Lamp, Right Stop-Turn Lamp, Right Temp. Door Actuator Position, Right Turn Light, Right Turn Signal Lamp, RPS Power Supply (5V), RR Door Ajar, Run Acc 2, Run, Run-Start 1, SDAR Station Selection, Seat belt unfastened Lamp, Secondary Air Pump, Secondary Air Solenoid, Seek Status Tuner AM-FM, Seek Status Tuner DAB, Seek Status, Service Air Suspension, See Dealer Now -(Red Lamp), Short Term Control Motor Current, Side Marker, Smart Bar Command, Speaker Quadrant Selection, SRS Indicator Lamp Request, Standard Vehicle Level, Starter, Stop Light Status, SUNROOF MOTOR, Surge Solenoid Control State, System Disabled (Tire Jack Mode), System Temporarily Not Available, T-Case Motor Brake HSD Output, T-Case Motor Direction, Temperature Down Button, Temperature Up Button, Third Row Mode Door 1, Third Row Mode Door 2, Top LED, TPMS Generic Failure Lamp, TPMS, Trans Pump Test, Transponder Antenna Power, Treble Settings, Trunk Door Handle Power, Trunk-Gate, Tumble Generator Valve, Turn Light, Turn Signal Lamp State, UGDO, Under Inflation Lamp, Under-Drive Solenoid, Unlock Left Rear, Unlock Right Rear, Unlock RUN-START, UP Select Button, Vacuum Pump Relay, Vehicle Speed-RPM, Vehicle Theft Alarm, Vertical Headrest Motor, Video Input, VLP Solenoid, VTA Lamp, VVA Solenoids Pre-Energization, VVT Exhaust Phaser 1 Actuator, VVT Exhaust Phaser 2 Actuator, VVT Intake Phaser 1 Actuator, VVT Intake Phaser 2 Actuator, Window Hall Sense Supply, Window State, Windshield Heater Relay, Yellow Fault Lamp

New Ford/Lincoln Coverage

- Added coverage for 283 new system applications

29 new Adjustment type special tests:

Anti-Lock Brake System (ABS) Calibration, Anti-Lock Brake System (ABS) Module Bleed Configuration, Battery Monitor System Reset, Brake System Pressure Bleeding, Clear Transmission Adaptive Tables, Climate Control System Actuators Calibration, DSM Reset, Electronic Integrated Park Brake - Initialization, Electronic Integrated Park Brake - Service Tools, Engine Oil Life Reset, Factory Keyless Entry Code, LIN New Module Initialization - BCM, LIN New Module Initialization, Misfire Monitor Neutral Profile Correction, Occupant Classification System Module (OCSM) Reset, PMI - ECU Read/Write (DSP), PMI - ECU Read/Write (SCCM), PMI - Manual Configuration (DSP), Relearn Vehicle Data - AWD, Relearn Vehicle Data, Reset KAM, SASM Module Reset, Steering Angle Sensor Calibration, Steering Motor Angle Trim, Steering Toe Adjustment, Steering Wheel Angle Trim, Suspension Height Sensor Calibration, TPMS Sensor Training Mode, Vehicle Dynamics Suspension Temperature Calibration

317 new Actuation type special tests:

Button, % Of Total Fuel Mass To Be Delivered By Direct Inj -Commanded, (ABS) Warning Lamp, (Cruise) Resume Switch, (Cruise) Set+ Switch, (EVAP) Vapor Blocking Valve, * Button, 4WD-AWD Front Axle Disconnect - Clutch Commanded State, 4WD-AWD Front Axle Disconnect - High Level

Strategy Commanded, 4WD-AWD Transfer Case Actuator -A- Requested Torque, 4WD-AWD Transfer Case Motor Position Request, ABS Valve Power Supply, ABS Warning Lamp, A-C Recirculating Servo Position Status, Active Grille Air Shutter -A- Position Commanded, Active Grille Air Shutter -B- Position Commanded, Actuator Supply Voltage -B- Control State, Adaptive Cruise Distance Gap (-) Switch, Adaptive Cruise Distance Gap (+) Switch, Adaptive Front Lighting Fault, Air Conditioning Clutch Engaged, Air Conditioning Compressor Command State, Air Conditioning Compressor Commanded State, Air Mode Actuator, Airbag Warning Indicator, All Door Unlock, All Injectors Disabled, All Warning Lamps, All Wheel Drive Clutch Control Commanded, AM Button, Anti-Theft Horn Status, AUX (Auxiliary) Button, Auxiliary Blower Output, Auxiliary Transmission Fluid Pump Commanded, Auxiliary Transmission Fluid Pump Control % Speed - Commanded, Battery Charging Voltage Desired, Battery Pack Coolant Ctrl Valve A - Output Ckt Energized, Battery Saver Relay Status, BECM Cell Voltage, Blower Motor Speed, Brake Light Activation, Brake Shift Interlock, Brake System Fault Indicator Lamp, Brake-Shift Interlock, Cabin Coolant Heater Control, Camera Power Control, Cancel Button, CCW Relay, CD Button, Center High Mounted Stop Lamp Output Control, Center Speaker Status, Central High Mounted Stop Lamp, Commanded Equivalence Ratio (Air to Fuel Mixture) Bank 1, Commanded Equivalence Ratio (Air To Fuel Mixture) Bank 2, Commanded Equivalence Ratio Air To Fuel Mixture Bank 1, Commanded Equivalence Ratio Air To Fuel Mixture Bank 2, Continuous Vacuum Hublock Output Engaged, Converter Pressure Control, Coolant Overtemp, Coolant Pump -A- Control Speed - Commanded, Coolant Pump -A- is Commanded On, Coolant Pump -B- Control Speed - Commanded, Courtesy Lamps, Courtesy Puddle Step Lamps, CW Relay, DC To DC Converter Enable, DC-DC Enable Status, Delayed Accessory Power, Desired Camshaft Angle For All Banks, Desired Engine Cooling Fan Speed, Desired Idle Speed (Rpm), Desired Line Pressure Control, Dimmer Switch Input Status, Door Ajar Warning Indicator, Door Lock, Output, Driver Door Interior Lock-Unlock Latching Switch Status, Driver Heated Seat, ECO Mode, EGR Valve Position Desired, Eject Button, Electric Transmission Fluid Pump Control Duty Cycle - Commanded, Engine Coolant Bypass Valve Control Output, Engine Coolant Bypass Valve -D- Commanded to be Energized, Engine Coolant Bypass Valve -D- Output Status, Engine Coolant Pump Speed - Commanded, Engine Oil Pressure Control Duty Cycle - Commanded, Engine Revolutions Per Minute, Engine Running Fuel Injector Control, Engine Running Fuel Pressure Test, Enter Button, EVAP Canister Vent Valve, EVAP LDP Vac Sw Valve - Change Over From Vent To LDP, EVAP Leak Test, EVAP Purge/Vent Control, EVAP Vapor Blocking Valve, Evaporative Emission Canister Purge Valve Duty Cycle, Evaporative Emission Canister Vent Valve, Evaporative System Leak Detection Pump Commanded State, Exhaust Heat Exchanger Bypass Valve A Control Signal Duty Cycle, Fan control high speed, Fan control low speed, Fan Speed Desired, Firm Shift, FM Button, Four Wheel Drive Clutch Output, Front Blower Relay, Front Fog Lamp Indicator, Front Fog Lamps Request, Front Park Lamps Output, Front Washer Pump Relay, Front Window Down Output, Front Window Up Output, Front Wiper Hi/Lo Control, Front Wiper Relay, Fuel Fill Door Unlock Output - Commanded To Enable State, Fuel Gauge Indicator Control, Fuel Pump Relay, Fuel Pump, Fuel Rail Pressure Desired, Gear Command By Output State Control, Generator Voltage Desired, Generator Voltage Set Point, Heater Control For HO2S 11 And HO2S 21, Heater Control For HO2S 12 And HO2S 22, HEV Ready Light, High Beam Indicator, High Beam, High Pressure Fuel System Test, High Speed Engine Cooling Fan Control, Hill Descent Control, Horn Relay, Hybrid-EV Traction Battery Thermal System Operational Levels, Hybrid-EV Wake Up - Commanded, Hydraulic Pump Motor, Info (Information) Button, Interior Lights 1 (PWM) Output, Interior Lights 2 PWM Output, Internal Voltage Boost Circuit State, Key (Removal) Inhibit, KOEO Self Test, KOER Self Test, Lamp Control, LED Backlighting, Left Blend Door Position, Left Bottom Bolster Bladder Inflate Status, Left Climate Seat Mode, Left Cursor Left Arrow, Left Cursor OK Button, Left Front Defrost Output, Left Front Dump, Left Front Fog Lamp, Left Front Isolation Valve, Left Front Turn Signal Lamp Status, Left Front Tweeter Status, Left Front/Right Rear Traction Control Supply 1, Left Front/Right

Rear Traction Control Valve 1, Left Front-Right Rear Traction Control Supply 1, Left Front-Right Rear Traction Control Valve 1, Left Headlamp High Beam, Left Headlamp Low Beam, Left Position Lights Duty Cycle, Left Rear Dump, Left Rear Isolation Valve, Left Rear Turn Signal Lamp Status, Left Rear Turn Signal-Trailer Relay Status, Left Seat Back Heating Control, Left Seat Cooling PWM Control, Left Seat Cushion Heating Control, Left Seat Cushion Heating PWM Control, Left Stop Lamp Duty Cycle, Left Stop Lamp, Left Turn Signal Lamp Status, License Plate Light, Liftgate Release Output Status, Liftgate-Decklid Release Output Status, Line Pressure Control Desired, Line Pressure Control Measured In Current, Load Shed Output Control, Low Fuel Warning Indication, Low Pressure Fuel Leakdown Test, Low Speed Engine Cooling Fan Control, Low Washer Fluid Warning, Lower Lumbar Bladder Inflate Status, Max Defrost, Menu Button, Mid-Lumbar Bladder Inflate Status, Next-Last (>|) Button, O2 Sensor 1 For All Banks Commanded To Heat, O2 Sensor 2 For All Banks Commanded To Heat, Oil Pressure Low Indicator, On Demand Test, Output State Control Of Torque Converter, Over Drive (O-D) off, Passenger Heated Seat, PCM WAKEUP LINE, Phone Button, Power Balance, Power Button, Power Fold Mirror Activation Status, Power Point Output Relay, Preset 0 Button, Preset 1 Button, Preset 2 Button, Preset 3 Button, Preset 4 Button, Preset 5 Button, Preset 6 Button, Preset 7 Button, Preset 8 Button, Preset 9 Button, Rear (Hvac) Mode Control Input, Rear Blower Control, Rear Defrost (Heated Backlight), Rear Defrost Relay Status, Rear Fog Lamp Indicator, Rear Locking Diff Output Duty Cycle (Optional), Rear Park Lamps Output, Rear Stop Lamp, Rear Temperature Flap Position, Rear Washer Pump Relay, Rear Window Down Output, Rear Window Up Output, Rear Wiper Relay, Relative Compression, Reverse Lamp, Right Blend Door Position, Right Climate Seat Mode, Right Front Brake Pressure, Right Front Defrost Output, Right Front Dump, Right Front Fog Lamp, Right Front Isolation Valve, Right Front Turn Signal Lamp Status, Right Front Tweeter Status, Right Front/Left Rear Traction Control Supply 2, Right Front/Left Rear Traction Control Valve 2, Right Front-Left Rear Traction Control Supply 2, Right Front-Left Rear Traction Control Valve 2, Right Headlamp High Beam, Right Headlamp Low Beam, Right Position Lights Duty Cycle, Right Rear Dump, Right Rear Isolation Valve, Right Rear Turn Signal Lamp Status, Right Rear Turn Signal-Trailer Relay Status, Right Seat Back Heating Control, Right Seat Cushion Heating Control, Right Stop Lamp Duty Cycle, Right Stop Lamp, Right Turn Signal Lamp Status, Run-Accessory Output Control, Run-Start Output Control, Safety Belt Warning Lamp, Seat Bladder Pump Status, Seat Cooling Control - Left, Seat Cooling Control - Right, Seat Cushion Bladder Inflate Status 1, Seat Cushion Bladder Inflate Status 2, Seat Cushion Bladder Inflate Status 3, Seat Cushion Bladder Inflate Status 4, Seek Left Button, Seek Right Button, Shift Solenoid A, Shift Solenoid F Commanded Current, Shift Solenoid G Commanded Current, Shift Solenoid Pressure Control A, Shift Solenoid Pressure Control B, Shift Solenoid Pressure Control C, Shift Solenoid Pressure Control D, Shift Solenoid Pressure Control E, Side Light Lamp, Side Mirror Heating Output Control, Side Mirror Turn Signal Lamp Control, Sounder Output, Spark Advance - Control State, Spark Advance, Speaker - Left Front, Speaker - Left Rear, Speaker - Right Front, Speaker - Right Rear, Speed Control (ASLD) Switch, Speed Control Actuator Switch Off, Speed Control Actuator Switch On, Speed Control Cancel Switch, Speed Control Gap Switch, Speed Control On-Off Cancel Switch, Speed Control On-Off Switch, Speedometer, Spotlight Mirror Output, Start Button Mode Indicator Control, Stop-Start, Subwoofer Speaker Status, Tachometer Gauge Indicator Control, Temperature Gauge, Tire Pressure Telltale Status, Tone Button, Torque Converter Clutch Solenoid Commanded Current, Traction Control Indicator, Traction Control Off Indicator, Trailer Brake Output Circuit Duty Cycle - Measured, Trailer Tow Park-Tail Lamp Output, Trans Hydraulic Accumulator Sol Ckt - Commanded Energized, Transfer Case Shift Motor Pos Sense - Contact Plate Power Stat, Transmission System (Mil) Fault, Transmission System MIL Fault, Trunk/Liftgate Release Output, Turbo Boost Gauge Pointer Placement Command, Turbocharger Bypass Valve 1, Turbocharger Wastegate, Upper Lumbar Bladder Inflate Status, Variable Camshaft Timing Exhaust

Angle Desired, Variable Camshaft Timing Intake Desired Angle, Vehicle Mode, Volume Adjustment Program, Volume, Warning Lamp Status 1 - Charge Warning, Wiper Heater Output

New GM Coverage

- Added coverage for 30 new system applications

62 new Adjustment type special tests:

Actuator Recalibration, Adaptive Pressure Control Learn, AfterBlow Option, Automated Bleed, Automated Brake Bleed, Automatic Level Control Trimset, Brake Pedal Position Sensor Learn, Brake Pressure Sensor Calibration, CAN Bus Configuration Learn, Clear 300V Impact Detection DTC, Clear 300V Present DTC, Clear Disable History Data, Clear Driver Window Learned Values, Clear Left Rear Window Learned Values, Clear Manufacturer Enable Counter, Clear Passenger Window Learned Values, Clear Right Rear Window Learned Values, Configure New Module, Control Module Reset, Copy And Paste TPM Information, Crankshaft Pos. Variation Learn, Fuel Trim Reset, HO2S Heater Learn, Idle Learn Reset, Info Display/Infotainment Faceplate Reset, Instant OAT Update, Invalidate All Fobs, Oil Life Reset, Program Key Fob 1, Program Key Fob 2, Program Key Fob 3, Program Key Fob 4, Range Actuator Correlation Learn, Range Actuator Learn, Recalibrate All Motors, Reset Diagnostic Counter, Reset Teen Driver Key PIN, Re-Zero Passenger Presence System, RVS Disable History Reset, Service Cleaning Procedure, Set Language, Setup New ROS, Setup SDM Part Number In BCM, Steering Wheel Angle Sensor Learn, Stolen Vehicle Slowdown Clear, TC Learn, Timing Belt Life Reset, Tire Pressure Reset, Tire Pressure Sensor Registration, Tire Pressure Sensor Signal Reset, Tire Type/Pressure Selection, Transmission Clutch 1 Volume Learn, Transmission Clutch 2 Return Spring Learn, Transmission Clutch 2 Volume Learn, Transmission Clutch 3 Return Spring Learn, Transmission Clutch 3 Volume Learn, Transmission Clutch 4 Return Spring Learn, Transmission Clutch 4 Volume Learn, Transmission Clutch 5 Return Spring Learn, Transmission Clutch 5 Volume Learn, Transmission Service Fast Learn, Yaw Rate Sensor Learn

224 new Actuation type special tests:

ABS Left Front Solenoid Valves, ABS Left Rear Solenoid Valves, ABS Motor, ABS Pump Motor, ABS Right Front Solenoid Valves, ABS Right Rear Solenoid Valves, AC Request, Accent Lighting 1, Accent Lighting 2, Accessory Power Mode Indicator, Accessory Power Relay, Accessory/RAP Relay, Accessory/Retained Accessory Power Relay, Active Grill Air Shutter 1, Active Grill Air Shutter 2, Air Inlet Door, All Door Lock Unlock, All Status LEDs, APM Set Point Control, ATC Neutral Indicator, ATC Range, Auto Start/Stop Command, Aux Trans Pump Speed, Auxiliary Air Temperature Door, Auxiliary Blower Motor, Auxiliary Ignition Run Relay, Auxiliary Mode Door, Backup Lamps Test, Backup Lamps, Battery Pack Fan Speed, Blower Motor, Brake Transmission Shift Interlock Solenoid Actuator, Cargo Lamp, CD, Center Brake Lamp, Central Stop Lamp, Clutch PC Solenoid 2, Clutch PC Solenoid 3, Clutch PC Solenoid 4, Clutch PC Solenoid 5, CMP Actuator Solenoid, CMP Actuator, Compressor Test, Courtesy Lamps, Cylinder 1 Deactivation Solenoid, Cylinder 4, Cylinder 6, Cylinder 7, Cylinder Deactivation System, Daytime Running Lamps, Dimming Control Command, Display Dimming, Display Test, DMCD Coolant Pump Relay, Door Dead Lock Lock/Unlock, Door Lock/Unlock, Driver Heated Seat Command, Driver Window Motor, DTC B1000 Information, Engage Front Axle, Engine Controls Ignition Relay, Engine Speed Control, Erase Valet Mode Code, EVAP Purge Solenoid, EVAP Purge/Seal, EVAP Vent Solenoid, Exhaust Valve, Fan 1, 2 3, Fan 3, Fan Relay 1, Fan Relay 2, Fog Lamps, Forward Collision Alert Switch, Front Fog Lamps, Front Window Motor, Fuel Injector Balance, Fuel Pressure Control, Fuel Pressure, Fuel Pump Enable, Fuel Pump, Fuel Trim Enable, Generator Regulator Setpoint, Green Indicator, Heated Seat Indicators, High Beam, High Beams, High Side Driver 1, High Side Driver 2,

HO2S Bank 1 Sensor 1 - Heater, HO2S Bank 1 Sensor 2 - Heater, HO2S Bank 2 Sensor 1 - Heater, HO2S Bank 2 Sensor 2 - Heater, Horn Relay, Horn, HVAC Ambient Temperature Display, Hybrid Trans Commanded State, Inadvertent Load, Incandescent Dimming, Indicator Dimming, Info Display Test, Infrared Transmitter Power Control, Instrument Cluster Gauge Sweep, Intake Air Heater, Integrated Sw. Backlighting Test, Intermediate Voltage, IPC Gauge Sweep Test, Jump Assist, Key Fob Button Test, Lamp Test, Lane Departure Warning Indicator, Lane Departure Warning Switch, LED Backlight Dimming, LED Dimming, Left Dedicated Daytime Running Lamp, Left Exterior Flood Lamp, Left Front Damper Actuator, Left Front Inlet Valve Solenoid, Left Front Outlet Valve Solenoid, Left Front Turn Lamp, Left Front Turn Signal Lamp, Left Headlamp Low Beam, Left Park Lamps, Left Rear Damper Actuator, Left Rear Inlet Valve Solenoid, Left Rear Outlet Valve Solenoid, Left Rear Turn Signal/Brake Lamp, Left Rear Turn Signal/Stop Lamp, Left Rear Window Motor, Left Rear Window, Left Temperature Door Position, License Plate Lamps, Lift Gate Module Open/Close Test, Light Low Beam, Line PC Solenoid, Lock Rear Doors, Loop Status, Low Beams, LR Turn Signal, Malfunction Indicator Lamp, Mirror Fold, Mirror Heater, Mirror Left/Right, Mirror Up/Down, Misfire Graph, Mode Door Position, Motor A Isolation Test, Motor B Isolation Test, Next Available Slot, Non-Integrated Backlighting Test, Object Detection Alert Indicators, Parking Assist Switch LED, Parking Lamps, Passenger Air Bag Off Indicator, Passenger Air Bag On Indicator, Passenger Heated Seat LED, Passenger Seat Belt Reminder Indicator, Passenger Window Motor, Phone Call Test, Pickup Bed Cargo Lamp, Puddle/Courtesy Lamp, Range Actuator Lock, Range Actuator, Read LIN Bus Device ID Information, Rear Cross Traffic Audible Alert, Rear Cross Traffic Visual Alert, Rear Defog Request, Rear Fog Lamp, Rear Fog Lamps, Rear Washer Relay, Rear Wiper, Rearview Camera Display, Red Indicator, Regenerative Braking, RF Turn Signal, Right Dedicated Daytime Running Lamp, Right Exterior Flood Lamp, Right Front Damper Actuator, Right Front Inlet Valve Solenoid, Right Front Outlet Valve Solenoid, Right Front Turn Signal Lamp, Right Headlamp Low Beam, Right Park Lamps, Right Rear Damper Actuator, Right Rear Inlet Valve Solenoid, Right Rear Outlet Valve Solenoid, Right Rear Turn Signal/Brake Lamp, Right Rear Turn Signal/Stop Lamp, Right Rear Window Motor, Right Rear Window, Right Temperature Door Position, RR Turn Signal, Run Crank Relay, Run/Start Power Mode Indicator, Security Indicator, Shift Lock Solenoid, Shift Solenoid 1, Shift Solenoid 2, Shift Transmission, Spark Retard, Speech Recognition, Stop Lamp, Suspension Position Sensor Trim Height, TCC Control Solenoid, TCC Pressure Control Solenoid Valve, Throttle Position, Throttle Sweep, Traction Control Left Front Solenoid Valves, Traction Control Left Rear Solenoid Valves, Traction Control Right Front Solenoid Valves, Traction Control Right Rear Solenoid Valves, Trailer Brake Duty Cycle, Trailer Brake Relay, Trailer Fog Lamps, Transfer Case Clutch Engagement, Transfer Case Clutch Identifier, Transfer Case Range, Transmission Accumulator Solenoid Valve, Transmission Control Solenoid Valve 1 Current, Transmission Control Solenoid Valve 1, Transmission Control Solenoid Valve 2 Current, Transmission Control Solenoid Valve 2, Transmission Control Solenoid Valve 3 Current, Transmission Control Solenoid Valve 3, Transmission Control Solenoid Valve 4 Current, Transmission Control Solenoid Valve 4, Transmission Control Solenoid Valve 5 Current, Transmission Control Solenoid Valve 5, Transmission Control Solenoid Valve 6 Current, Transmission Control Solenoid Valve 6, Transmission Control Solenoid Valve 7 Current, Transmission Control Solenoid Valve 7, Transmission Control Solenoid Valve 8, Transmission Control Solenoid Valve 9, Unlock Rear Doors, Vehicle Level Control Compressor Relay, Vehicle Level Control Exhaust Valve, Window Lockout Indicator, Window Lockout Switch Indicator, Windshield Washer Relay, Windshield Wiper Motor Relay, Wiper High Speed Relay Test, Wiper Relay, Wiper Washer Motor Relay, Wiper Washer Motor

New Coverage Details – USA Asian

New Hyundai/Genesis Coverage

- Added coverage for 37 new system applications

12 new Adjustment type special tests:

ACU Variant Coding, Adaptive Value Backup Input (ECU Transfer Assy replacement, Adaptive Value Backup Input (ECU replacement), Air Bleeding Mode, Multiplicative Injection Time Correction for All Cylinders, Multiplicative Injection Time Correction for Cylinder1, Multiplicative Injection Time Correction for Cylinder2, Multiplicative Injection Time Correction for Cylinder3, Multiplicative Injection Time Correction for Cylinder4, Purge Solenoid Valve Opening Additive Correction, Reset of Injector Q-stat Adaptation, WCT Reprogram

477 new Actuation type special tests:

(LED) DRL Lamp LH, (LED) DRL Lamp RH, 1st Gear Lamp, 2nd Gear Lamp, 3rd Gear Lamp, 3rd Row Center SBR Center Indicator, 3rd Row SBR Left Indicator(Optional), 3rd Row SBR Right Indicator(Optional), 4th Gear Lamp, 5th Gear Lamp, 6th Gear Lamp, A/C Compressor Test (ECV Type), AAF Control - Close, AAF Control - Open, AAF Relay, Activation Switch LED, Actuator Control - Apply, Actuator Control - Release, AEWP Control - PWM Type, All Door Lock Signal Output(to PTGM), All LEDs, All Mood Lamp Blue LED Test, All Mood Lamp Green LED Test, All Mood Lamp Red LED Test, All Mood Lamp White LED Test, Alt'L Signal Out, Assist Door Courtesy Lamp Output, Assist Door Lock Indicator, Assist Mirror Position Down (Option), Assist Mirror Position Left (Option), Assist Mirror Position Right (Option), Assist Mirror Position Up (Option), Assist Outside Mirror Down, Assist Outside Mirror Left, Assist Outside Mirror Right, Assist Outside Mirror Up, Assist Power Window Down (Option), Assist Power Window Up (Option), Assist Seat Belt Indicator (Option), Assist Seat Belt Indicator, Assistant Side Outside Handle Antenna Output (Power and GND), ATM Solenoid, Auto Cut Relay, Auto Light Power, AV Tail, Back Up Lamp, Bifunction Headlamp High LH Solenoid IPS Output, Bifunction Headlamp High RH Solenoid IPS Output, Burglar Horn Relay, Canister Purge Valve, Canister Shut Off Valve Toggling(OBD-2 Only), Canister Shut Off Valve(Leak Test), CDA Control Solenoid Valve - EX, B1, CDA Control Solenoid Valve - EX, B2, CDA Control Solenoid Valve - IN, B1, CDA Control Solenoid Valve - IN, B2, Central Door Lock Indicator, Central Door Lock Relay, Central Door Lock Switch Indicator Output, Central Door Unlock Relay, Charge Inlet Lock Relay, Charge Inlet Unock Relay, Charging Status LED (Green) On, Charging Status LED (Yellow) On, Child Lock Relay Output, Child Unlock Relay Output, Clamp Status ACC(Amber) LED Color illumination, Clamp Status IGN(Blue) LED Color illumination, Clamp Status Off(Red) LED Color illumination, CNG Bi-Fuel Fuel Change, CNG Shut sol valve in Fuel Tank, Compressor Off, Compressor On, Console Mode Door - Vent, Console On Door, Console Temperature Air Mix Door 0%, Console Temperature Air Mix Door 100%, Console Temperature Air Mix Door 50%, Coolant 3Way Valve, Cornering Lamp Left Relay Output (Option), Cornering Lamp LH Output, Cornering Lamp RH Output, Cornering Lamp Right Relay Output (Option), Courtesy Lamp RL Output, Courtesy Lamp RR Output, CPP(Canister Puge Pump) Control, Cruise Control Main Lamp(Auto CruiseType Only), Cruise Control Set Lamp(Auto Cruise Type Only), CVVD Intake, CVVT Exhaust, CVVT Intake, D Target Position, D_DRL Relay, Dead Lock Relay, Dedicated DRL Left Output, Dedicated DRL Output (Option), Dedicated DRL Right Output, Def Door - Close, Def Door - Open, Defogger - Deicer Relay, Defogger Indicator, Differential Pressure Valve, Door Lock Relay, Door Unlock Relay, Drive Side Puddle Lamp, Driver Air Mix Door-100%, Driver Air Mix Door-50%, Driver Courtesy Lamp, Driver Door Courtesy Lamp Output, Driver Door Lock, Driver Door Unlock Relay (Option), Driver Door Unlock Relay, Driver Door Unlock, Driver Heater Control, Driver Mode Door-DEF., Driver Mode Door-Floor, Driver Mode

Door-Vent, Driver Rear Door Courtesy Light, Driver Seat Belt Indicator, Driver Side Outside Handle Antenna Output (Power and GND), DRL Relay(Canada), DRV-AST Power Window Enable Output, DRVM (Driving Rear View Monitor), EGR Valve, ELCM Change Over Value(COV) Control, ELCM Pump Control, Electric Oil Pump (for HEV), EMS Wakeup Output, Engine Check Lamp(MIL), Engine Clutch Control Solenoid (for HEV), ETC Motor, EV Charge Door Open Lamp Output, EV Charge Door Open Relay, Event Indicate LED On-Off, Exterior Tail Lamp Front Left Output, Exterior Tail Lamp Front Right Output, Exterior Tail Lamp Left(Front and Rear) Output, Exterior Tail Lamp Rear Left Output, Exterior Tail Lamp Rear Right Output, Exterior Tail Lamp Right(Front and Rear) Output, External Buzzer Output, Fan Motor Control-High Speed, Fan Motor Control-Low Speed, Fan PWM, Fan1 1st, Fan1 2nd, Fan1 3rd, Fan1 4th, Fan1 5th, Fan1 6th, Fan1 7th, Fan1 8th, Fan1 9th, Fan1 Stop, Flasher Sound Relay(Option), Flow Stop Valve, Foot Lamp Output(Option), FPCM pressure control, Front Air Flow Door - 100%, Front Air Flow Door - 50%, Front Blower Fan Motor-1Step, Front Blower Fan Motor-2Step, Front Blower Fan Motor-3Step, Front Blower Fan Motor-4Step, Front Blower Fan Motor-5Step, Front Blower Fan Motor-6Step, Front Blower Fan Motor-7Step, Front Blower Fan Motor-8Step, Front Blower Fan Motor-Off, Front Bumper Antenna Output (Power and GND), Front Charge Door Lamp Output, Front Deicer Relay, Front Fog and Cornering Lamp Left Output, Front Fog and Cornering Lamp Right Output, Front Fog Lamp Indicator, Front Fog Lamp Left Output, Front Fog Lamp Output, Front Fog Lamp Relay, Front Fog Lamp Right Output, Front Glass Heated Relay Output, Front Glass Heated Switch Indicator Output, Front Indicate LED On-Off, Front Left Turn Signal Output, Front Right Turn Signal Output, Front Top-SVM View, Front Turn Signal Lamp Activation LH Output, Front Turn Signal Lamp Activation RH Output, Front Washer Motor Output, Front-Left View, Front-Right View, Front-SVM View, Front-Wide View, Fuel Door Open Solenoid Output, Fuel Open Loop, Fuel Pump Control(1st stage), Fuel Pump Control(2nd stage), Fuel Pump Relay Control for LPG, Fuel Pump Relay for LPG, Fuel Pump Relay(1st stage), Fuel Pump Relay(2nd stage), Fuel Tank Isolation Valve Relay Open, Gasoline Lamp (Bi-Fuel), Gauge ON, Glove Box Lamp Output, Haptic Steering Wheel Motor Output, Haptic Steering Wheel Output, Hat Shelf Antenna Output (Power and GND), Hazard Indicator, Hazard Mode State for Turn Signal Lamp Sequential Mode, Hazard Relay, Head Lamp High Indicator, Head Lamp High Left Output, Head Lamp High Output, Head Lamp High Relay, Head Lamp High Right Output, Head Lamp Leveling Min(Low) Position, Head Lamp Low Indicator, Head Lamp Low Left Output, Head Lamp Low Output, Head Lamp Low Right Output, Head Lamp Low Signal, Head Lamp Washer Relay, Heated Handle Indicator(Option), Heated Handle Output(Option), Heated Washer Nozzle Output, Heated Washer Nozzle Relay, High Mounted Stop Lamp Output, High Pressure Fuel Pump Control, High Pressure Fuel Pump Control2, Horn Relay(NA), Horn Relay, HV PTC OFF, HV PTC ON(Min.), Idle Speed Actuator, Ignition 3 Relay, Illumination, Immobilizer Lamp(Option), Indicator ALL OFF, Indicator ALL ON, Indicator Output 100%, Indicator Output 25%, Injector Disable-Cylinder 1, Injector Disable-Cylinder 2, Injector Disable-Cylinder 3, Injector Disable-Cylinder 4, Injector Disable-Cylinder 5, Injector Disable-Cylinder 6, Injector Disable-Cylinder 7, Injector Disable-Cylinder 8, Inlet Valve-Left Front, Inlet Valve-Left Rear, Inlet Valve-Right Front, Inlet Valve-Right Rear, Intake Door - Fresh, Intake Door - Recirc, Interior Antenna #1 Output (Power and GND), Interior Antenna #2 Output (Power and GND), Interior Antenna #3 (Trunk Antenna : Sedan Type) Output (Power, Interior Lamp Autocut Relay Output(Option), Interior Mood Lamp Output (Option), Interior Mood Lamp Output, Internal Buzzer, IOD Relay, ISG Lamp, ITM Valve, Key Hole Illumination (Manual Key Type), Key Interlock Solenoid(Manual Key Type), Lamp Control, Lamp Load Power Relay, LampLoad AutoCut IPS Output, LongTermLoad Cut Relay Output, LPG Cut Valve for Fuel Rail, LPG Cut Valve for Fuel Tank, LPG Fuel Pump PWM, LPG Lamp, Luggage Lamp Relay, Luggage Lamp, Main Relay (+) ON, Main Relay(-) ON, Main Relay(-), Precharge Relay, Simultaneously ON (Precharge se, Manual HLLD Signal Output, Map Lamp Output, Mirror Folding Operation (Option), Mirror LED Left, Mirror LED Right, Mirror Unfolding Operation (Option), Mood Lamp 1 Output, Mood Lamp 2

Output, Mood Lamp 3 Output, Mood Lamp Output, Motor, Move ASSIST OUTSIDE MIRROR to the highest Position, Move ASSIST OUTSIDE MIRROR to the lowest Position, Move ASSIST OUTSIDE MIRROR to the most left Position, Move ASSIST OUTSIDE MIRROR to the most right Position, Move DRIVE OUTSIDE MIRROR to the highest position, Move DRIVE OUTSIDE MIRROR to the lowest position, Move DRIVE OUTSIDE MIRROR to the most left position, Move DRIVE OUTSIDE MIRROR to the most right position, Move P/SEAT to the Foremost Position(Cushion Extension), Move P/Seat To The Foremost Position(Recline), Move P/Seat To The Foremost Position(Slide), Move P/Seat To The Highest Position(FR Height), Move P/SEAT to the Highest Position(Head Rest), Move P/Seat To The Highest Position(RR Height), Move P/SEAT to the Last Position(Cushion Extension), Move P/Seat To The Last Position(Recline), Move P/Seat To The Last Position(SILDE), Move P/Seat To The Lowest Position(FR Height), Move P/SEAT to the Lowest Position(Head Rest), Move P/Seat To The Lowest Position(RR Height), Multimedia Load Power Relay, N Target Position, Navi Wakeup Signal Output, Norminal Idle Speed Offset, OBC Wake up Output, Oil Change Warning Lamp(Optional), Oil Control Valve - Exhaust Bank 1(Optional), Oil Control Valve - Exhaust Bank2, Oil Control Valve - Intake Bank1, Oil Control Valve - Intake Bank2, Operate DRIVE SIDE FOLD, Operate DRIVE SIDE UNFOLD, Operate DRIVE SIDE WINDOW AUTO DOWN, Operate DRIVE SIDE WINDOW AUTO UP, Operate DRIVE SIDE WINDOW DOWN, Operate DRIVE SIDE WINDOW UP, Outlet Valve-Left Front, Outlet Valve-Left Rear, Outlet Valve-Right Front, Outlet Valve-Right Rear, Over speed indicator(Optional), Over Speed Warning Indicator, P Target Position, Parasitic Current Auto-Block IPS, Parking Brake Indicator, PAS Buzzer Output (RPAS Buzzer Output), PAS Indicator (RPAS Off Indicator), Passenger Air Mix Door-0%, Passenger Air Mix Door-100%, Passenger Air Mix Door-50%, Passenger Mode Door - Defog, Passenger Mode Door - Floor, Passenger Mode Door - Vent, Perform CPU (Video Recording and Display Output) On-Off, Perform Erase All Video File, Perform Event Recording, Pocket Light Output(Optional), Power Supply to the ACC Relay of Main MCU, Power Supply to the IGN1 Relay of Main MCU, Power Supply to the IGN1-IGN2 Relay of Main MCU, Power Supply to the IGN1-STARTER Relay of Main MCU, Power Window Relay (with Safety P-WDW Enable), Power Window Relay, Precharge Relay ON, Precharge Relay ON, Main Relay (-), (+) ON (Normal sequence), Pressure Control Solenoid Valve(VFS) A, Puddle Lamp Output, R Target Position, Rear Assist Power Window Down Relay, Rear Assist Power Window Up Relay, Rear Assist Side Door Curtain Down(Only Windows Close Status), Rear Assist Side Door Curtain Up(Only Windows Close Status), Rear Assist Side Window Auto Up, Rear Assist Window Auto Down, Rear Assist Window Down, Rear Bumper Antenna Output (Power and GND), Rear Charge Door Lamp Output, Rear Curtain Down Output, Rear Curtain Up Output, Rear Defogger Relay, Rear Driver Power Window Down Relay, Rear Driver Power Window Up Relay, Rear Driver Side Door Curtain Down(Only Windows Close Status), Rear Driver Side Door Curtain Up(Only Windows Close Status), Rear Driver Side Window Auto Up, Rear Driver Window Auto Down, Rear Driver Window Down, Rear Driver Window Up, Rear Fog Lamp (Option), Rear Fog Lamp Indicator, Rear Fog Lamp Left Output, Rear Fog Lamp Relay (Option), Rear Fog Lamp Right Output, Rear Left Power Window Down (Option), Rear Left Power Window Up (Option), Rear Left Turn Signal Output, Rear Mood Lamp(Both Left and Right), Rear Pocket Lamp(Both Left and Right), Rear Power Window Enable Output (Option), Rear Power Window LH Up Relay, Rear Right Power Window Down (Option), Rear Right Power Window Up (Option), Rear Right Turn Signal Output, Rear Room Lamp Output, Rear Seat Belt Center Indicator (Option), Rear Seat Belt Left Indicator (Option), Rear Seat Belt Right Indicator (Option), Rear Seat Warmer Left(Optional), Rear Seat Warmer Right(Optional), Rear Top-SVM View, Rear View Switch Indicator Output, Rear Washer Motor Output, Rear Wiper Relay (Option), Rear Wiper Relay, Rear-Left View, Rear-Right View, Rear-SVM View, Rear-Wide View, Refrigerant 2Way Valve - #1 OFF, Refrigerant 2Way Valve - #1 ON, Refrigerant 2Way Valve - #2 OFF, Refrigerant 2Way Valve - #2 ON, Refrigerant 3Way Valve - #1 OFF, Refrigerant 3Way Valve - #1 ON, Refrigerant 3Way Valve - #2 OFF, Refrigerant 3Way Valve - #2 ON, RKE Tailgate

Signal Output(to PTGM), RL Door Lock Relay, RL Door Unlock Relay, Room Lamp Output, RPAS Switch Indicator(Optional), RVM Switch Indicator Output, Safety ECU Enable Output (High), Safety Power Window Enable, SBL Function Test SBL LH ON, Security LED Output, Shift Control Solenoid Valve A(UD-B), Shift Control Solenoid Valve B(2-6-B), Shift Control Solenoid Valve C(35R-C), Shift Control Solenoid Valve D(OD-C), Shift Control Solenoid Valve E(SS-A), ShortTermLoad Cut Relay-IPS Output, SSB illumination Output (Power and GND), Start Inhibit Relay (Option), Start Inhibit Relay, Static Bending LH Output (Option), Static Bending RH Output (Option), Steering Warmer Output, Steering Warmer Switch Indicator Output, Stop Lamp Left, Stop Lamp Left-Right-HMSL Output (Option), Stop Lamp Right, Stop Lamp, Sunroof Enable Output, Sunroof Power Relay control(Optional), SVM + DRVM(Driving Rear View Monitor), SVM + FrontLeft + FrontRight View, SVM + RearLeft + RearRight View, Tail Interior Lamp, Tail Lamp Indicator, Tail Lamp Output, Tail Lamp Relay, Tailgate-Trunk Release Relay, Turbo dump(ReCirculation) Valve (RCV), Turbo waste gate(WGT) valve, Turn LH Output, Turn RH Output, Turn Signal Lamp Front Left Output, Turn Signal Lamp Front Right Output, Turn Signal Lamp Rear Left Output, Turn Signal Lamp Rear Right Output, Turn Signal Sound Relay Output, Variable Exhaust Flap, Variable Intake Manifold 1 (Option), Variable Oil Pump Solenoid, VESS Sound Play (5 Sec), VESS Sound Play (Until Stop Command), VVL Control Solenoid Valve - EX, B1, VVL Control Solenoid Valve - EX, B2, VVL Control Solenoid Valve - IN, B1, VVL Control Solenoid Valve - IN, B2, Window Lock to Driver Door Module, Wiper High-Speed Relay [Wiper High RLY With Wiper Power RLY], Wiper Low-Speed Relay [Wiper Low RLY With Wiper Power RLY], Wiper Power Relay, Wiper Relay (for INT)[Wiper RLY With Wiper Power RLY]

New Kia Coverage

5 new Adjustment type special tests:

Change Engine Oil Maintenance Monitor Setting, Engine Oil Life Reset, Reset KAM, Steering Angle Sensor (SAS) Calibration, WCT Reprogram

338 new Actuation type special tests:

(LED) DRL Lamp LH, (LED) DRL Lamp RH, 3rd Row Center SBR Center Indicator, 3rd Row SBR Left Indicator(Optional), 3rd Row SBR Right Indicator(Optional), Active Air Flap Test, All Door Lock Signal Output(to PTGM), Alt'L Signal Out, Assist Door Courtesy Lamp Output, Assist Door Lock Indicator, Assist Mirror Position Down (Option), Assist Mirror Position Left (Option), Assist Mirror Position Right (Option), Assist Mirror Position Up (Option), Assist Outside Mirror Down, Assist Outside Mirror Left, Assist Outside Mirror Right, Assist Outside Mirror Up, Assist Power Window Down (Option), Assist Power Window Up (Option), Assist Seat Belt Indicator (Option), Assist Seat Belt Indicator, Assistant Side Outside Handle Antenna Output (Power and GND), ATM Solenoid, Auto Cut Relay, Auto Defog Mode Door - Close, Auto Defog Mode Door - Open, Auto Light Power, AV Tail, Back Up Lamp, Battery Cool EXV(Electric expansion valve), Battery Cool Valve(Evaporator), Battery Coolant Valve Operation Mode1 (Combined Mode) ON, Battery Coolant Valve Operation Mode1 (Seperated Mode) ON, Bifunction Headlamp High LH Solenoid IPS Output, Bifunction Headlamp High RH Solenoid IPS Output, Burglar Horn Relay, Central Door Lock Indicator, Central Door Lock Relay, Central Door Lock Switch Indicator Output, Central Door Unlock Relay, Charge Inlet Lock Relay, Charge Inlet Unock Relay, Charging Status LED (Green) On, Charging Status LED (Yellow) On, Child Lock Relay Output, Child Unlock Relay Output, Clamp Status ACC(Amber) LED Color illumination, Clamp Status IGN(Blue) LED Color illumination, Clamp Status Off(Red) LED Color illumination, Compressor Off, Compressor On, Console Off Door, Console On Door, Console Temperature Air Mix Door 0%, Console Temperature Air Mix Door 100%, Console Temperature Air Mix Door 50%, Coolant 3Way Valve, Cornering Lamp Left Relay Output (Option), Cornering Lamp LH Output, Cornering Lamp RH Output, Cornering Lamp Right

Relay Output (Option), Courtesy Lamp RL Output, Courtesy Lamp RR Output, D_DRL Relay, Dead Lock Relay, Dedicated DRL Left Output, Dedicated DRL Output (Option), Dedicated DRL Right Output, Defogger - Deicer Relay, Defogger Indicator, Door Lock Relay, Door Unlock Relay, Driver Air Mix Door-0%, Driver Air Mix Door-100%, Driver Air Mix Door-50%, Driver Door Courtesy Lamp Output, Driver Door Unlock Relay (Option), Driver Door Unlock Relay, Driver Mode Door-DEF, Driver Mode Door-Floor, Driver Mode Door-Vent, Driver Seat Belt Indicator, Driver Side Outside Handle Antenna Output (Power and GND), DRL Relay(Canada), DRV-AST Power Window Enable Output, EMS Wakeup Output, EPB Apply RH and LH, EPB Release RH and LH, ESS Lamp, EV Charge Door Open Lamp Output, EV Charge Door Open Relay, EWP Max RPM Operation, Exterior Tail Lamp Front Left Output, Exterior Tail Lamp Front Right Output, Exterior Tail Lamp Left(FrontandRear) Output, Exterior Tail Lamp Rear Left Output, Exterior Tail Lamp Rear Right Output, Exterior Tail Lamp Right(FrontandRear) Output, External Buzzer Output, Flasher Sound Relay(Option), Foot Lamp Output(Option), Front Air Flow Door - 0%, Front Air Flow Door - 100%, Front Air Flow Door - 50%, Front Blower Fan Motor-1Step, Front Blower Fan Motor-2Step, Front Blower Fan Motor-3Step, Front Blower Fan Motor-4Step, Front Blower Fan Motor-5Step, Front Blower Fan Motor-6Step, Front Blower Fan Motor-7Step, Front Blower Fan Motor-8Step, Front Blower Fan Motor-Off, Front Bumper Antenna Output (Power and GND), Front Charge Door Lamp Output, Front Deicer Relay, Front Fog and Cornering Lamp Left Output, Front Fog and Cornering Lamp Right Output, Front Fog Lamp Indicator, Front Fog Lamp Left Output, Front Fog Lamp Output, Front Fog Lamp Relay, Front Fog Lamp Right Output, Front Glass Heated Relay Output, Front Glass Heated Switch Indicator Output, Front Left Turn Signal Output, Front Right Turn Signal Output, Front Turn Signal Lamp Activation LH Output, Front Turn Signal Lamp Activation RH Output, Front Washer Motor Output, Fuel Door Open Solenoid Output, Gauge ON, Glove Box Lamp Output, HAC Brake Lamp Actuator, Haptic Steering Wheel Motor Output, Haptic Steering Wheel Output, Hat Shelf Antenna Output (Power and GND), Hazard Indicator, Hazard Relay, Head Lamp High Indicator, Head Lamp High Left Output, Head Lamp High Output, Head Lamp High Relay, Head Lamp High Right Output, Head Lamp Low Indicator, Head Lamp Low Left Output, Head Lamp Low Output, Head Lamp Low Right Output, Head Lamp Low Signal, Head Lamp Washer Relay, Heated Handle Indicator(Option), Heated Handle Output(Option), Heated Washer Nozzle Output, Heated Washer Nozzle Relay, High Mounted Stop Lamp Output, High Voltage Battery Heater Relay ON, Horn Relay(NA), Horn Relay, HV PTC OFF, HV PTC ON(Min.), IG3 Control Operation, Ignition 3 Relay, iMEB Valve Control-Line Split Valve, iMEB Valve Control-Low Press Traction Control Valve, iMEB Valve Control-Low Press Wheel Split Valve, iMEB Valve Control-Pedal Simulator Valve, iMEB Valve Control-Release Control Valve, iMEB Valve Control-Traction Control Valve, iMEB Valve Control-Wheel Split Valve, Indicator ALL OFF, Indicator ALL ON, Inlet Valve-Left Front, Inlet Valve-Left Rear, Inlet Valve-Right Front, Inlet Valve-Right Rear, Intake Door - Fresh, Intake Door - Recirc, Interior Antenna #1 Output (Power and GND), Interior Antenna #2 Output (Power and GND), Interior Antenna #3 (Trunk Antenna : Sedan Type) Output (Power, Interior Lamp Autocut Relay Output(Option), Interior Mood Lamp Output (Option), Internal Buzzer, IOD Relay, Key Hole Illumination (Manual Key Type), Key Interlock Solenoid(Manual Key Type), KOEO Self Test, KOER Self Test, Lamp Control - EPB Status Lamp, Lamp Control - EPB Warning Lamp, Lamp Load Power Relay, LampLoad AutoCut IPS Output, LongTermLoad Cut Relay Output, Luggage Lamp Relay, Luggage Lamp, Main Relay (+) ON, Main Relay(-) ON, Main Relay(-), Precharge Relay, Simultaneously ON (Precharge se, Manual HLLD Signal Output, Manually Active Air Flap - Close, Manually Active Air Flap - Open, Map Lamp Output, Mirror Folding Operation (Option), Mirror Unfolding Operation (Option), Mood Lamp 1 Output, Mood Lamp 2 Output, Mood Lamp 3 Output, Mood Lamp Output, Multimedia Load Power Relay, Navi Wakeup Signal Output, OBC Wake up Output, Outlet Valve-Left Front, Outlet Valve-Left Rear, Outlet Valve-Right Front, Outlet Valve-Right Rear, Over Speed Warning Indicator, Parasitic Current Auto-Block IPS, Parking Brake Indicator, PAS Buzzer Output (RPAS Buzzer Output), PAS Indicator

(RPAS Off Indicator), Passenger Air Mix Door-0%, Passenger Air Mix Door-100%, Passenger Air Mix Door-50%, Passenger Mode Door - Defog, Passenger Mode Door - Floor, Passenger Mode Door - Vent, Power Supply to the ACC Relay of Main MCU, Power Supply to the IGN1 Relay of Main MCU, Power Supply to the IGN1-IGN2 Relay of Main MCU, Power Supply to the IGN1-STARTER Relay of Main MCU, Power Window Relay (with Safety P-WDW Enable), Power Window Relay, Precharge Relay ON, Precharge Relay ON, Main Relay (-), (+) ON (Normal sequence), Puddle Lamp Output, Quick Charge Relay (+),(-), Main Relay (-), (+) ON (Normal Char, Quick Charger Relay(-) ON, Quick Charger Relay(-)(+) ON simultaneous, Quick Charger Relay(+) ON, Rad Fan Forced Operation, Rear Air Flow Door - 0%, Rear Air Flow Door - 100%, Rear Air Flow Door - 50%, Rear Assist Power Window Down Relay, Rear Assist Power Window Up Relay, Rear Blower Fan Motor-1Step, Rear Blower Fan Motor-2Step, Rear Blower Fan Motor-3Step, Rear Blower Fan Motor-4Step, Rear Blower Fan Motor-5Step, Rear Blower Fan Motor-6Step, Rear Blower Fan Motor-7Step, Rear Blower Fan Motor-8Step, Rear Blower Fan Motor-Off, Rear Bumper Antenna Output (Power and GND), Rear Charge Door Lamp Output, Rear Curtain Down Output, Rear Curtain Up Output, Rear Defogger Relay, Rear Driver B-PILLAR Door - 0%, Rear Driver B-PILLAR Door - 100%, Rear Driver Power Window Down Relay, Rear Driver Power Window Up Relay, Rear Fog Lamp (Option), Rear Fog Lamp Indicator, Rear Fog Lamp Left Output, Rear Fog Lamp Relay (Option), Rear Fog Lamp Right Output, Rear Left Power Window Down (Option), Rear Left Power Window Up (Option), Rear Left Turn Signal Output, Rear Passenger B-PILLAR Door - 0%, Rear Passenger B-PILLAR Door - 100%, Rear Power Window Enable Output (Option), Rear Power Window LH Up Relay, Rear Right Power Window Down (Option), Rear Right Power Window Up (Option), Rear Right Turn Signal Output, Rear Room Lamp Output, Rear Seat Belt Center Indicator (Option), Rear Seat Belt Left Indicator (Option), Rear Seat Belt Right Indicator (Option), Rear Seat Warmer Left(Option), Rear Seat Warmer Right(Option), Rear View Switch Indicator Output, Rear Washer Motor Output, Rear Wiper Relay (Option), Rear Wiper Relay, Refrigerant 2Way Valve - #1 OFF, Refrigerant 2Way Valve - #1 ON, Refrigerant 2Way Valve - #2 OFF, Refrigerant 2Way Valve - #2 ON, Refrigerant 3Way Valve - #1 OFF, Refrigerant 3Way Valve - #1 ON, Refrigerant 3Way Valve - #2 OFF, Refrigerant 3Way Valve - #2 ON, RKE Tailgate Signal Output(to PTGM), RL Door Lock Relay, RL Door Unlock Relay, Room Lamp Output, RPAS Switch Indicator(Option), RVM Swich Indicator Output, Safety ECU Enable Output (High), Safety Power Window Enable, Security LED Output, ShortTermLoad Cut Relay-IPS Output, SSB illumination Output (Power and GND), Start Inhibit Relay (Option), Start Inhibit Relay, Static Bending LH Output (Option), Static Bending RH Output (Option), Steering Warmer Output, Steering Warmer Switch Indicator Output, Stop Lamp Left, Stop Lamp Left-Right-HMSL Output (Option), Stop Lamp Right, Stop Lamp, Sunroof Enable Output, Sunroof Power Relay control(Option), Tail Interior Lamp, Tail Lamp Indicator, Tail Lamp Output, Tail Lamp Relay, Tailgate-Trunk Release Relay, Turn LH Output, Turn RH Output, Turn Signal Lamp Front Left Output, Turn Signal Lamp Front Right Output, Turn Signal Lamp Rear Left Output, Turn Signal Lamp Rear Right Output, Turn Signal Sound Relay Output, VESS Sound Play (5 Sec), VESS Sound Play (Until Stop Command), Wiper High-Speed Relay [Wiper High RLY With Wiper Power RLY], Wiper Low-Speed Relay [Wiper Low RLY With Wiper Power RLY], Wiper Power Relay, Wiper Relay (for INT)[Wiper RLY With Wiper Power RLY]

New Mazda Coverage

11 new Adjustment type special tests:

Calibrating Lateral G Sensor for DSC, Calibrating Longitudinal G Sensor for DSC, Calibrating Pressure Sensor for DSC, Calibrating Yaw Rate for DSC, Change Engine Oil Maintenance Monitor Setting, Engine Oil Life Reset, Engine Oil Press Sol. Valve - Oil deteriorate diagnostic reset, Reading the Characteristic Value of Coupling, Reset KAM, The Zero Position Learning for Yaw Rate Sensor, Tire Pressure Sensor Registration

28 new Actuation type special tests:

Active Grill Air Shutter Position, Air Conditioning Compressor Cycling Switch, Alarm, All LCD Segments, All Warning Lamp and Indicator Lamp, Desired RPM, Desired SEGRP Valve Position, Engine Oil Press Sol. Valve - Event Data Recorder Set, EVAP Canister Purge Valve, EVAP Canister Vent Valve, FAN1 Control Signal, FAN2 Control Signal, FAN3 Control Signal, Fuel Injector 1, Fuel Injector 2, Fuel Injector 3, Fuel Injector 4, Fuel Pump, Intake Manifold Tuning Valve, KOEO Self Test, KOER Self Test, On Demand Test, Speedometer, Tachometer, Target Exhaust VVT Control - Retard Amount from Advance Pos., Variable Fan Duty Cycle, Vehicle Drive Device Function Test Mode, Wastage Valve Position

New Subaru Coverage**19 new Actuation type special tests:**

AF/O2 Sensor Operation, Color Check, Digital Audio Broadcast Antenna Check, Digital TV check, Driver Seat Heater, Driver Seat Mirror Operation Test, Driver Seat Ventilation, EGR Valve Control (Duty), Exhaust Control Valve Control, LP - EGR Valve Control, Night Brightness Check, Noon Brightness Check, Outside Mirror Operation Test, Passenger Seat Heater, Passenger Seat Mirror Operation Test, Passenger Seat Ventilation, Power Meter (100%), Power Meter (-100%), Speaker Output Check

New Toyota/Lexus Coverage

- Added coverage for 2 new system applications

19 new Actuation type special tests:

Activate the Charger Cooling Fan, Activate The VSV For A-C Idle Up Control, AF/O2 Sensor Operation, Air Cleaner Warning, Brake Lining Wear Warning, Electric Brake (Trailer Light Type), Fuel Pump Duty, Height Control Prohibition Switch, Initial Axis Adjust Value Display, INTUITIVE P/A LCD OFF Indicator, Radar Cruise Proximity Warning Buzzer, Radar Cruise Stop Keeping Announce Buzzer, Reductant Consumption Warning, Reductant Quality Warning, Shut Off Valve, Stabilizer System Check, Stop Start Permit Cond (Battery), VALVEMATIC(ENG OFF), VALVEMATIC(ENG ON)

New Coverage Details – USA European**New Audi Coverage**

- Added coverage for 177 new system applications

2694 new Adjustment type special tests:

03 - Adaptation -J104- with Trailer Stabilization, 12 Volt Energy Management Reset Basic Setting, A/C Comfort Parameter For Start/Stop Function, A/C Compressor Adaptation, AAU CL Address, ABS Pumping Characteristic, Accepting Component List, Access EEPROM Value, Accumulator bleeding, Accumulator Charging And Deactivate Self-Levelling, Accumulator charging, Acknowledge Comfort Closing With Flashing Light, Activ. / Deactivation Charging HV Battery, Activ./deactiv. Traffic Message Channel (TMC), Activate Air Suspension, Activate Display, Activate Gateway Control Unit Transport Mode, Activate Service Position, Activate shipping mode, Activate Showroom Mode, Activate test mode, Activate/Deactiv. Pass.Compartm.Suppl.Heater,

Activate/Deactivate Cruise Control, Activate/Deactivate Emergency Braking Flashing, Activate/Deactivate Emergency Warning Flashing, Activate/Deactivate Freeway Blinking, Activate/Deactivate Front Wiper Service Position, Activate/Deactivate Parking Lights, Activate/Deactivate Production Mode, Activate/Deactivate Roller Dynamometer Mode, Activate/Deactivate Shipment Mode, Activate/Deactivate Start/Stop Function, Activate/Deactivate Water Droplet Removal, Activating CAirHt Logic, Activation Deactivation Of Popups For Active Tracking Services, Activation Of Bypassvalve Starting In Control Pause Threshold F, Activation Time Of Basic Adjustment Air Conditioner Compressor, Activation Time To Close Rear Lid With Remote Control, Activation Time To Open Rear Lid With Remote Control, Activation Tone Adjustment, Active Noise Cancellation EOL Test, Actuation Time To Open Rear Lid With Remote Control, Actuator Test Increment, Actuator Test Passes, Actuator Test Start Frequency, Actuator Test Stop Frequency, Adapt Automatic Rear Lid Locking At 5 km/h, Adapt Cardan Sync, Adapt Chain Lengthening after Eng Components Replacement, Adapt Chain Lengthening after Timing Chain Replacement, Adapt Chain Lengthening Diagnosis after ECM Replacement, Adapt Chain Lengthening with No Parts Replaced, Adapt Charge Air Pressure Actuator-After Component Replacement, Adapt Convenience Blinking Cycles, Adapt DPF Adaptation Values, Adapt Fuel Consumption Indicator, Adapt Fuel Gauge, Adapt Opening An Individual Door, Adapt Parking Light at Terminal 15, Adapt Signal Horn At Terminal 15, Adaptation - A/C System Start-Up Behavior, Adaptation - Activation Seat Ventilation, Adaptation - Activation Temperature Window Heater, Adaptation - After Heating Time Of Auxiliary Heater, Adaptation - After Run Time For Auxiliary Heater With A/C, Adaptation - Auxiliary Heating Retrofit Without CAN, Adaptation - Basic Setting Running Time For Compressor Break-In, Adaptation - Blower Reduction During Slow Driving, Adaptation - Compressor Activation In Efficiency Mode, Adaptation - Compressor Ratio For Torque Calculation, Adaptation - Duration Of Compressor Run-In, Adaptation - Electro Magnetic Tolerance Mode Of Actuator Motors, Adaptation - End Stops Of Position Sensors In Vents, Adaptation - End Values Of Position Sensors In Vents, Adaptation - Front Windshield Heater, Adaptation - Humidity Management, Adaptation - Interior Air Conditioning Status, Adaptation - Maximum Running Time For Pump After Run, Adaptation - MMI Display Time At Temperature Adjustment, Adaptation - MMI Display Time, Adaptation - MMI Display Unit For Rear Control, Adaptation - Reducing Window Condensation At High Air Humidity, Adaptation - Reset Adaptation Value Of Vent Position Sensors, Adaptation - Seat Heating Activation, Adaptation - Seat Ventilation Activation Level, Adaptation - Stop Enable For Start/Stop Function, Adaptation - Tolerance Range For Flap End Stops, Adaptation - Windshield Defogger Takeover, Adaptation (10) / Long Adaptation (0A), Adaptation Acknowledgement Comfort Locking, Adaptation Acoustic Feedback When Locking, Adaptation Acoustic Feedback When Unlocking, Adaptation -Activation Temperature Seat Heating, Adaptation -Activation Temperature Seat Ventilation, Adaptation ATAS Alarm Delay, Adaptation Automatic Locking, Adaptation Automatic Unlocking, Adaptation Coming Home Function, Adaptation Country Setting Of Intelligent Alarm Horn, Adaptation Engine Temperature Management Actuator, Adaptation Feedback For Locking By A Key, Adaptation Feedback For Locking Via RRC, Adaptation Feedback For Unlocking Via A Key, Adaptation Feedback For Unlocking Via RRC, Adaptation Flashing Cycles For Convenience Turn Signal Feature, Adaptation Headlamp Washer System, Adaptation Inclination Sensor Sensitivity, Adaptation Interior Monitoring Sensitivity, Adaptation Leaving Home Function, Adaptation Locking Via Access And Start Authorization, Adaptation Of Air Flow In Footwell, Adaptation Of Blower Voltage During Compressor Break In, Adaptation Of Cam Shaft Position Sensor, Adaptation Of Coolant Pump, Adaptation Of Fresh Air Blower Voltage, Adaptation Of Idle Speed, Adaptation Of Radiator Shutter, Adaptation Of Service-Interval Display, Adaptation Of Temperature Characteristic In Summer Mode, Adaptation Of Temperature Characteristic In Winter Mode, Adaptation Of Transmission Neutral Position Sensor, Adaptation Radiator Shutter Motor, Adaptation -Seat Heating Activation Level, Adaptation Steering Wheel Heater, Adaptation Unlocking Via Access And Start Authorization, Adapting Battery

Monitoring (Sounder), Adapting End Stops, Adapting Of Control Motors, Adapting Single Door Unlock, Adapting/Setting Turbocharger, Adaption After Adjustment, Adaption Function Reset, Adaption of application point, Adaption Of Brake Pedal Sensor, Adaption Of Camshaft Angle Based On Knock Sensor, Adaption Of Clutch Slip Points, Adaption Of Crankshaft Sensor Tolerance, Adaption Of Differential Pressure Sensor For DPF, Adaption of Differential Pressure Sensor Low Pressure EGR, Adaption Of Engine Torque Loss In Idle Speed, Adaption Of Exhaust Gas Flap 2, Adaption Of Exhaust Gas Flap, Adaption Of Low Pressure EGR Exhaust Flap Actuator, Adaption of low pressure EGR valve, Adaption Of Oxygen Sensor Bank 1 Sensor 1 Binary Type, Adaption Of Radiator Shutter Control, Adaption Of Reductant Tank Level Sensing To Raw Value, Adaption Of Speed Limitation, Adaption Of Turbo Charger 1, Adaption Of Turbo Charger Bypass Valve, Adaption Of Turbocharger Turbine Inlet Actuator, Adaption Of Water Mixing Actuator Charge Air Cooling, Adaption Of Work Engine Speed Maximum, Adaption Sequence Of Hybrid Components, Adaptiondyn.oil Press. Warn.:speed Threshold, Adaptive Brake Light, Adaptive Damping System Basic Setting, Adaptive Starting Assistant, Adblue Circuit System Drainage, Adblue Circuit: Pressure Reduction, Adblue Dosing Valve: Test, AdBlue Injected Quantity Test, Adblue Metered Quantity Measurement, Adblue Tank Level Reset, Added Offset To Can Bus Signal Deck Lid Position, Additional Features, Additional Functions, Additional Heater Glow Plug: Reset Adaptation Values, Additional Heating Lower Threshold Coolant Fluid Temp, Additional Heating Lower Threshold Outdoor Temp, Additional Heating Temp Threshold Big To Med, Additional Heating Temp Threshold Big To Power, Additional Heating Temp Threshold Low To Control Pause, Additional Heating Temp Threshold Low To Med, Additional Heating Temp Threshold Med To Big, Additional Heating Temp Threshold Med To Low, Additional Heating Temp Threshold Power To Big, Additional Heating Temp Threshold Start To Control Pause Or Add, Additional Heating Temp Threshold Start To Control Pause, Additional Heating Threshold For Start Delay Time, Additional Heating Upper Threshold Outdoor Temp, Additional MMI Options, Additional Heating Upper Threshold Coolant Fluid Temp, Adjust/Re-adjust Charge Air Pressure Actuator, Adjustable Rear Spoiler Control Unit Data Set 1, Adjustable Rear Spoiler Control Unit Data Set 2, Adjustment Fuel Feed Pump On Low Fuel Level, Adjustment Injector 1, Adjustment Injector 2, Adjustment Injector 3, Adjustment Injector 4, Adjustment Injector 5, Adjustment Injector 6, Adjustment Of Brake Pressure Sensor, Adjustment Of Center Body Vent Blower With Voice Control, Adjustment Of Idle Speed, Adjustment Of Lateral Acceleration Sensor, Adjustment Of Longitudinal Acceleration Sensor, Adjustment Of Rotation Rate Lateral/Longit. Acc. Sensor, Adjustment Of Steering Angle Sensor, Adjustment Of Torque For Starting Up The Engine, Adjustment Of Vehicle Level Sensors, Adjustment Range Front (High Value), Adjustment Range Front (Low Value), Adjustment Range Rear (High Value), Adjustment Range Rear (Low Value), Adjustment, Adjustment: Locking Whilst Driving, Adjustment: Remote Control Conven. Actuation, Adjustment: Unlocking After Key Removal, Adjustment: Unlocking Options, After Run Of Auxiliary Heater Or Auxiliary Ventilation, After Run Time Of PTC Auxiliary Heater With AC Off, Afterrun Time, Air Cleaner Adaptation Values, Air Conditioner Compressor Inlet Time, Air Conditioner Compressor Run In, Automatic Start, Air Conditioner Control Motors: Adapting, Air Conditioner Heater Output Test, Air Conditioning Adaptation - Production Mode, Air Entrapment Test Hydraulic Unit Engine Decoupler, Air Filter Reset, Air Mass Meter Reset, Air Quality Sensor Adjustment, Air Spring Strut Bleeding, Front Axle, Air Spring Strut Bleeding, Rear Axle, Air Spring Strut Bleeding, Rear Left, Air Spring Strut Bleeding, Rear Right, Air Spring Strut Charging, Front Axle, Air Spring Strut Charging, Rear Axle, Air Spring Strut Charging, Rear Left, Air Spring Strut Charging, Rear Right, Air System Test, Air Volume/distribut. Display Time Adjustment, Airbag Control Unit: Reset Counter (roll-Over Protection Trigge, Airbag Control Unit: Roll-Over Protection Test, Alarm Delay, Alarm Horn Adjustment, Allocate Control Motors, Ambient Light Threshold Coming/Leaving-Home, Ambient Peak Total Threshold, Analog 1, Analysis 126, Analysis 13, Analysis 14, Analysis 19, Analysis 20, Analysis 7, Angular Gear Ratio, Antenna Diagnosis, Anti-Play Protection Decrease Time, Anti-Play Protection Threshold, Anti-Theft Alarm Delay, Anti-theft

Alarm Vehicle Inclination Sensor, Anti-theft System Interior Monitoring, Anti-Theft-System Alarm Delay, Application Characteristics, ASAM / ODX File Version, Assembly Identification Number, Assistance Driving Light Activation/Deactivation Delay, Assistance Light Sensor Correction, Audible Feedback When Locking, Audible Feedback When Unlocking, Audible Locking Confirmation, Audible Unlocking Confirmation, Audio Data Storage Adjustment, Audio Output Delay, Audio Parameter Setting, Audio Reduction Adjustment, Audio Signal Delay Adjustment, Audio Volume Lowering, Authentic Time Length Challenge, Authentic Time Max Drift GPS To Back End In Minutes, Authentic Time Start Time Synchronisation, Auto Hold Plus Speed Threshold For Reactivation, Auto Hold Plus Speed Threshold For Shunting Situation, Auto Hold Plus Time Span For Shunting Situation, Auto Hold Switch-On Condition "Driver Belt Closed", Auto Trans Kick-Down (TCM), Auto Trans Kick-Down(ECM), Auto-Lock, Automated Test Exhaust Gas Flap, Automated Test Low Pressure EGR Valve, Automated Test Of EGR Low Pressure Filter, Automatic Addressing Of Control Motors Of Air Condition, Automatic Addressing, Automatic Air Recirculation Mode Of A/C At Wipe/Wash Function, Automatic Rear Window Wiping with Reverse Gear, Automatic Recirculation Mode Of A/C When Driving In Reverse, Automatic Transmission Fluid Level Check, Automatic Transmission Fluid Pump Calibration, Automatic Transmission Fluid Pump Function Test, Automatic Zero Potential Check, Auto-Return Value, Auto-Unlock, Aux. Heating Continued Heating Time Setting, Auxiliary Air Heating Test, Auxiliary Heating Configuration Without CAN, Auxiliary Heating Run On Time, Auxiliary Heating, Auxiliary Heating/Residual Heat With Air Flow Button Activation, Auxiliary Heating/Venting Aid, Auxiliary Heating/Venting Shut-OFF, Average consumption display correction, Avg Number Of Peaks X16 Threshold, Background Scan Time Interval, Backup Battery Reset State Of Health, Backup DNS Server, Backup Power Threshold, Backup-Camera Shut-Off Speed, Base Volume (Confirmation Sound), Base Volume (Media Output), Base Volume (Microphone), Base Volume (Telephone), Base Volume (Voice Recognition), Basic Adjustment Clutch Conventional, Basic Adjustment Clutch, Basic Adjustment Electrical Fluid Pump Transmission, Basic Adjustment Transmission, Basic Distance Value for Inspection, Basic Distance Value for Oil Change, Basic Setting - Calibrate All Wheel Drive Clutch Pump, Basic Setting - Head Light Adjustment, Basic Setting - Resetting All Adaptations Values, Basic Setting / Bleeding Brake System, Basic Setting A/C Actuator Motor In, Basic Setting A/C Actuator Motor, Basic Setting A/C Compressor Break In, Basic Setting A/C Compressor Break, Basic Setting A/C Flap Door End Stops, Basic Setting A/C Flap Motor, Basic Setting Brake Bleeding, Basic Setting Brake Pedal Position Sensor, Basic Setting Brake Pressure Sensor, Basic Setting Charge Air Flow Flap, Basic Setting Electrically Adjustable Steering Column, Basic Setting Exhaust-Gas Recirculation, Basic Setting For Luggage Compartment Cover, Basic Setting Headlamps, Basic Setting Headlight, Basic Setting Hydraulic Connections, Basic Setting Integrated Parking Brake, Basic Setting Kickdown, Basic Setting Of Cut-Out Valves, Basic Setting Of Intake Valves, Basic Setting Quit, Basic Setting Rear Lid Opening Angle, Basic Setting Rear Lid, Basic Setting Seat Occupied Recognition, Basic Setting Steering Angle Sender, Basic Setting Steering Angle Sensor, Basic Setting Tire Pressure Monitoring (TPMS), Basic Setting Tire Pressure Monitoring Display (TPMS), Basic Setting Tire Pressure Monitoring System, Basic Setting Vehicle Inclination Neutral Position, Basic Setting, Basic Setting/Bleed Brake System, Basic Setting: Clutch Engagement Point, Basic Settings (04), Basic Time Value for Inspection, Basic Time Value for Oil Change, Battery Adaptation, Battery BOX Serial Number, Battery Information/Replacement, Battery Monitoring Via Alarm Sounder, Battery Replacement, Battery Separating Deactivation, Battery Separating Relay Deactivation, Battery Serial Number, BCmE, Beginning Summer Time Month, Bleed Brakes, Bleed Cooling System, Bleed Fuel System, Bleed Pressure Lines, Bleed System/AdBlue Circuit Leak Test, Bleed, Bleeding 2 Hydraulic Unit Engine Decoupler, Bleeding Hydraulic Unit Engine Decoupler, Blower Max Voltage Limit During Auxiliary Heating/Ventilation, Blower Voltage During AC Compressor Run In, Blower Voltage Limitation For STH STL Or Residual Heat, Blower Voltage With Voice Control, Bluetooth Audio Codec, Bluetooth Connection

Cleanup, Bluetooth Connection Profile Adjustment, Bluetooth interface activation/deactivation, Bluetooth Number Of User Profiles, Bluetooth Paired Devices Delete, Bluetooth Pass Key, Bluetooth Set PIN Code, Bluetooth Visibility, Body Height Wheelhouse Edge Front Left, Body Height Wheelhouse Edge Front Right, Body Height Wheelhouse Edge Rear Left, Body Height Wheelhouse Edge Rear Right, Boost Press. Actuator Basic Setting (bank 1), Boost Pressure Actuator Basic Adjustment, Boost Pressure Actuator: Adapting, Boost Pressure Control Adaptation, Brake Assist, Brake Booster, Brake Disc Drying Adjustment, Brake Disc Wiper (BDW), Brake Light Dimming, Brake Pad Replacement Step 1, Brake Pad Replacement Step 2, Brake Pressure Sensor Zero Pos. Compensation, Brake Servo Action Adjustment, Brake Stabilization Adjustment, Brake System Bleeding, Brake Temperature Monitoring Information, Braking to Standstill, Brightness Class Headlight Adaption, Bus Optical Transmission Power Reduction, Button For Central Locking In Rear Lid, Debounce Time, Button For Central Locking In Rear Lid, Start Delay, Button To Close Rear Lid In Luggage Compartment, Debounce Time, Button To Close Rear Lid In Luggage Compartment, Start Delay, C0 Adaption, Calculate Checksum (Verify VW Memory), Calculation Consumption Efficiency History, Calibrate Actuator Angle, Calibrate Parking Brake, Calibrate Phasing Angle Actuator, Left, Calibrate Phasing Angle Actuator, Right, Calibrate Steering Angle Sensor, Calibration Control Units For Heater Element, Calibration Data PreCrash 2, Calibration Data PreCrash, Calibration Drive Motor For Electric Drive, Calibration End Stops Of Air Condition Flaps, Calibration Height Values, Calibration of clutch valves, Calibration of cooling oil valve, Calibration Of Driving Position Sensor, Calibration Of Gear Selector Movement Sensors, Calibration Of Main Pressure Valve, Calibration Of Stop Positions, Calibration Of Synchron Points, Calibration Of Tyre Pressures, Calibration Operating And Display Units For Air Conditioning, Calibration Seat Fan Rear, Calibration Seat Fan, Call Auto Answer Time, Callback Time Dropped Call, Camera System Calibration, Camera/Video Brightness, Camera/Video Contrast, Camera/Video Saturation, Camshaft Adjustment (Exhaust), Camshaft Adjustment (Intake), Camshaft Phasing Filtered Value Exhaust Bank 1, Camshaft Phasing Filtered Value Exhaust Bank 2, Camshaft Phasing Filtered Value Inlet Bank 1, Camshaft Phasing Filtered Value Inlet Bank 2, Camshaft Phasing Initial Offset Value Exhaust Bank 1, Camshaft Phasing Initial Offset Value Exhaust Bank 2, Camshaft Phasing Initial Offset Value Inlet Bank 1, Camshaft Phasing Initial Offset Value Inlet Bank 2, Camshaft Phasing Initial Value Exhaust Bank 1, Camshaft Phasing Initial Value Exhaust Bank 2, Camshaft Phasing Initial Value Intake Bank 1, Camshaft Phasing Initial Value Intake Bank 2, Camshaft Phasing Number Initial Values Exhaust Bank 1, Camshaft Phasing Number Initial Values Exhaust Bank 2, Camshaft Phasing Number Initial Values Inlet Bank 1, Camshaft Phasing Number Initial Values Inlet Bank 2, Camshaft Timing Control (B1) Inlet, Camshaft Timing Control (B1) Outlet, Camshaft Timing Control (B1), Inlet, Camshaft Timing Control (B1), Outlet, Camshaft Timing Control (B2) Inlet, Camshaft Timing Control (B2), Inlet, Camshaft-Position Sensor: Adapting, CAN Signal Transmitting Delay Of Car Roll Away Warning, CAN Signal Transmitting Duration Of Automatic Terminal 15 Shuto, CAN Signal Transmitting Duration Of Comfort Switch Off, CAN Stop Tx Delay Time, CAN Timeout Service Key Message, CAN Timeout Trigger, Cancel Manual ECall Timer, CAN-Databus Comfort (Installation List), CAN-Databus Infotainment (Installation List), CAN-Databus Powertrain (Installation List), CAN-Extended Usage, CAR Menu Speed Threshold Adjustment, Carbon Mass (DPF Replacement), Carbon Mass (ECM/DPF Replacement), CAT Conversion Rate (Bank 1), CAT Conversion Rate (Bank 2), Ceiling Light Module 2 Delay Time For Change Of Dimming Values, Ceiling Light Module Delay Time For Change Of Dimming Values, Central Locking Functions, Central Locking Protection Basic Setting, Central Locking Test Sequence, Chain Elongation Correction After Other Repairs, Chain Elongation Reset After Chain Replacement, Change Of Parameters For Monitoring Performance Of DPF Filter, Change To Correction Mode For VCA Learning After ECU Replace, Changeover To Normal Ride Control Operation, Charge Air Cooler Bypass Cont. Basic Setting, Charge Pressure Control, Charging Flap A Cycle Data, Charging Flap B Cycle Data, Check Bus Sleep Mode,

Checking Throttle Valve Adaptation, Chinese Serial Number, Cleaning Rear View Camera Control Time In Production Mode, Clear Calibration Data Left Actuator, Clear Calibration Data Right Actuator, Clear Counter And Runtime Of Compressor, Clear Counter Of Valve Activation, Clear Counter Of Valve Activations, Clear DEGRadation Events Values, Clear Duration Mode And Control Activities, clear duration mode, Clear Sporadic Light Off Detection Information, Clear Torsion Bar Values, Clear VIN, Clearing The Shutdown And Reset Data, Climate Compressor Torque Calibration, Close Rear Parking Brake (After Pad Change/Repair), Close With Remote Control Operation Stop When Leaving Short Ran, Clutch Protection Function, CMC Registration, CNG Quality Set Value, CO2 Setting, Coding Container Part Number, Coding Container Version, Coding Maintenance Interval Extension, Collision Prevention 1 (Special Methods 1), Collision Prevention 2 (Front-Assist), Combustion Air Blower CO2 Setup, Combustion Air Blower Setting (Low Speed), Combustion Chamber Pressure Sensors: Resetting, Comfort CAN-Databus, Comfort Function (Remote Control), Comfort Functions, Comfort Menu, Comfort Operation (via Remote Control), Comfort Operation: Automatic Roof, Comfort Operation: Closing, Comfort Operation: Opening, Comfort Turn Signals (Cycles), Coming Home Activation Time, Coming-Home Time, Compass Zone, Complete Brake Pad Replacement Mode, Completely Flash, Component Protection (Vehicle Identification Number), Component Update Confirmation, Compressor Control Flap Basic Setting, Compressor Control In Efficiency Mode, Compressor Magnetic Clutch Basic Setting, Compressor Run-In Blower Voltage Adaption, Compressor Run-In Time Adaption, Compressor Run-In, Compressor Run-In/Air Conditioning, Configuration, Confirmation Sound, Connected Gateway AUDIOPAR, Connected Gateway CARFINDER, Connected Gateway ECall Speaker, Connected Gateway ECALL, Connected Gateway EMOBILITY, Connected Gateway GEOFF, Connected Gateway Lineout, Connected Gateway Online, Connected Gateway OPR, Connected Gateway OTV, Connected Gateway RLU, Connected Gateway RSTH, Connected Gateway RTM, Connected Gateway RVS, Connected Gateway SA, Connected Gateway SVL, Connected Gateway VTS, Connected Gateway, Constant Damper Current Front Left, Constant Damper Current Front Right, Constant Damper Current Rear Left, Constant Damper Current Rear Right, Consumption Correction, Conti Debug Switch, Continuous Control Of Bypass Valve After Deactivation Of Heater, Control Module Address Reset, Control Module Temperature, Control Of Warning Light, Control Unit Run-On Time Adjustment, Controller Coding (07), Convertible Roof Actuation Counter Reset, Convertible Roof Denormalisation, Convertible Top Hydraulic Pump Actuation Test, Convertible Top Latch Actuation Test, Coolant Bypass Valve Basic Setting, Coolant Circulation Pump Overshoot Time, Coolant Circulation Pump, Overload Time, Coolant Circulation Pump, RPM, Coolant Temperature Calibration, Coolant Valve Adaption, Cooling Output Test, Cooling System: Bleeding, Cooling System: Filling And Bleeding, Correction Factor Consumption And Operating Range Electric, Correction Factor Consumption And Operating Range Gas, Correction Factor Consumption And Operating Range, Correction Value LED Dimming, Counter For Inconsistent Conditions, Counter Reset For Refrigerant Loss Detection, Counter Sporadic MOST Open Circuit, Country Setting, Country Version Encoding, Country, Crankshaft Trigger Wheel: Adapting, Crash Data Nad Reset, Cruise Control Operating Unit: Activation, Curve Light Offset Left, Curve Light Offset Right, Cycle Time For Voltage Monitoring During Sleep Mode, Cyclic Interior Scan During Clamp 15 On, Cylinder Pressure Sensors Adaptation Reset, Date (Day/Month), Date (Year), Date Day, Date Month, Date Year, Day Counter, Daytime Running Lights Dimming (Fog Lights), Daytime Running Lights Dimming (High Beam), Daytime Running Lights Dimming (Low Beam), Daytime Running Lights, Deactivate Display, Deactivate ESP System/Function Test, Deactivate Factory Mode, Deactivate Gateway Ctrl. Unit Transport Mode, Deactivate Juvenile Protection, Deactivate Service Mode, Deactivate shipping mode, Deactivate test mode, Deactivating Static Top Speed Limitation, Deactivation Heating Setting, Deactivation Of Longitudinal Acceleration Sensor, Deactivation Temperature For Solar Roof, Deactivation Time Vip Sliding Door, Debounce Time Detection, Debounce Time Driver Presence, Debounce Time

Reverse Gear Detection, Defuel Threshold, Delay Ignition Off To Crank Inhibition, Delay Output Sounder State, Delay Time Alarm Activation, Delay Time Crash Unlocking, Delay Time For Undervoltage Detection Active Heater, Delay Time Terminal 15 S Shut Down After Leaving Vehicle, Delay Time Terminal 15 S Shut Down By BEM, Delay Time Threshold For Reset Of Running Information To Engine, Delay Time, Delay Timer Before ECU Goes Off, Delayed Accessory Power After Clamp 15 Off Com, Delayed Accessory Power After Clamp 15 Off Edge, Delayed Accessory Power After Clamp 15 Off, Delete Bluetooth Handsets Learnt, Delete Bluetooth Mobile Phones Learnt, Delete Commonness Counter For Start/ Stop, Delete Error Memory Dev, Delete fault memory, Delete Iccpd Error Memory, Delta Value LED Dimming Curve First Point 40 Percent Dimming, Delta Value LED Dimming Curve Forth Point 100 Percent Dimming, Delta Value LED Dimming Curve Second Point 60 Percent Dimming, Delta Value LED Dimming Curve Third Point 80 Percent Dimming, DeNOx Service Regeneration During Drive, DeSOx Service Regeneration During Drive, Desulphurisation Nox Storage Catalyst Bank 1, Development Function Deactivation, Development Test Mode, Diagnostic: Wait Time After Power On, Diesel Particle Filter (DPF) Service Regeneration, Diesel Particulate Filter Adaption, Diesel particulate filter regeneration run, Diesel Particulate Filter Regeneration: Static, Diesel Particulate Filter: Resetting, Diesel Particulate Filter: Write Configuration, Differ. Pressure Sensor Adjustment (bank 1), Differ. Pressure Sensor Adjustment (bank 2), Differential Pressure Sensor Adaption, Dim Value Light Module 2, Dimming Coefficient Green Functional Illumination For Operating, Dimming Coefficient Red Functional Illumination For Operating U, Direct Test Mode Input, Directional Stability Correction Offset Value, Disable 48V System Locking After Crash, Disable High Voltage System Locking After Crash, Disable Of Particulate Filter Regeneration, Disengagement Clutch Actuator Adaption Current Distance Line, Display Calibration, Display Correction Consumption And Range, Display Correction Fuel Gauge, Display Duration Emergency Off, Display Duration Error Mode 2 SPN, Display Duration Please Engage P, Display Fade Down, Display Illumination Test, Display Test: Brightness, Display Test: Display ON/OFF, Display Test: Test Pattern/Image, Display Time Splash Screen, Distance (in 10km), Distance Impulse Number, Distance Impulse, Distance Since Inspection, Doorknob Contact Sensor Disconnecting Time, Dosage Pump CO2 Volume Adjustment, Download Eem, DPF Regeneration While Driving, DPF Regeneration Whilst Driving, DPF Service Regeneration, Drain Fuel System, Drain Fuel Tank, Draining Fuel Tank, Draq Torque Detection, Drive Select Standard Setting (Key 1), Drive Select Standard Setting (Key 2), Drive Select Standard Setting (Key 3), Drive Select Standard Setting (Key 4), Driver Steering Recommendation (DSR), Driving Follow Up Time, Driving Profile For Distance To Empty Calculation CNG, Driving Profile For Distance To Empty Calculation LPG, Driving Profile For Distance To Empty Calculation, Driving Profile Selection 01, Driving Profile Selection 02, Driving Profile Selection 03, Driving Profile Selection 04, Driving School Function/Time Display, Driving School Pedal Buzzer Adaption, DS Parameters, Duration A CAN Wake Up For Engine ECU Wake Up, Duration Dashboard Message, Duration For Basic Setting Of Compressor Running In, Duration Maneuver Situation, Duration Of Quitting Signal For Programming Interstop, Duration Of Warning Signal For Activation At Low Voltage, Duration Of Warning Signal For Automatic Mode, Duration Of Warning Signal For Blocking Detection, Duration To ZAT Continuous Actuation Detection, Duration To ZAT Multi Actuation Detection, Duration ZAT Debounce, DVD Regional Code, DWA Driver Door Opening Alarm Delay Adjustm., DWA Interior Monitor Sensitivity Adjustment, DWA Interior Monitoring Data Set Development, DWA Primed Feedback Adjustment, DWA Tilt Sensor Sensitivity Adjustment, Dynamic Control Strategy, Dynamic Power Buffer, Dynamic Start of Injection Adjustment, Dynamic Steering Recommendation, Dynamometer Mode, Early Summer Time Sunday, EASS, EC Interior Mirror Turn Down, Ecall Auto Dial Attempts, Ecall Automatic Crash Notification Phone Number 1, Ecall Automatic Crash Notification Phone Number 2, ECall Call Back Delay, Ecall Delay Time, Ecall Dial Duration, Ecall Manual Dial Attempts, Ecall Test Number, ECU 2 Adjustment After Replacement, ECU Adjustment After Replacement 2, ECU

Adjustment After Replacement Initialization Of Oxidation Ca, ECU Adjustment After Replacement Initialization Of SCR Catalyst, ECU Adjustment After Replacement, ECU Adjustment Ash Mass, ECU Adjustment Thermal Aging Of Catalytic Converter, ECU D, ECU Serial Number, ECU W, EEM Additional Components, EEm Power Management, EEPROM Address, EEPROM Output, EEPROM Writing Of Basic Adjustment Data, Egr Control Unit Low Pressure: Adapting, EGR Low Pressure Valve Reset, Egr Low-Pressure Diff. Press. Sensor: Adapting, Egr Valve Basic Setting (bank 1), Egr Valve Basic Setting (bank 2), EGR Valve Reset, EJECT Button Disable Adjustment, Ejection Lock, El. Power St. St. Wheel Angle Sens. Adapt., Electric Drive Assembly Serial Number, Electric Drive Engine Code Letter, Electric Drive Motor Serial Number, Electric Fuel Pump Control Basic Setting, Electric Power Steering: Configuring, Electric Power Steering: Encoding, Electrical Pump 3 For Transmission Function Test, Electrical System Reset Configuration, Electrically Adjustable Steering Column Easy Entry, Electrically Adjustable Steering Column Soft Stop, Electro Magnetic Tolerance Mode Of Actuator Motors, Electro Mechanical Parking Brake Deceleration Level, Electromechanical Parking Brake Operational Test, Electronic Brake Booster Bleeding, Electronic Fuel Pump Threshold Amount Of Fuel In Chamber, Electronic Fuel Pump Threshold For Activation Time Active Heate, Electronic Fuel Pump Threshold For Activation Time Before Heati, Electronic Fuel Pump Threshold For Maximum Remaining Time Witho, Electronic Stability Program: Activate Brake Dynamometer Mode, Electronic Steering Column Lock (ESCL) Vehicle Data learning, Electronic Throttle (Kick-Down Adaptation), Electronic Throttle (Throttle Body Adaptation), EM Heating Power Quota Adjustment, EM Nominal Voltage Limitation Low Beams, EM Requirement Cyclic Time Voltage Measurement, Emergency Battery, Emergency Braking Intensity, Emergency Call 1 Roaming, Emergency Call 1, Emergency Call 2, Emergency Call Autorepeat, Emergency Call SMS 1, Emergency Call System: Resetting After Replacement Of The Compo, Emergency Call Test Number EU ECall, Emergency Call Test Number, Emergency charging, Emergency Number, EMF Opening Mode Adjustment, Emission Reduction (EVAP Valve Test), Emission Reduction (Exhaust Gas Recirculation), Emission Reduction (Leak Diagnostic System), Emission Reduction (Secondary Air Injection: Bank 1/3), Emission Reduction (Secondary Air Injection: Bank 2/4), Enable / Disable. Oil Pressure For Engine Run, Enable Control Unit, Enabling Code For Vehicle Tracking System, Encoding Of Retrofitted Components, End Of Summer Time Month, End Of Summer Time Sunday, End Stop Closed Check, End Stop Opened Check, Energy Management Shut-Off Priority Counter, Energy Management Static Current Stage, Engine Control Unit: Activate/deactivate Increased Engine Oil P, Engine Control Unit: Reset Start/stop Data, Engine Coolant Temperature Adjustment For Preheater, Engine Cooling (Map Cooling), Engine decoupler close, Engine decoupler open, Engine Management Adaptation Values Reset, Engine Run Oil Pressure, Engine Temperature Management Basic Setting, Engine Type Adaption, England ROW DWA Alarm Signal Adjustment, Enhancement function encoding, Environment Scan Cyclic Step1, Environment Scan Cyclic Step2, Environment Scan Duration Step1, Environment Scan Duration Step2, Environment Scan Level Bem, Environment Scan Responselevel Reduction, Environment Scan Start Delay Time, EOL Quickstart Actuator Test 1, EOL Start-Up SCR Metering Quantity Test, EPS Performance Requirement New, ERA GLONASS System Identification, Erase Counter For Start And Stop Processes, Erase Error Table, Erase Start/Stop Static Memory, Erase Start/Stop Statistic Memory, Error Mask 1, Error Mask 2, Error Mask 3, Error Mask, ESI Maximum Mileage To Next Service, ESI Maximum Time To Next Service, ESI Mileage Since Last Service Event, ESI Minimum Mileage To Next Service, ESI Minimum Time To Next Service, ESI Oil Thermal Wear, ESI Soot Contamination, ESI Time Since Last Service Event, ESP steering wheel angle sensor adaptation, ESP-Data (Brakes), ESP-Data (Powertrain), EU ECall Test Mode Trigger Counter, EU ECall Test Mode Trigger Timer, Evac And Fill Byte, Evaporative Emission Control Functional Test, Evaporative Emission Control Regenerat. Valve, Excessive Temperature Counter Write Reset, Exh. Gas Turbocharger Control Motor Adap., Exhaust flap adaption, Exhaust Flap: Resetting, Exhaust Gas Recirculation (EGR) Low Pressure

Valve Adaptation, Exhaust Gas Recirculation (EGR) Low Pressure Valve, Exhaust Gas Recirculation (EGR) Valve Adaptation, Exhaust Gas Recirculation (EGR) Valve Alignment, Exhaust Gas Recirculation (EGR), Exhaust Gas Recirculation Adjustment Adapt., Exhaust Gas Recirculation Adjustment, Exhaust Gas Recirculation Control Unit: Cleaning Test, Exhaust Gas Recirculation Flap Adaptation, Exhaust Gas Recirculation Valve Adaptation, Exhaust Gas Recirculation Valve Basic Setting, Exhaust Gas Temperature Sensor Test, Exhaust Gas Turbocharger Reset, Exhaust Pressure Control Motor Adaptation, Extended Electronic Differential Lock (XDS), Exterieur Mirror Camera Position Calibration, External AUX Input Volume Adjustment, External Noise Volume Adjustment, External SIM Card Reader Name, Factory Mode, Factory Reset, Fan Functional Test, Fast Adaption, Fastadaption Twin Clutch, Fatigue Detection / Rest Assist, Fatigue Detection/Break Recommendation, Field Test Mode Time, FIX Maximum Distance To Next Mileage Based Service Event, FIX Maximum Time To Next Time Based Service Event, FIX Mileage Since Last Mileage Based Service Event, FIX Resetvalue Distance To Next Mileage Based Service Events, FIX Resetvalue Time To Next Mileage Based Service Events, FIX Time Since Last Time Based Service Event, Fixed Service Interval Adjustment, FLA Bi Xenon HL Output Sensitive, FLA Delay Front Light FRTB, FLA Delay Front Light Non-FRTB, FLA Delay Taillight Overtake, FLA Delay Taillight, FLA Fading Off Threshold, FLA Halogen HL Output Sensitive, FLA Taillight Output Sensitive, FLA TL FRTB Delay, FLA TL FRTB Possible Delay, FLA Two State Off Threshold, Flap Motors Address Lookup/Initiation, Flex ECU Serial Number, Flex Test Trace, Flexible Service Interval Adjustment, Flexible SID Adaption (Diesel), Flexible SID Adaption (gasoline), Fog Light Cold Diagnosis, Footwell Illumination Adaption, Footwell Lighting Dimming (With Open Door), Footwell Lighting Dimming (with Terminal 58d), Footwell Lighting Dimming, Force Auto Adjust, Forced Change-Up Adjustment, Fr. Left Seat Heating Memory Function Setting, Fr.right Seat Heating Memory Function Setting, Fragrancing System Replacing Cartridge In Aroma Receptacle 2, Fragrancing System Replacing Cartridge In Aroma Uptake 1, Friction Coefficient Grade EOL, Front And Rear Control Motor Basic Settings, Front Axle SPECIFIED Pressure Comfort, Front Axle SPECIFIED Pressure Fully Loaded, Front Axle SPECIFIED Pressure Partially Loaded, Front Axle SPECIFIED Pressure Standard, Front Buzzer Frequency, Front Buzzer Volume, Front Driver Airbag Deactivation, Front Driver Belt Tensioner Deactivation, Front Driver Head Airbag Deactivation, Front Driver Side Airbag Deactivation, Front Left Seat Heating Memory Function Setting, Front Passenger Airbag Deactivation, Front Passenger Airbag Shut-Off Switch Deactivation, Front Passenger Belt Tensioner Deactivation, Front Passenger Head Airbag Deactivation, Front Passenger Side Airbag Deactivation, Fuel High-Pressure System Reset, Fuel Injection (Fuel Pump Adaptation), Fuel Injection (Fuel Supply System), Fuel Injector Adaptation Value, Fuel Level Threshold For Deactivation Electroic Fuel Pump, Fuel Line Filling Setting, Fuel Low-Pressure Sensor: Resetting, Fuel Metering Unit Adjustment, Fuel Pressure Control Valve Adjustment, Fuel Pressure Regulator Valve Adaptation, Fuel Pressure Regulator Valve Reset, Fuel Pump Adaptation, Fuel Pump Adaption, Fuel Pump Alignment, Fuel Quantity Control Valve Adjustment, Fuel Supply Pump Activation, Fuel Supply System (Fuel Pressure Reduction), Fuel Supply System (Intake Runner Flap Adaptation: Bank 1), Fuel Supply System (Intake Runner Flap Adaptation: Bank 2), Fuel Supply System Diagnosis, Fuel Tank Capacity, Full Application Force For Auto Hold Up And Downhill Swell, Function Illumination Brightness, Garage Door Opener Control Module, Garage Door Opener Country Setting, Garage Door Opener Distance From Target, Gasoline Particulate Filter Regeneration: Static, Gasoline Particulate Filter: Resetting, Gateway OBDC, Gateway: Check No-Load Current, Gateway: Configure Pause Recommendation, Gear Positioner Neutral Position, Gear Positioner Removal Position, Gear Selector Adaptation, Gearbox Neutral Position Switch Adaption, Generate Readiness Code, Generate Readiness, Generator Load Calibration, Generator Set Point Voltage Variable, Geofencing Position Timeout, Glass Variant, Glove Compartment Activation Time, Glowplug replacement, Gnss Data Rate, Gnss Min Elevation, Go To High Level And Deactivate Self-Levelling Permanent, Go To High Level And

Deactivate Self-Levelling, Go To High Level, Go To Normal Level And Deactivate Self Levelling, Go To Normal Level And Deactivate Self-Levelling Permanent, Go To Normal Level With Narrow Control Tolerance, Go To Normal Level, Go To Preliminary Stage For Calibration In Production, Go To Preliminary Stage For Calibration In Service, Go to production reference level, GSM Antenna Switch Speed Delay, GSM Antenna Switch Speed Limit, GSM Antenna Switch Time Limit, GW Routing 0, GW Routing 1, GW Routing 2, GW Routing 3, GW Routing 4, GW Routing 5, GW Routing 6, GW Routing 7, GW Routing 8, GW Routing 9, Halogen Headlights, Hands Free Function, HBOT Parameters, Head Light Washer System Adaptation In Production Mode, Headlamp setting, Headlight Adjustment Position, Headlight Adjustment, Headlight Basic Setting, Headlight Position Learning, Headlight Washer Activation Delay, Headlight Washer Activation Time, Heater Or Metering Pump Deactivation, Heater Start (Customer Service), Heater Unblock Setting, Heater Unlock, Heater Unlocking Setting, Heater/Air Conditioning, Heating For Production Setting, Heating for Service Setting, Height Calibration Front Left, Height Calibration Front Right, Height Calibration Rear Left, Height Calibration Rear Right, Hella Debug Switch, High Voltage Heater 2 Routine, Highbeam with Assistance Driving Light, Highway/Comfort Blinking, Hill Hold Assist (HHA), History Data Reset, Horn Active Time Tracking Alarm, Horn Max Permanent Active Time, HV Battery Charge, HV Battery Control Unit Initialization, HV Coordinator, HV Power Management, Hybrid To Start, Hydraulic Brake Assist (HBA), Hydraulic Brake Assistant (Special Methods 2), Hydraulic System Bleed, Hydraulic System Release Pressure, Hydraulic Test, Hydraulic Unit Disconnecting Valve Adjustment, Hydraulic Unit Intake Valve Adjustment, Idle Speed Adjustment, Idle Stabilization Deactivated / Active Charcoal Valve Closed, Ignition (Knock Sensor Test - Short Trip), Ignore Compressor Shut-Off Via Engine Control Module, IKA Key, Illumination Card Reader, Illumination Parameter String, Immobilizer (Key Adaptation), Immobilizer (Key Learning), Immobilizer (Vehicle Data Learning), Immobilizer Status, Inclination Sensor Sensitivity, Inclination Sensor Threshold, In-Cylinder Flow Flap 1 Basic Setting, In-Cylinder Flow Flap 2 Basic Setting, Individually Adjustable Top Speed Limit, Individually Adjustable Top Speed Limitation, Info Menu Display Time Adjustment, Information Signal Back, Information Signal Front, Infotainment CAN-Databus, Infotainment Recorder Data, Init E Range Calculation, Init E Range Standard Value, Initialisation, Initialization Accumulator, Initialization Brake Booster, Injector Adaptation, Injector Adjustment (bank 1), Injector Adjustment (bank 2), Injector Buzz Test, Injector Calibration (Cylinder 1), Injector Calibration (Cylinder 2), Injector Calibration (Cylinder 3), Injector Calibration (Cylinder 4), Injector Encoding, Injector Reset, Injector Zero Quantity Calibration Reset, Inlet Camshaft Timing Control (bank 1), Installation Dynamic Chassis Control (DCC), Installation Lane Assist, Installation List I (MMI Functionality), Installation List II (MMI Functionality), Installation Park Steer Assist (PLA), Installation Park Steer Assist, Instrument Cluster Display, Insufficient Voltage Threshold, Insufficient Voltage Time Threshold, Int Mem Transmit Attempts, Int Mem Transmit Interval, Intake Camshaft Adjustment Bank 1, Intake Manifold Runner/Motor Adaptation, Intake Manifold Runner/Motor Reset, Intensity Stage 1 Of Massage, Intensity Stage 2 Of Massage, Intensity Stage 3 Of Massage, Intensity Stage 4 Of Massage, Intensity Stage 5 Of Massage, Interior Monitoring Data Set, Interior Monitoring Sensitivity, Interior Monitoring, Interior Scan: Deceleration After Comfort Closing, Interior Scan: Max Engine Speed For Standing Engine, Interior Scan: Opening Threshold Sliding Roof, Interior Scan: Opening Threshold Window Lifter, Interior Scan: Speed Threshold, Interior Scans Clamp 15 Break At Active Message, Interior Scans Clamp 15 Retry At Active Message, Internal, Interval Display Service: Resetting, Invalid Position Threshold, Kerb Parking Distance Adjustment, Key FOB Clearing, Key FOB Matching, Key Identification Transponder ID, Key Minder: Delay Reunlocking Tailgate, Key Minder: P Keyless Event Search Holding Time, Key Minder: P Keyless Event Search Retries, Key Position Locating, Keyless Locking Optical Feedback, Keyless Unlocking Optical Feedback, Kick-Down Adaptation, Kiss Point Basic Setting, Knockout Test Mode, Knockout Timer, Knockout Tmr, Lambda Control (Aging Check: Bank 1 Sensor 3), Lambda Control (Aging Check: Bank 1/2 Sensor 1), Lambda

Control (Aging Check: Bank 1/3 Sensor 2), Lambda Control (Aging Check: Bank 2 Sensor 1), Lambda Control (Aging Check: Bank 2/4 Sensor 2), Lambda Control (Catalytic Conversion Test Bank 1), Lambda Control (Catalytic Conversion Test Bank 1/2), Lambda Control (Catalytic Conversion Test Bank 2/4), Lambda Control (Catalytic Converter Thermal Diagnosis Bank 1), Lambda Control (Delta Lambda Bank 1/3), Lambda Control (Delta Lambda Bank 2/4), Lambda Control (Sensor Exchange), Lambda Control (Sensor Readiness - After Catalyst), Lambda Control Shut-Off, Lambda Sensor Adjustment, Lambda Sensor Ageing (B2 S1) Function. Test, Lambda Sensor Ageing (B2 S2) Function. Test, Lambda Sensor Ageing (B2, S1) Function Test, Lambda Sensor Ageing (b2, S1) Function. Test, Lambda Sensor Ageing (B2, S2) Function Test, Lambda Sensor Ageing (b2, S2) Function. Test, Lambda Sensor Ageing Bank 1 Sensor 1, Lambda Sensor Ageing Bank 1 Sensor 2, Lambda Sensor Ageing Bank 1, Sensor 1, Lambda Sensor Ageing Bank 1, Sensor 2, Lambda Sensor Reset, Language, Lat. Accel. Sensor Zero Pos. Calibration, Launch Control Counter Write Reset, Leak Diagnostic And Secondary Air Injection, Leakage Test Hydraulic Unit Engine Decoupler, Leakage Test, Learn Normal Level, Learn Vehicle Identification Number (VIN), Learned Values (Vehicle Data), Learned Values Reset, Learning Of Info On Control Units Fitted, Leaving Home Activation/Deactivation, Leaving Home Time, Leaving Warning Delay, Leaving-Home Time, LED Dimming Curve First Point 20 Percent Dimming, Left Front Wheel/Height Calibration, Left Rear Wheel/Height Calibration, Level Control System Deactivation / Jack Mode, Lf Shutdown Timeout 2nd Operation, Life Cycle Data Network Access Device Read, Life Cycle Data Network Access Device Reset, Life Cycle Data 81 Reset, Light Configuration Externally Rear, Light Configuration Other, Light Configuration Outer Front, Light, Limit Of Cyclizations Request Battery Service, Lin Bus 1 Control Motor Adaption, Lin Bus 2 Control Motor Adaption, Line Filling Duration, Line Filling Enabling, Load Compartment Cover Basic Setting, Lock Blink, Lock Horn, Lock Transmission Hydraulic Pump, Locking Confirmation (Key Switch), Locking Confirmation (Remote Control), Locking for Coding/Flashing, Locking Range Offset Upper Stop, Locking With Key Switch Optical Feedback, Locking With Remote Control Opt. Feedback, Log-in(11) Adaptation(10), Log-in(11) Basic Settings(04), Log-in(11) Controller Coding(07), Log-in(11) or Coding II(11), Long Average Ambient Threshold TLAA, Long Average Time Constant TCLAA, Longit. Accel. Sensor Zero Pos. Calibration, Loudness Actuator For Exterior Noise Uds, Loudness Actuator For Structure Borne Sound, Low Beam Response (Terminal 15), Low Beam Response, Low Confidence Threshold, Low Voltage Shut-Off, Lower Locking Range, Lower Speed Threshold For Immediate Main Beam Off, Lower Speed Threshold For Main Beam Off, Lower Speed Threshold For Main Beam On, LP - Exhaust Gas Recirculation Basic Setting, LP-EGR Diff. Press. Sens. Home Setting, Luggage Compartment Cover Adjustment Track Tolerance, Luggage Compartment Cover Block Counter Tolerance, Luggage Compartment Cover Count Foreblock Runs, Luggage Compartment Cover Maximum Count Block Runs, Luggage Compartment Cover Reset Normalisation, Luggage Compartment Cover Test Run, LWR Offset Left, LWR Offset Right, Magnetic clutch adaption, Main Beam Assist Calibration, Manual ECall Cancellation Time, Manual ECall Trigger Time, Manual Regeneration Of Diesel Particulate Filter During Drive, Manual Regeneration Of Diesel Particulate Filter, Manual Test Of EGR Low Pressure Filter, Manual Test Of Exhaust Gas Flap, Manual Test Of Low Pressure EGR Valve, Manufacturer Specific Connect App Screening, Matching The ECU To Fuel Type (Gasoline Or Diesel), Material Index, Matrix Headlamp General Dimming, Matrix Headlamp Steering Angle Control, Max Short Average Time Constant TCSAAMax, Maximum Compressor Speed At Speed Less Than 15 Km H, Maximum Gateway Response Time, Maximum Mileage to Service, Maximum Speed Limiter, Maximum Time to Service, Maximum Vehicle Speed, MCTX Pause For Go / Key Minder, MCTX Pause For Go Authentication, MCTX Pause, MCTX Settling Phase, Mechatronic Identification, Media Country Code HMI, Media Country Code, Media Device Basic Volume, Media Play Volume Adjustment, Menu-Driven Configuration, Metered Quantity Measurement/Large Quantity, Metered Quantity Measurement/Small Quantity, Metering Pump Activation, Microphone Sensitivity Adjustment,

Microphone Sensitivity, MIL Enabling, Mileage (Since Service), Mileage Data Adjustment, Mileage, Mileage/Odometer, Min Receptiontime Vit, Min Time For Terminal 50 Request, Minimal Opening Angle Of Flaps, Minimum Holdtime Ak, Minimum Mileage to Service, Minimum Time to Service, MMI After-Run Time, MMI Display Time During Rear Zone Adjustment, MMI Display Time For Quadrologic Functions, MMI Display Time For Temperature Adjustment, MMI Remote Control learning (Part 1), MMI Remote Control learning (Part 2), MMI System Restart, Mobile Country Code, Mobile Phone Network Provider Customer Paid, Mobile Phone Network Provider, Most Ring Break Detection, Mounting Parts, Mounting Position Calibration SC, Mounting Position Calibration, Move Display To Service Position, Move Gear Positioner To Neutral Position, Move Gear Positioner To Removal Position, Moving Indicator Threshold, Multi Contour Approach Hysteresis Target Pressure Starting, Multi Contour Error Memory Allocation MSG, Multi Contour Seat Additional Functions Adaptation, Mute Delay, Muting Characteristics Adjustment, MVK, NAR Parking Light Deactivation, Natural Gas Pressure Reduction, Navigation System Calibration Reset, Navigation System Volume During Voice Control, Near Field Communication Control Module 1, Near Field Communication Control Module 2, Near Field Communication Control Module 3, Neutral Position Sensor Adaptation, Neutral Position Sensor Adapting, New DPF Reset Adaptation Values, New DPF, Reset Adaptation Values, NFA Supplier LRD, NFC FS Debug Switch, NFC MiKo Debug Switch, NFC Rear Debug Switch, NightVision Video Image Shift, No-Load Current Test, Nominal Pressure Line Choice At EOL, Nominal Voltage Dimming, Normalization, NOX Sensor Offset, Nox Storage Catalyst Bank 1, NOx Storage Catalytic Converter Regeneration While Driving, Null Balance Seat Occupied Recognition, Null Balancing Steering Wheel Angle Sensor, Number Of Multiple ZAT Activations To Emergency Shutoff, Number Of Navigation Destinations, Number Of Recharge On Demand, Number Of Simultaneously To Be Adapted Keys, Number Of Street Light X16 Highway, Number Of Street Light X16 Village, Number Of Tones For Tone 3, Number Of ZAT Activations To DTC, NV Power Management, OBD Channel, Occupant Detect System, Off Timer Inside Light Light Module 2, Off Timer Inside Light, Offset Maximum Programmable Opening Stop, Oil Ash Volume (ECM Replacement), Oil Life Reset, Oil Minimum Detection, Oil Pressure Regulation Switching Test, Oil Quality, Oil Temperature/Level Sensor Installation, On Board Data Collector Block 1, On Board Data Collector Block 2, On Board Data Collector Block 3, On Board Data Collector Block 4, On Board Data Collector Block 5, On Board Data Collector Block 6, On Board Data Collector Block 7, Onboard Data Collector Initialisation, One Touch Memory (Fingerprint) PIN, Online Remote Update Software Consistent Check, Online Service Back End CAI Event Request URL, Online Service Back End CSM Request URL, Online Service Backend Primary Hostname, Online Service Backend Secondary Hostname, Open and Close Parking Brake Pistons, Open Coupling For Car Manufacture, Open Rear Parking Brake (Prior Pad Change/Repair), Open Up Display, Opening Height Limit Production Mode, Operating And Display Unit 1 Proximity Sensor Basic Adaptation, Operating Element Illumination Test, Optical Illustration, Optical Parking Aid Display (Distance), Optical Parking Aid Display (Duration), Optical Performance, Options, Output Level, Outside Temperature Threshold For Activation Of PTC Auxiliary H, Overboost (OB)/Overload Operation, Overshoot Time Additional Heating, Oxidation Catalytic Converter Adaption, Oxidation Catalytic Converter: Resetting, P A Debouncing Brake Gearbox Can, P A Limit Message Counter, P A Protocol Error Max, P Damping Display, P Dimming Default Pwm, P HMI Display, P K I Offset, P K I, P K P, P N Error P Locked, P Performance Lrh, P Pwm Lrh, P S NWDF Spg, P T Blinker Err Alarm Clock Hanging Off, P T Blinker Err Flashing Horn Hangs On, P T Blinker Err Gra Hangs Off, P T Blinker Err Gra Hangs On, P T Blinker Err Unplausible, P T Debounce Time Overvoltage, P T Debounce Time Undervoltage, P T Debouncing P Unplausible, P T Debouncing Ride, P T Detection Ride, P T Dimming Caster, P T Err Plaus, P T Ezs Debounce, P T Ezs Err Unplausible, P T Fas Debounce, P T Gra Ea Error, P T Gra Lever Debounce, P T Gra Lever Err El Interruption, P T Gra Lever Err El Short Circuit, P T Gra Lever Err Gra Hangs Off, P T Gra Lever Err Gra Hangs On, P T Gra Lever Err Unplausible, P T Gra Tip, P-T

Horn Debounce, P T Horn Err Horn Hangs Off, P T Horn Err Horn Hangs On, P T Horn Err Note, P T Horn India Debounce, P T Indicator Gra Debounce, P T Limit V, P T Lin Err Kl15mfl Short Circuit Off, P T Lin Err Kl15mfl Short Circuit On, P T Lin Err Short Circuit, P T Lin Sleepframe Kl15 Off, P T Lrh Interruption Debounce, P T Lrh Regulator I Factor, P T Lrh Regulator I Offset, P T Lrh Regulator P Factor, P T Lrh Regulator Temp Request 1, P T Lrh Regulator Temp Request 2, P T Lrh Regulator Temp Request 3, P T Lrh Short Circuit Debounce, P T P Locks Debounce, P T P Locks Err El Short Circuit, P T P Locks Err Unplausible In Parking Position Off, P T P Locks Err Unplausible In Parking Position On, P T P Locks Err Unplausible Off, P T P Locks Err Unplausible On, P T Plaus Start, P T S Contact Caster, P T Start Delay Lin Kom, P T Target 0, P T Target 1, P T Target 2, P T Turn Signal Blocking Time, P T Turn Signal Debounce, P T Turn Signal Err El Break, P T Turn Signal Err El Short Circuit, P T Turn Signal Err Flashing Horn Hangs Off, P T Turn Signal Err High Beam Hangs Off, P T Turn Signal Err High Beam Hangs On, P T Turn Signal Err Wake-Up Contact On, P T Voltage Lower Threshold Funct, P T Voltage Lower Threshold, P T Voltage Upper Threshold Funct, P T Voltage Upper Threshold, P T Washing Front Bew, P T Wiper Debounce, P T Wiper Err El Interruption, P T Wiper Err El Short Circuit, P T Wiper Err Interval Poti Hangs Off, P T Wiper Err Interval Poti Hangs On, P T Wiper Err Mfa Hangs Ein, P T Wiper Err Mfa Hangs Off, P T Wiper Err Swipe Hangs Off, P T Wiper Err Swipe Hangs On, P T Wiper Err Unplausible, P T Wiper Err Washing Hangs Off, P T Wiper Err Washing Hangs On, P T Wiper Interval Debounce, P T Wiper Winter Position, P T Zss Err Interruption, P T Zss Err Short Circuit A, P T Zss Err Short Circuit Off, P Temp Steering Wheel Heating Off, P Time Temperature Static Lrh, P W Brightness Factor, P W Dimming Offset, P W Limit Detected Mfl Type, P Wash Warning, Pad Thickness, Pairing Process Sim Card Reader, Parameter Animation, Parameter Climatic Comfort For Start / Stop Function, Parameter Defogging For Start / Stop Function, Parameter Evaporator Dew Point Sailing Function, Parameter Group 1, Parameter Group 10, Parameter Group 2, Parameter Group 3, Parameter Group 4, Parameter Group 5, Parameter Group 6, Parameter Group 7, Parameter Group 8, Parameter Group 9, Parameter Hmi, Parameter Read Adaptation, Parameters Water Mass Sailing Function, Parental Management Level Reset, Parking Aid Deactivation Speed, Parking Brake Function Test, Parking Brake Initialisation, Parking Brake Release (Brake Pedal), Parking Brake Release (Message), Parking Brake Release (Seatbelt), Parking Steering Assistant Cut-In Speed Adj., Partially Activated Engine For Automatic Trans Fluid Change, Particulate Filter Regeneration, Passenger Detection Multi Contour Seat, Passenger Seat Occupation Recognition Sensor Deactivation, Passive Entry Exit: Control By Pulling The Door Handle During A, Passive Entry Exit: Entry Request E Sliding Door Active Time, Passive Entry Exit: Minimum Activity Time Locking Sensor, Passive Entry Exit: PARA T TIMEOUT PROXIMITY ENTRY, Passive Entry Exit: T ACT OP 2, Password Customer Paid Connection, Path, Pdm Defragmentation, Personalization (Key 1), Personalization (Key 2), Personalization (Key 3), Personalization (Key 4), Personalized Settings User Account 1 Name, Personalized Settings User Account 1, Personalized Settings User Account 2 Name, Personalized Settings User Account 2, Personalized Settings User Account 3 Name, Personalized Settings User Account 3, Personalized Settings User Account 4 Name, Personalized Settings User Account 4, Personalized Settings User Account 5 Name, Personalized Settings User Account 5, Personalized Settings User Account 6 Name, Personalized Settings User Account 6, Personalized Settings User Account 7 Name, Picture Contrast, PLA Dev Msg, PLA Minimum Speed Limitation, Platform Identification, Plausibility Limit Suspended HKIT, PMS CL Address, Pnc Create Vehicle Cert Res, Pnc Delete Contract Req, Pnc Delete Vehicle Key Pair Req, Pnc Diagnostic Push Ack, Pnc Install Contract Req, Pnc Install Root Certificate Container Req, Pnc Report Unknown Root Cert Ack, PODS Rezero, PODS Serial Number Adjustment, Position Distance, Post Test Registration Time, Potentiometer And Flap Alignment, Potentiometer Flap Motor Alignment, Power Adjustable Steering Column Control Module Basic Setting, Power Flow Interrup. When Stationary Adjustm., Power Latching Test Run, Power Steering Control Module Adaptation, Power Sunroof Control Module Basic Setting, Powertrain CAN Databus, Pre-

Glow Period, Pressure Accumulator Preload Pressure, Pressure Reduction, Pretensioner Left Serial Number, Pretensioner Right Serial Number, Production Date Transmission, Production Diagnostics, Production Mode Deactivation, Production Mode, Production Process Data 1, Production Process Data 2, Production Process Data 3, Production Routine Blower Regulation, Production Routine Blower Voltage, Production Routine Nominal Temperature Inside, Production Routine Rear Blower Voltage, Program Interstop, Program Remote Control, Program Sensor Code, Programming Data Pretensioner 2nd Row Left, Programming Data Pretensioner 2nd Row Right, Programming Data Pretensioner Left, Programming Data Pretensioner Right, Programming Trailer Coupling, Protection CAN Wakeup, Protection Function, Protection RH850 WakeUp, Proximity Sensor: Comfort Exit Enlargement, Proximity Sensor: Duration Of Proximity Signal, Proximity Sensor: Lower Limit Proximity Pulse, Proximity Sensor: Lower Limit Pulse, Proximity Sensor: Max Vehicle Speed For A Standing Vehicle, Proximity Sensor: Max. Intermission Length Diagnostic, Proximity Sensor: Max. Length Of Diagnostic Pulse, Proximity Sensor: Max. Length Of Entry Pulse, Proximity Sensor: Max. Length Of Exit Pulse, Proximity Sensor: Max. Length Of Signal Hall Sensor, Proximity Sensor: Max. Pulse Length Of Proximity Pulse, Proximity Sensor: Max. Pulse Length, Proximity Sensor: Max. Signal Length, Proximity Sensor: Max. Tolerance Data Bit Length, Proximity Sensor: Min Vehicle Speed For A Driving Vehicle, Proximity Sensor: Min. Engine Speed For A Running Engine, Proximity Sensor: Min. Length Of Diagnostic Pulse, Proximity Sensor: Min. Length Of Entry Pulse, Proximity Sensor: Min. Length Of Exit Pulse, Proximity Sensor: Min. Tolerance Data Bit Length, Proximity Sensor: SP X2, Proximity Sensor: SP X3, Proximity Sensor: SP X4, Proximity Sensor: SP X5, Proximity Sensor: SP X6, Proximity Sensor: SP X7, Proximity Sensor: Time Power On, Proximity Sensor: Timer Value For Exit Reverse Option BCM: Par, Proximity Sensor: Timer Value For Exit Reverse Option, Proximity Sensor: Turn Off Limit From Battery Manager, Proximity Sensor: Upper Limit Intermission Length, Pump Calibration, PWM To Level Scaling Factor Front, PWM To Level Scaling Factor Rear, Quantity Comparison, Quick Charging Of High Voltage Battery, Quick Quiescent Current Analysis, Quickstart - Adaptation Pressure Characteristic Engine Decouple, Quickstart - Adaption Boost Pressure Actuator, Quickstart - Adaption of Exhaust Gas Recirculation Valve, Quickstart - Adaption Of Intake Manifold Runner Flap Bank 1, Quickstart - Adaption Of Intake Manifold Runner Flap Bank 2, Quickstart - Adaption of turbo charger, Quickstart - Automated Boost Control, Quickstart - Automated exhaust gas recirculation, Quickstart - Bank Balancing, Quickstart - Blocked Catalyst, Quickstart - Boost Pressure Actuator, Quickstart - Brake Booster Pump, Quickstart - Camshaft Position Diagnostics, Quickstart - Catalyst Conversion Capability Bank 2, Quickstart - Catalyst Conversion Capability, Quickstart - Catalytic Converter Regeneration, Quickstart - Check Complete Electrical Test, Quickstart - Check Cylinder Balancing, Quickstart - Check Deactivating Of Sail Function, Quickstart - Check Diesel Particulate Filter Missing Substrate, Quickstart - Check Low Pressure EGR Cooling Efficiency, Quickstart - Check Oxicat Efficiency, Quickstart - Clutch Slip Point Adaptation Engine Decoupler, Quickstart - CNG Activation System Discharge, Quickstart - CNG Deactivation System Discharge, Quickstart - Cold Start Injector, Quickstart - Compression test 1, Quickstart - Coolant Valve For Gearbox, Quickstart - Cooling Valve, Quickstart - Crankcase Ventilation Test, Quickstart - Crankcase Ventilation Valve, Quickstart - Cylinder Pressure Sensor Check, Quickstart - Demount Friction Stuck Boost Pressure Actuator Tes, Quickstart - Deviation Lambda Control CNG, Quickstart - Deviation Lambda Control, Quickstart - Diesel Particulate Filter, Quickstart - EGR Valve Cooler Bypass Valve, Quickstart - Electric Supercharger, Quickstart - Engine Shut-Off, Quickstart EOL Engine Speed Increase, Quickstart - EVAP Purge Valve 2, Quickstart - EVAP Purge Valve Functional Check, Quickstart - EVAP System Pressure Check, Quickstart - EVAP System Pressure Rough Leak Check, Quickstart - Exhaust Gas Recirculation Cooler Fouling Test, Quickstart - Exhaust Gas Recirculation, Quickstart - Fuel Injector Test, Quickstart - Fuel Supply System Test V2, Quickstart - Fuel Supply System Test, Quickstart - Fuel Tank Isolation Valve Functional Check, Quickstart - Fuel Trim Adaption Idle, Quickstart - Fuel Trim

Adaption Intake Manifold Injection, Quickstart - Fuel Trim Adaption Part Load, Quickstart - Gasoline High Pressure Injection Test, Quickstart - Glow-plug control module, Quickstart - Governor Deviation Exhaust Gas Recirculation, Quickstart - Half Engine Mode, Quickstart - Heater Oxygen Sensor 1 Bank 1, Quickstart - Heater Oxygen Sensor 1 Bank 2, Quickstart - Heater Oxygen Sensor 2 Bank 1, Quickstart - Heater Oxygen Sensor 2 Bank 2, Quickstart - Individual Cylinder Lambda Adaption, Quickstart - Injectors Module 1 Idle Warm Test, Quickstart - Injectors Module 1 Idle Warm Up Test, Quickstart - Injectors Module 2 Injector Test, Quickstart - Intake Manifold Pressure Compensation, Quickstart - Intake Manifold Runner Flap Bank 1, Quickstart - Intake Manifold Runner Flap Bank 2, Quickstart - Intake Manifold Runner Flap, Quickstart - Kick Down Adaption, Quickstart - Knock Sensors, Quickstart - Manual Transmission Fluid Pump Test, Quickstart - Misfire Test, Quickstart - NOx Sensor 1 Test, Quickstart - NOx Sensor 2 Test, Quickstart - NOx Sensor Dynamic Test, Quickstart - NOx Sensor Test Modell Based, Quickstart - O2 Check For Oxygen Sensor, Quickstart - Open Circuit Adjustment Voltage, Quickstart - Open Circuit Test Power Electronics To Electric Mo, Quickstart - Open Position Check Boost Pressure Actuator, Quickstart - Oxygen Sensor Confusion (Left/Right Or Sensor2/3), Quickstart - Oxygen Sensor Front Offset Check Bank 2, Quickstart - Oxygen Sensor Front Offset Check, Quickstart - Oxygen Sensor Front Signal Dynamic Check Bank 2, Quickstart - Oxygen Sensor Front Signal Dynamic Check, Quickstart - Oxygen Sensor Heater Behind Cat, Quickstart - Oxygen Sensor Heater Gear, Quickstart - Oxygen Sensor Rear Oscillation Check Bank 2, Quickstart - Oxygen Sensor Rear Oscillation Check, Quickstart - Oxygen Sensor Rear Signal Activity Check, Quickstart - Oxygen Sensor Rear Signal Dynamic Check Bank 2, Quickstart - Oxygen Sensor Rear Signal Dynamic Check, Quickstart - Oxygen Sensor Rear Signal Responsetime Check, Quickstart - Oxygen Sensor, Quickstart - Oxygen Sensors And Catalyst, Quickstart - Parallel Fuel Trim And Mass Flow Adaption, Quickstart - Plausibility Air-Mass Sensor, Quickstart - Pre Fuel Pump (Short-trip), Quickstart - Pre Fuel Pump, Quickstart - Reductant System Consumption Monitoring, Quickstart - Reductant System Wrong Medium Detection, Quickstart - Replacement Of Turbocharger Actuator, Quickstart - Reset Of Adaption Values, Quickstart - SCR Complete System Test, Quickstart - SCR Efficiency Test, Quickstart - SCR Metering Quantity Test, Quickstart - Secondary Air System - Bank 2, Quickstart - Secondary Air System, Quickstart - Speed Increase Chassis System Bleeding, Quickstart - Summary Of Testroutines For Production 1, Quickstart - Summary Of Testroutines For Production 2, Quickstart - Summary Of Testroutines For Production, Quickstart - Supercharger Regulation Flap Adaption, Quickstart - Throttleposition Adaption Bank 2, Quickstart - Turbo Charger Bypass Valve, Quickstart - Turbo Charger, Quickstart - Turbocharger Turbine Inlet Actuator, Quickstart - Turbocharger Wastegate Actuator, Quickstart - Variable Intake Manifold / Variable Resonance, Quickstart - Variable Valve Timing Inlet Bank 2, Quickstart - Ventilate Coolant Circuit, Quickstart - VVLI Functional Check, Quickstart - VVT Response/Stuck Check - Inlet, Quickstart - VVT Response/Stuck Check - Outlet, Quickstart - Warm-Up Procedure 1, Quickstart - Warm-Up Procedure 2, Quickstart - Warm-Up Procedure 3, Quickstart - Warm-Up Procedure 5, Quickstart - Warm-Up Procedure 6, Radiator Blind Adaptation, Radiator Blind Basic Setting, Radio Sender Transfer Setting, Rain/Light Sensor Setup, Rain/light Sensor: Adapting, Range Estimation, Read And Write Of Oil Aging Values, Read Injector Code, Read Injector Codes, Read Write History Data E Machine, Read Write History Data Inverter, Readiness Code (Automatic "End Of Line" Check), Readiness Test, Reading / Reset Of Electrical Charger Cycle Data, Reading / Reset Of Particulate Filter Statistics, Readout System State Control Module Tank Leak Detection, Real Time Monitor Thresholds, Rear Axle Full Deceleration Adjustment, Rear Axle SPECIFIED Pressure Comfort, Rear Axle SPECIFIED Pressure Fully Loaded, Rear Axle SPECIFIED Pressure Partially Loaded, Rear Axle SPECIFIED Pressure Standard, Rear Buzzer Frequency, Rear Buzzer Volume, Rear Center Belt Tensioner Deactivation, Rear Compartment Monitoring Data Set, Rear Compartment Monitoring Internal Data Set, Rear Driver Belt Tensioner Deactivation, Rear Driver Side Airbag Deactivation, Rear Fog Light Dimming, Rear Left Brake Adaptation, Rear Lid Basic

Setting, Rear Lid Minimum Opening Height, Rear Lid Motor Opening Height Offset After Basic Setting, Rear Lid Opening Sender Application Data Identification, Rear Lid Opening Transmitter 1 AS, Rear Lid Opening Transmitter 1 Burst Length, Rear Lid Opening Transmitter 1 Timer 1, Rear Lid Opening Transmitter 1 Timer 2, Rear Lid Opening Transmitter 1 Timer 3, Rear Lid Opening Transmitter 1 Timer 4, Rear Lid Opening Transmitter 1 Timer 5, Rear Lid Opening Transmitter 1 Treshold 1, Rear Lid Opening Transmitter 1 Treshold 2, Rear Lid Opening Transmitter 1 Treshold 3, Rear Lid Opening Transmitter 1 Treshold 4, Rear Lid Opening Transmitter 1 Treshold 5, Rear Lid Opening Transmitter 1 Vref, Rear Lid Opening Transmitter 2 AS, Rear Lid Opening Transmitter 2 Burst Length, Rear Lid Opening Transmitter 2 Timer 1, Rear Lid Opening Transmitter 2 Timer 2, Rear Lid Opening Transmitter 2 Timer 3, Rear Lid Opening Transmitter 2 Timer 5, Rear Lid Opening Transmitter 2 Timers 4, Rear Lid Opening Transmitter 2 Treshold 1, Rear Lid Opening Transmitter 2 Treshold 2, Rear Lid Opening Transmitter 2 Treshold 3, Rear Lid Opening Transmitter 2 Treshold 4, Rear Lid Opening Transmitter 2 Treshold 5, Rear Lid Opening Transmitter 2 Vref, Rear Lid Opening Transmitter Checksum, Rear Lid Opening Transmitter Comparisson, Rear Lid Opening Transmitter Cycle Protection Activ Treshold, Rear Lid Opening Transmitter Cycle Protection Deactiv Threshold, Rear Lid Opening Transmitter Cycle Protection Decrement Interva, Rear Lid Opening Transmitter Cycle Protection Decrement Value, Rear Lid Opening Transmitter Cycle Protection Increment Value, Rear Lid Opening Transmitter Duration Sensor Request, Rear Lid Opening Transmitter Fusion Timer A1, Rear Lid Opening Transmitter Fusion Timer A2, Rear Lid Opening Transmitter Vehicle Type, Rear Lid Position For Power Latch Activation, Rear Lid Power Opening Control Unit Checksum, Rear Lid Power Opening Control Unit Data Set Version, Rear Lid Power Opening Control Unit Duration Status Request, Rear Lid Power Opening Control Unit Foot Gesture Detection Eval, Rear Lid Power Opening Control Unit Foot Gesture Detection Time, Rear Lid Power Opening Control Unit Play Protection Decrement I, Rear Lid Power Opening Control Unit Play Protection Decrement V, Rear Lid Power Opening Control Unit Play Protection Increment V, Rear Lid Power Opening Control Unit Reset All Counters, Rear Lid Power Opening Control Unit Threshold Play Protection A, Rear Lid Power Opening Control Unit Threshold Play Protection I, Rear Lid Power Opening Control Unit Transmitter 1 Active Shield, Rear Lid Power Opening Control Unit Transmitter 1 Burst Length, Rear Lid Power Opening Control Unit Transmitter 1 Control Param, Rear Lid Power Opening Control Unit Transmitter 1 Threshold 1, Rear Lid Power Opening Control Unit Transmitter 1 Threshold 2, Rear Lid Power Opening Control Unit Transmitter 1 Threshold 3, Rear Lid Power Opening Control Unit Transmitter 1 Threshold 4, Rear Lid Power Opening Control Unit Transmitter 1 Threshold 5, Rear Lid Power Opening Control Unit Transmitter 1 Timer Value 1, Rear Lid Power Opening Control Unit Transmitter 1 Timer Value 2, Rear Lid Power Opening Control Unit Transmitter 1 Timer Value 3, Rear Lid Power Opening Control Unit Transmitter 1 Timer Value 4, Rear Lid Power Opening Control Unit Transmitter 1 Timer Value 5, Rear Lid Power Opening Control Unit Transmitter 2 Active Shield, Rear Lid Power Opening Control Unit Transmitter 2 Burst Length, Rear Lid Power Opening Control Unit Transmitter 2 Control Param, Rear Lid Power Opening Control Unit Transmitter 2 Threshold 1, Rear Lid Power Opening Control Unit Transmitter 2 Threshold 2, Rear Lid Power Opening Control Unit Transmitter 2 Threshold 3, Rear Lid Power Opening Control Unit Transmitter 2 Threshold 4, Rear Lid Power Opening Control Unit Transmitter 2 Threshold 5, Rear Lid Power Opening Control Unit Transmitter 2 Timer Value 1, Rear Lid Power Opening Control Unit Transmitter 2 Timer Value 2, Rear Lid Power Opening Control Unit Transmitter 2 Timer Value 3, Rear Lid Power Opening Control Unit Transmitter 2 Timer Value 4, Rear Lid Power Opening Control Unit Transmitter 2 Timer Value 5, Rear Lid Power Opening Control Unit Vehicle Type, Rear Lid Reset Normalisation, Rear Light Left 1 Parameter Set, Rear Light Left 2 Parameter Set, Rear Light Right 1 Parameter Set, Rear Light Right 2 Parameter Set, Rear Passenger Belt Tensioner Deactivation, Rear Passenger Side Airbag Deactivation, Rear Right Brake Adaptation, Rear Right Wheel/Height Calibration, Rear Roof Shades Basic Setting, Rear Sliding Roof Basic Setting, Rear Sunroof Control Module Adaptation,

Rear Window Outside Mirror Heater Activation Time, Rear Wiper Comfort Function, Reception Optimization, Recirculation Pump During Auxiliary Heating, Recirculation Pump Lock Adaptation, Recirculation Pump Replacement, Redial Time Call Initiation, Redial Time Dropped Call, Redial Time Free Line, Reduced Application Force For Auto Hold Up And Downhill Swell, Reduced Current For Transponder ID Request, Reducing Fuel Pressure, Reference Channel Delay Adjustment, Reference Channel Delay, Reference Point Production, Referencing LKL1, Referencing LKL2, Regeneration Of Exhaust Gas Recirculation Cooler, Release Transmission Hydraulic Pump, Reload Pressure Sensor Identification, Remote Clock, Remote Control Adaptation (Memory Location), Remote Control Adaptation, Remote Control Barcode, Remote Control Erasing, Remote Control Learning, Remote Control Matching, Remote Control Rear Lid Operating Time, Remote Control Unit Learning, Remote Control, Remote Control: AM Frequency, Remote Control: Balance, Remote Control: Fader, Remote Control: FM Frequency, Remote Control: Function, Remote Control: Receiver, Remote Control: Source, Remote Control: Volume, Remote Door Unlock Door Status Update Delay, Remote Speed Alert Minimum Speed Limit, Remote Start Nominal Temperature, Remote Start Temperature Seat Heating, Remote Start Temperature Seat Ventilation, Remote Start Window Heating Temperature, Remote Vehicle Disabling Maximum Speed Limit, Remote Vehicle Disabling Minimum Clamp 15 Off Time, Remote Vehicle Tracking Position Timeout, Replace Control Unit: Transfer Configuration, Reset Adaptation Parameters, Reset Adaption Fuel Pressure B1S1 Upstream High Pressure Pump, Reset Adaption Of Application Point To Factory Settings, Reset Adaption Of Crankshaft Pulse Generating Wheel, Reset Adaption To Factory Setting, Reset Adaption Value, Reset Adaption Values Potentiometers In Vents, Reset AdBlue System Data, Reset After Replace Of Quantity Value And Pressure Control, Reset After Replace Pressure Supply Init Adapt Electric Motor, Reset After Replacement Energy Histogramm Engine Decoupler, Reset After Replacement Of Air Mass Flow Sensor, Reset After Replacement Of Diesel Particulate Filter, Reset After Replacement Of Differential Pressure Sensor, Reset After Replacement Of Engine Decoupler, Reset After Replacement Of Exhaust Gas Recirculation Valve, Reset After Replacement Of Injector 1, Reset After Replacement Of Injector 2, Reset After Replacement Of Injector 3, Reset After Replacement Of Injector 4, Reset After Replacement Of Lambda Sensor, Reset After Replacement Of Oxidation Catalytic Converter, Reset After Replacement Of Quantity Mean Value Adaptation, Reset After Replacement Of SCR Catalyst, Reset After Replacement Of Turbo Charger, Reset After Replacement Of Variable Oil Pump, Reset Air Mass Meter Adaptation Values, Reset All Counter, Reset All Counters, Reset Battery Charging Profiles, Reset Battery Charging Timer, Reset Brake Temperature Monitoring, Reset CAN Information, Reset Catalytic Converter Adaptation, Reset Clutch 0 Logging Dates, Reset Clutch 1 Logging Dates, Reset Clutch 2 Logging Dates, Reset Clutch Characteristic Clutch 0, Reset Clutch Characteristic, Reset Clutch Control Travel Pressure Characteristic, Reset Clutch Pressure Sensor Adaptation, Reset Clutch Values For Transient Friction, Reset Clutch Values Forward, Reset Clutch Values Reverse, Reset Clutch Values, Reset Clutch Wear, Reset Control Unit, Reset Convertible Roof Cycles Control Value On Off, Reset Coolant Pump Adaption Values, Reset Counter For Mechanical Stress, Reset Counter For Rollover-Bar-Deployment, Reset Crash Detection Signal, Reset Dead Reckoning Calibration, Reset DPF Differential Press. Sensor Adapt., Reset Drivingsparts Per Shift Position, Reset DVD Juvenile Release Password, Reset Emergency Battery History, Reset Energy Management Counter, Reset Engagement Counters, Reset Exhaust Flap Control Module, Reset Factory Defaults, Reset Frequency Counter, Reset Frequency Counters, Reset Fuel On Adaption, Reset Fuel On Fuel Off Adaption, Reset Fuel Pressure Adaptation, Reset Gear Positioner Values, Reset Gearbox Mileage, Reset Headlight Regulation Counter, Reset Highest Appeared Brake Temperature, Reset Injector Adaptation Values, Reset Injector Closure Time Adaptation Values, Reset Kiss Point Adaption Fault Statistics 1, Reset Lambda Sensor Adaptation Values, reset lock sensors, Reset Magnetic Clutch Adaption, Reset Master Slave Assignment, Reset Max Value, Reset Maximum ECU Currents, Reset Maximum

ECU Temperatures, Reset Maximum Smart Actuator Currents, Reset Mileage And Adaption Counter, Reset Mileage Of Rough Road Detection, Reset Misfire Adaptation, Reset MOST Bus Break Counter, Reset Of Adaption Value Current Linearization, Reset Of Adaption Value EDL Closed, Reset Of Adaption Value EDL Open, Reset Of Adaption Values Gear Box, Reset Of Adaption Values Injector, Reset Of Adaption Values Oil Ageing, Reset of Adaption Values, Reset of Adjustment/Calibration Values, Reset Of All Adaptions, Reset Of All Air Condition Counters, Reset Of All Counters, Reset Of All Mode Counter, Reset of C0-Adaption Values, Reset Of CAN Message Alive Detection, Reset Of Central Signal Processing Adaption Values, Reset Of Clutch Pressure Adaption, Reset Of Combustion Chamber Pressure Sensor Adaption, Reset Of ECU In Delivery State Of Manufactor, Reset Of First Filling Status, Reset Of Hydraulic Pressur Sender 1 Offset, Reset Of Identification Data Collected On Lin Bus, Reset Of Injector Closing Time Adaption, Reset Of Preignition Counter, Reset Of Qsp Torque Display Adaption Values, Reset Of Raw Values Of Level Sensors In Rebounded Position, Reset Of Reductant System Adaption, Reset Of SCR Restriction Counter, Reset Of SCR Tank Level Sensing, Reset Of State Information, Reset Of Steering Support Adaption Values, Reset of Survey Counter, Reset of System Specific Adaption Values, Reset Of The Reversible Overcurrent Cutoff, Reset Of Tick Learner, Reset Of Tire Not Fixed Detection Adaption Values, Reset Of Zero Point Brake Pedal Position Sender, Reset Particulate Filter (b1) Adapt. Values, Reset Particulate Filter (b2) Adapt. Values, Reset Particulate Filter Adaption Values, Reset Plug-in Cycles of Charging Socket, Reset Pressure Reduction Logging Dates, Reset Rail Pressure Control Valve, Reset Rollover Trigger Counter, Reset SCR tank system adaptation, Reset Side Window Blind Normalisation Driver Rear, Reset Side Window Blind Normalisation Passenger Rear, Reset Speeding Value, Reset Standardization, Reset Start Inhibit Due To Lack Of AdBlue, Reset Start/Stop Counter, Reset Statistic Memory, Reset Stored Temperature Measured Values, Reset Temperature Model, Reset Timing Chain Adaption Values, Reset To As-Delivered Condition To Control Module Manufacturer, Reset To Basic Settings, Reset To Factory Setting, Reset To Factory Settings, Reset Total Clutch Adaption, Reset Turbocharger Adaption Values, Reset Wheel Calibration, Reset Window Regulator Adaption Driver Side Front, Reset Window Regulator Adaption Driver Side Rear, Reset Window Regulator Adaption Passenger Side Front, Reset Window Regulator Adaption Passenger Side Rear, Reset Window Regulator Normalisation Driver Side Front, Reset Window Regulator Normalisation Driver Side Rear, Reset Window Regulator Normalisation Passenger Side Front, Reset Window Regulator Normalisation Passenger Side Rear, Resetting Adaptation Variable Oil Pump, Resetting Crankshaft Sensor Wheel Adaptation Values, Resetting Misfire Adaptations, Resetting Of All Adaptation Values, Resetting Of Injector Adaptation Values, Resetting Of Learned Values Of Turbocharger, Resetting Of Oxygen Sensor Adaptation Values, Resetting Of Service-Interval Display, Response Delay To Close Rear Lid, Response Delay To Open Rear Lid, Rest Recommendation, Retract Display, Reversing Distance At Closing, Reversing Distance At Opening, Reversing Threshold Driver Side Front, Reversing Threshold Driver Side Rear, Reversing Threshold Passenger Side Front, Reversing Threshold Passenger Side Rear, Right Front Wheel/Height Calibration, Right/left-Hand Drive Configuration, Rka Reset Dynamic Data, RKA Simulation Mode, RLE Simulation Mode, Roller Test Stand Mode, Roll-Over Bars Deactivation, Roll-Over Bars Trigger Counter Reset, Rollover Protection Test, Roof Blind Go To Service Position, Roof Blind Normalisation, Roof Blind Reset Normalisation, Roof Crash Detection Speed Limit, Roof Roller Blind Basic Setting, Roof Shade Control Module Adaptation, Roof Shades Basic Setting, RPM Threshold Engine Running, RTM Request Cycle Time, Safe Con?rmation, Scan Error Time, Scan Procedure: Current Limiting On Under Voltage At Go Protoco, Scan Procedure: Cycle Convenience Coverage Limiting, Scan Procedure: Number Of Repeats, Scan Procedure: P Keyless Event Search Retries Pause, Scan Procedure: Timeout Authentication Result, Scan Procedure: Timeout Control, Scan Procedure: Timeout ID Transmitter Ready To Receive After L, Scan Procedure: Timeout LF Repetition, Scan Velocity Threshold, ScanProcedure: Timeout Entry Response, ScanProcedure: Timeout Response,

SCR Inducement Operating Hour Reset, SCR Metering Quantity Test Matching, Scr System Reset, Screen Wiper Motor: Adapting, SDARS Preactivated Subscription, Search Illumination Brightness, Seat Heating Power Stage 2 To 1 Reduct. Time, Seat Heating Power Stage 3 To 2 Reduct. Time, Seat Occupant Recognition Basic Setting, Seat Occupied Recognition Control Module Basic Setting, Seat Occupied Recognition Reset, Seat Occupied Recognition, Seatbelt Warning, Security Access (16) Adaptation (10) / Long Adaptation (0A), Security Access(16) Basic Settings (04), Security Version Number, Select Characteristics Curve, Selective (Single) Door Locking, Selector Lever Basic Setting, Selector Lever Position Sensor Calibration, Self Leveling Suspension Calibration to Determine Axle Load, Self-Levelling Suspension Activation, Self-Levelling Suspension Calibration Reset, Self-Levelling Suspension Calibration, Self-Levelling Suspension Deactivation Permanent, Self-Levelling Suspension Deactivation, Sensor Plausibility Enabling, Sensor Unit Zero Position Compensation, Sensor Wheel Adaptation, Erase Adaptation Values, Serial Tracing, Service Early Warning In Days, Service Early Warning Prediction, Service Key Clear Data, Service Light Reset, Service Menu, Service Mode Hybrid Drive, Service position, Service Range, Service Reminder, Service Reminder: Distance to Inspection "INSP 01", Service Reminder: Distance to Oil Service "OIL", Service Reminder: Max. Distance to Inspection "INSP 01", Service Reminder: Max. Distance to Oil Service "OIL", Service Reminder: Max. Time to Inspection "INSP 02", Service Reminder: Time to Inspection "INSP 02", Servo Pump Load Calibration, Set Actuator Volume, Set AdBlue Tank Level To "Full", Set Aging Counter, Set And Reset Parking Brake Motor Piston, Set Brake Application Signals, Set Clutch Mileage To Zero, Set Development Mode Minimum Speed Limitation, Set Function On Demand Product Data, Set Gearbox Mileage To Vehicle Mileage, Set Mapping For Injectors After ECU Replacement, Set Number 2 For Info Call, Set Number 2 For Service Call, Set Number For Info Call, Set Number For Service Call, Set Number Of Wheel Counting Impulse, Set Number Roaming For Info Call, Set Number Roaming For Service Call, Set Of Clutch Mileage To Value, Set Pay TMC, Set PLA WPCA Car Corr Factor Development, Set PLA WPCA Min Change Limit Development, Settime Trigger Entry Vehicle, Settime Trigger Exit Vehicle, Setting Center Chest Vents At Voice Control, Shock Absorber Damping Adjustment Valve Calibration, Short Average Ambient Threshold TSAA, Short Average Time Constant TCSAA, Showroom Effect, Shut Down AP, Shut Off Conditions, Shutdown Wait Time, SIA: Service Time SIA, SIA: Service Track SIA, SID Maximum Mileage To Next Oil Service, SID Maximum Time To Next Oil Service, Side Marker Lights, Side Window Blind Normalisation Driver Rear, Side Window Blind Normalisation Passenger Rear, Signal Position, SIM Card Reader Bluetooth Address, Single Gear Indicator Adjustment, Slide Show Frame Rate, Sliding Roof Basic Setting, Sliding Sunroof Basic Setting, Sliding Sunroof Go To Service Position, Sliding Sunroof Normalisation, Sliding Sunroof Reset Normalisation, SLWR Counter Left, SLWR Counter Right, SmAct Volume Adjustment, SMS Call Delay, SMS Phone Number 1, SMS Phone Number 2, Soft Stop Tolerance Zone, Softgab In, Softgab Out, Softgab Down, Soot Entry, Softgab Up, Speakers/Model, Special ID PQ25 Calibration, Specified Pressure Front Axle 1, Specified Pressure Front Axle 2, Specified Pressure Front Axle 3, Specified Pressure Line Selection At EOL, Specified Pressure Rear Axle 1, Specified Pressure Rear Axle 2, Specified Pressure Rear Axle 3, Specified Tire Pressure at Full Load (Front Axle), Specified Tire Pressure at Full Load (Rear Axle), Specified Tire Pressure at Partial Load (Front Axle), Specified Tire Pressure at Partial Load (Rear Axle), Speed Adaptation Of Coolant Pump, Speed Delta, Speed Limit For Destination Entry, Speed limit Maneuver Situation, Speed Shutoff Threshold Compressor Run In, Speed Threshold 1, Speed Threshold 2, Speed Threshold 3, Speed Threshold For "Car Is Driving", Speed Threshold For Destination Input, Speed Threshold For Driving Cycle Detection, Speed Threshold For Moving Vehicle Detection, Speed Threshold For Start Request Plausibility, Speed Threshold For Terminal 15 Emergency Shutoff, Speed Threshold, Speed Value For Testing Mode, Stall Current Measuring Mode Deactivation Distance, Standard Dimming Value ZAT, Start / Stop Restart Delay, Start Automatic Trans Fluid Pressure Accumulator Discharge, Start Automatic Transmission Fluid

Pressure Accumulator Charge, Start Brake Pad Replacement Mode, Start of Injection, Start Particle Desulfurization, Start Stop Voltage Limit, Start Up EOL Pressurized Gasoline Fuel Tank Refueling Condition, Start/Boot Screen Time (OFF/Cold Boot), Start/Boot Screen Time (Standby), Start/stop Function: Activate/deactivate Temporarily, Starting Conditions, Starting torque adjustment, Starting Torque Calibration, Starting Vibration Reduction Adjustment, Start-Up Coolant Circuits Filling, Start-Up Desulfurization In Standing Position, Start-Up EGR Cooler Rinsing, Start-Up Learning Of Measured Soot Mass, Start-Up Pressurized Gasoline Fuel Tank Isolation Valve Open, Start-Up Refrigerant Circuit Filling, Start-Up Refrigerant-And Coolant Circuits Filling, Start-Up Refueling Condition Pressurized Gasoline Tank, Start-Up Regen Of Particulate Filter In Standing Position, Start-Up Regeneration Diesel Particulate Filter During Drive, Start-Up Regeneration Of Particulate Filter During Drive, Startup Screen Sticker HMI, Start-Up Test Accumulator, Start-Up Test Brake Booster, Static Calibration Routine Overrun, Static Calibration Routine, Static Top Speed Limitation, Stationary DPF Regeneration, Statistic Phev Mileage, Steer To Center Position, Steering Angle Initialization, Steering Angle Sender - Reset Zero Point, Steering Angle Sender - Set Zero Point, Steering Angle Sensor Alignment, Steering Angle Sensor Basic Setting, Steering Angle Sensor Calibration, Steering Angle Sensor, Steering Assist Without Engine Running, Steering Assistance Level Adjustment, Steering Basic Setting, Steering Column Basic Setting, Steering Wheel Angle Correction For Steering Wheel Deviation Pr, Step Size For Final Control Test Close Rear Lid, Step Size For Final Control Test Open Rear Lid, STH Post Heating Time Duration, Stop Limit Of Potentiometers In Vents, Stop Routine Coolant Circuit Filling Flushing, Stop Routine Refrigerant Circuit Filling Flushing, Stop Value Of Potentiometers In Vents, Storing Air Recirculation Function After Terminal 15 Off, Street Light Brightness Threshold Highway TSLBH, Street Light Brightness Threshold Village TSLBV, Street Light Brightness Time Constant TCSLB, Streetlights Time Constant TCSL, Structure-Borne Noise Volume Adjustment, SuFK Developement Massage, Summary Reset After Replacement Of Reductant System Components, Sun Roof Basic Setting, Sun Shade Basic Setting, Sunroof Control Module/No Basic Setting, Sunroof Shade Control Module Basic Setting, Supplementary Heater: Adapting, Supplementary Heater: Reset Adaptation Values, Supplementary Heater: Reset Starter Interlock, Supplementary Heater: Test, Swap Function Activate, SWaP Function Crypt Data ID, SWaP Function Transfer Crypt Data, Swirl Flap Basic Setting (Bank 1), Swirl Flap Basic Setting (Bank 2), Swirl Flap Basic Setting, Switch-Off Delay (Low Beam), Switchover To The High Oil-Pressure Level, System Data Part 11 Rear, System Data Part 12 Rear, System Data Part 14 Rear, System Data Part 7, System Data Part 8, System Parameters Part 10 Rear, System Shut-off, System Test Turbo Charger Bypass Flap, T1 Normal Signal Break Time, T2 Scaling Signal Break Time, T2 Scaling Signal Rate, T2 Scaling Signal Start Up Time, T3 Handshaking Signal Break Time, T4 Error Signal Break Time, T4 Error Signal Number Of Tones, T4 Error Signal Rate, T5 ASD Activate Signal Number Of Tones, T5 ASD Active Signal Break Time, T5 ASD Active Signal Rate, Tail Light Dimming, Take Back Of The Reversible Crash Cutoff, Tank Characteristic (Additional Functions), Tank Characteristic (Dry Calibration), Tank Characteristic (Fuel Level Sensor 1), Tank Characteristic (Fuel Level Sensor 2), Tank Characteristic (Fuel Level Sensor), Tank Characteristic (Full Calibration), Tank Characteristic (Not Detectable Tank Volume), Tank Characteristic (Wet Calibration), Target Soc Production Mode, Teach Force Limitation, Telematics, Telephone Basic Volume Adjustment, Telephone Basic Volume, Telephone Handset Connect, Telephone Number Information Service, Telephone Number Roadside Assistance, Telephone Type, Temp Threshold Activate Climate Control, Temp Threshold Auxiliary Heater: Full Load After Partial Load, Temp Threshold Auxiliary Heater: Partial Load After Full Load, Temp Threshold Auxiliary Heater: Start After Control Pause, Temp Threshold Big To Med, Temp Threshold Big To Power, Temp Threshold Low To Control Pause, Temp Threshold Low To Med, Temp Threshold Med To Big, Temp Threshold Med To Low, Temp Threshold Power To Big, Temp Threshold Start Out Of Control Pause, Temp Threshold Start To Control Pause Or Heating Mode, Temperature Clamping After Evaporator, Temperature Compressor For Speed Increase,

Temperature Difference For Bypass Valve Opening, Temperature Reference, Temperature Threshold Auxiliary Heater: Control Pause, Temperature Threshold For Activation Of Auxiliary Heater, Temperature Threshold: Ambient Temperature, Temperature Threshold: Coolant Temperature, Terminal 61 Function Enabling, Terminal S Timeout, Test AdBlue metering valve spray pattern, Test Mode End Distance, Test Mode Trigger Time, Test Registration Period, Thermal Load, Throttle Body Alignment, Throttle Body Cross-Sectional Area Reset, Throttle Body, Throttle Valve Adaptation, Throttle Valve Adaption, Throttle Valve Basic Setting (bank 1), Throttle Valve Basic Setting (bank 2), Throttle Valve Basic Setting, Throttle Valve Control Module Adaptation, Throttle Valve Control Module Reset, Throttle Valve Control Unit Reset, Throttleposition Adaptation, Tilt Sensor Sensitivity, Time Bypass Valve Activated After Caster Finished, Time For Compressor At Terminal 15 On, Time For Neck Heating Power Reduction Level 2 To Level 1, Time For Neck Heating Power Reduction Level 3 To Level 2, Time For Opening Bypass In Control Pause, Time For Seat Heating Power Reduction In Highest Level, Time For Seat Heating Power Reduction Level 2 To Level 1, Time For Seat Heating Power Reduction Level 3 To Level 2, Time Frame VIP Kick Forecast, Time HMI Buttons Off, Time HMI Symbols Off, Time Sensor Power Off Group 2, Time Setup (Hour), Time Setup (Minute), Time Since Inspection, Time since Service, Time To Drive Cycle Detection, Time To Ignore Ignition Trigger, Time To ZAT Open Circuit Detection, Time To ZAT Short Circuit Fault Detection, Time Window For Opening Further Than Programmed Interstop, Time ZAT Actuation Detection, Time ZAT Lock After Emergency Shutoff, Time ZAT Lock After Normal Shutoff, Time, Time, Hour, Time, Minute, Timeframe Request Immobilizer Terminal Approval, Timeout Convenience Coverage Limiting, Timeout Trigger Terminal Deactivation Central Locking, Timer Sporadic MOST Open Circuit, Timing Chain Lengthening Reset After Replacing Chain, Tiptronic Steering Wheel Button Adjustment, Tire Circumference, Tire Diameter, Tire Pressure Adaptation, Tire Pressure Control Monitoring, Tire Pressure Monitoring System (Tpms) Reset, Tire Pressure Monitoring System Configuration, Toggle Offtime Other Door Handle, Toggle Offtime Same Door Handle, Tolerance Band Of Basic Adjustment Flap End Stops, Tolerance Band Of Flap End Stops, Tolerance Compressor Speed In Compressor Inlet, Tolerance Compressor Speed In Normal Service, Tolerance Range For Flap End Stops, Tolerance Time For Compressor Speed Variance, Tone Pitch Of Acoustic Warning, Top Speed Configuration, Torque Limitation, Torque Steer Compensation (TSC), Torque Test, Total Consumption, Touch Zoom Level Double Tap In, Touch Zoom Level Double Tap Out, Touchpad Illumination Test, Tourist Solution, TPM Individual Specified Pressure Adjustment, Tracking Assistant Activation Request, Tracking Assistant Check Contract Duration, Tracking Assistant Program Driver Cards, Tracking Assistant Self Test, Tracking Assistant Send Test Message, Trailer Stabilization Enabling, Trailer Stabilization, Transfer Configuration, Transmission Adaptation Basic Setting 1, Transmission Adaptation Basic Setting 2, Transmission Adaptation Basic Setting 3, Transmission Grade (Front Window), Transmission Housing Serial Number, Transmission Oil Level Test, Transmission Rapid Adaption, Transmission Ratio Engine Air Conditioner Compressor, Transmission Ratio Of AC Compressor, Transmission Ration Engine Air Conditioner Compressor, Transmission Setting Adaption, Transmission Type, Transport Mode Deactivation Distance, Transport/Service Mode, Transportation Mode, Travel/Tourist Mode, Trigger CAN Speed, Turbo Charger Boost Control Reset, Turbo Charger Boost Control Solenoid Adaptation, Turbocharger Basic Setting, Turbocharger Offset Correction, Turn Signal Dimming, Turn Signals in Side Rear View Mirror, Tyre Pressure Sensor Adaptation, Undervoltage Heater Turn-Off, Universal Preparation For Mobile Telephone, Unlearning Calibration Of Luggage Compartment Cover, Unlock Actuator System, Unlock Blink, Unlock Horn, Unlocking Confirmation (Key Switch), Unlocking Confirmation (Remote Control), Unlocking With Key Switch Optical Feedback, Unlocking With Remote Control Opt. Feedback, Unrestricted Addressing Of Actuator Motors, Uphill Assist Gradient Threshold, Upper Limit Of Air Regulation Downstream Of Evaporator, Upper Locking Range, Upper Stop Maximum Value, Upper Stop Minimum Value, User Profile Name Customer Paid Connection, User Profile

Name, User Profile Password, V Limit KL30 Disconnect, Vacuum Level / Hydraulic Brake Booster (HBO/HBV), Vacuum Pump For Brake System, Vacuum Pump Test (Short Trip), Variant Encoding, Variants Reduction, Vehicle Equipment Code And Production Number Combination, Vehicle Excess Length, Vehicle Excess Width, Vehicle Health Report, Vehicle Height Learning, Vehicle Identification Number Programming, Vehicle Identification Number Provisional, Vehicle Identification Number, Vehicle Length Adjustment, Vehicle Mileage Challenge Adaptation, Vehicle Not Cooling, Vehicle Not Heating, Vehicle Road Curb Distance, Vehicle Speed Threshold (TV-Function), Vehicle Speed Threshold, Vehicle Width Adjustment, Velocity Of Massage, Velocity Stage 1 Of Massage, Velocity Stage 2 Of Massage, Velocity Stage 3 Of Massage, Velocity Stage 4 Of Massage, Velocity Stage 5 Of Massage, Vent ESP Hydraulic System, Verify Variant Encoding, VIC Parameters, Village Detect Highway Speed Threshold, Visual Comfort Operating/Closing Confirmation, Visual Display Adjustment, Visual Feedback When Locking/Unlocking, Visual Locking Confirmation, Voice Output Basic Volume Adjustment, Voice Output Basic Volume, Voice Output External Emergency Speaker, Voltage Monitoring: Overvoltage Delta, Voltage Monitoring: Overvoltage For KESSY ECU, Voltage Monitoring: Overvoltage For Keyless Go, Voltage Monitoring: Overvoltage Jumpstart 2 Delta, Voltage Monitoring: Undervoltage Delta, Voltage Monitoring: Undervoltage For KESSY ECU, Voltage Monitoring: Undervoltage For Keyless Go, Voltage Monitoring: Undervoltage Jumpstart 1 Delta, Volume Of Fuel Tank, Volume Offset, Volume Output, Volume with Convertible Top Open, VOS Parameters, VW Common Application Data Identifier, VW ECU Hardware Version Number, Wake Up Monitor Reset History Data, Wake Up Monitor Reset Of Adaptions, Warning Lamp Enabling, Warning Lamp Test, Weapons Box Adaption, Wheel / Tire Description, Wheel Alignment, Wheel Base, Wheel Circumference Adjustment, Wheel Circumference, Wheel Impulse, Wheel Set Selection, Wheel Torque Limitation, Wheel/Height Calibration Confirmation, Wind Deflector Denormalisation, Wind Deflector Normalisation, Wind Deflector Original Position, Wind Deflector Service Position, Window Condensation Parameter For Start/Stop Function, Window Regulator Adaption Driver Side Front, Window Regulator Adaption Driver Side Rear, Window Regulator Adaption Passenger Side Front, Window Regulator Adaption Passenger Side Rear, Window Regulator VW Settings Driver Side Rear, Window Regulator VW Settings Passenger Side Rear, Wiper Angle Interval Position Adaptation, Wiper Angle Lower Turning Point Adaptation, Wiper Angle Park Position 1 Adaptation, Wiper Angle Park Position 2, Wiper Angle Service Position Adaptation, Wiper Angle Upper Turning Point Adaptation, Wiper Error Mask Mitsuba Development, Wiper Motor Control Unit Data Set 2, Wiper Motor Control Unit Data Set 3, Wiper Motor Control Unit Data Set 4, Wiper Motor Control Unit Data Set, Wiper Setup, WIV: Distance From Inspection, WIV: Max Value Km Mileage / Inspection, WIV: Max Value Of Time Between Inspections, WIV: Min Value Of The Time Between The Inspections, WIV: Min. Km Driving Performance / Inspection, WIV: Russian Entry, WIV: Thermal Load, WIV: Time From Inspection, WIV: Total Consumption, WLAN Default Channel, WLAN Dynamic Host Configuration Range, Write Configuration, Write Gateway Control Unit Configuration, Write Injector Codes, Write Key Content, Yaw Rate Sensor Detection, ZAT Clamp 58xt Signal Factor, ZAT Clamp 58xt Signal Offset, ZAT First Case Time High Low State, ZAT First Rise Time Low High State, ZAT Init Value, ZAT Motor Signal Timer 1, ZAT Motor Signal Timer 2, ZAT Nominal Voltage, ZAT Post Carriage During Clamp 15 Off, ZAT Pwm Offset 1 Lower Limit, ZAT Pwm Offset 2 Lower Limit, ZAT Pwm Peak1 Upper Limit, ZAT Pwm Peak2 Upper Limit, ZAT Second Case Time High Low State

3080 new Actuation type special tests:

1000W PTC Auxiliary Air Heater, 3rd Brake Light, 5th Camera Activation Request Control Value 1, A/C Clutch Relay Control Circuit, A/C Compressor Engagement, A/C Compressor Magnetic Coupling, A/C Compressor Regulator Valve, A/C Compressor, ABS Motor, ABS Return Flow Pump Control Value On OFF, ABS Return Flow Pump VW Local Control State, AC Compressor Control Valve, Ac/heat Output Test, Acc Button Led, Acc. Ped. Press. Point Generation, Accelerator Ped

Mod Actuator Functional Chk VW Com Ctrl State, Access Setup Tool Test Control Value, Accumulator Activation Test Control Value Moving Volume, Accumulator Activation Test Control Value Piston Speed, Accumulator Activation Test Control Value Smart Actuator Speed, Acoustic Check Of Loudspeaker Channel 1 Test, Acoustic Check Of Loudspeaker Channel 10 Test, Acoustic Check Of Loudspeaker Channel 11 Test, Acoustic Check Of Loudspeaker Channel 12 Test, Acoustic Check Of Loudspeaker Channel 13 Test, Acoustic Check Of Loudspeaker Channel 14 Test, Acoustic Check Of Loudspeaker Channel 15 Test, Acoustic Check Of Loudspeaker Channel 16 Test, Acoustic Check Of Loudspeaker Channel 17 Test, Acoustic Check Of Loudspeaker Channel 18 Test, Acoustic Check Of Loudspeaker Channel 19 Test, Acoustic Check Of Loudspeaker Channel 2 Test, Acoustic Check Of Loudspeaker Channel 20 Test, Acoustic Check Of Loudspeaker Channel 21 Test, Acoustic Check Of Loudspeaker Channel 22 Test, Acoustic Check Of Loudspeaker Channel 23 Test, Acoustic Check Of Loudspeaker Channel 24 Test, Acoustic Check Of Loudspeaker Channel 3 Test, Acoustic Check Of Loudspeaker Channel 4 Test, Acoustic Check Of Loudspeaker Channel 5 Test, Acoustic Check Of Loudspeaker Channel 6 Test, Acoustic Check Of Loudspeaker Channel 7 Test, Acoustic Check Of Loudspeaker Channel 8 Test, Acoustic Check Of Loudspeaker Channel 9 Test, Acoustic feedback buzzer - Chime, Acoustic feedback Chime, Acoustic feedback of the turn signal, Acoustic Gong, Acoustic Signal Sensor, Acoustic Test Signal, Acoustics, Act St Vent Rr Lt Tst Ctrl Val Rr Lt St Bkrst Fan 1, Act St Vent Rr Lt Tst Ctrl Val Rr Lt St Cushion Fan 1, Act St Vent Rr Rt Tst Ctrl Val Rr Rt St Bkrst Fan 1, Act St Vent Rr Rt Tst Ctrl Val Rr Rt St Cushion Fan 1, Act Tst Precrash ICM Disp Text Ctrl ICM Disp Text, Act Tst Precrash Pretens Ctrl Tensioning Char, Act Tst Precrash Veh Conditioning Ctrl Veh Conditioning, Activate Anti-Theft Alarm, Activate Component Protection, Activate ESP System/Function Test, Activate LEDs, Activated Charcoal Filter Shutoff Valve VW Common Control State, Activated Charcoal Filter Shutoff Valve, Activation Emergency Brake, Activation Jerky Braking Movement, Activation Of Anti Theft Alarm System Control Value, Activation Of Parking Spot Search Park Assist Control Value, Active Headrest Control Onoff, Actuate Charging Connection 1, Actuate Charging Connection 2, Actuate Vehicle Front Left Control Value Onoff, Actuate Vehicle Front Right Control Value Onoff, Actuate Vehicle Rear Left Control Value, Actuate Vehicle Rear Right Control Value Onoff, Actuation Ifl Valve, Actuation Ifr Valve, Actuation Lpf1 Valve, Actuation Lpf2 Valve, Actuation Mci1 Valve, Actuation Mci2 Valve, Actuation Ofl Valve, Actuation Ofr Valve, Actuation Pump, Actuation Rl Emb (2), Actuation Rl Emb, Actuation Rr Emb (2), Actuation Rr Emb, Actuation Vacuum Pump1, Actuation Vacuum Pump2, Actuator 1 For engine noise generation Control Value, Actuator 1 For Engine Sound Generation VW Common Control State, Actuator 1 For Engine Sound Generation, Actuator For Camshaft Adjustment Actuator, Actuator For Camshaft Adjustment Position, Actuator For Structure-Borne Sound Control Value, Actuator For Structure-Borne Sound VW Common Control State, Actuator For Structure-Borne Sound, Actuator For Valve Lift Adjustment Inlet VW Common Ctrl State, Actuator For Vlv Lift Adjustment Inlet Bank 2 VW Com Ctrl State, Actuator Structure-Borne Noise, Actuator Test Crash Intensity 1, Actuator Test Crash Intensity 2, Actuator Test Crash Intensity 3, Actuator Test Crashsignal Control Crash Direction, Actuator Test Crashsignal Control Crash Intensity, Actuator Test Crashsignal Control Onoff, Actuator Test Highvoltage Disable Control Highvoltage Disable, Actuator Test Highvoltage Disable Control Onoff, Actuator Test Highvoltage Disable, Actuator Test LED Bar Control Value Frequency, Actuator Test Precrash ICM Display Text Control Onoff, Actuator Test Precrash ICM Display Text, Actuator Test Precrash Pretensioner Control Onoff, Actuator Test Precrash Pretensioner Control Side, Actuator Test Precrash Vehicle Conditioning Control Onoff, Actuator Test Precrash Vehicle Conditioning, Actuator Test USM Control Crash Severity, Actuator Test USM Control Onoff, Actuator Test USM Crash Type Front Driver, Actuator Test USM Crash Type Front Passenger, Actuator Test USM Crash Type Pedestrian Protection, Actuator Test USM Crash Type Rear Driver, Actuator Test USM Crash Type Rear Passenger, Actuator Test USM Crash Type Rollover, Actuator Test USM Crash Type Side Driver, Actuator Test USM Crash Type Side Passenger, Actuatoric Test Actuationtime,

Actuatoric Test Control Value Actuationtime, Actuatoric Test Control Value Delaytime, Actuatoric Test Delaytime, Adblue 4/2-Way Valve, Adblue Circuit Leak Test, Adblue Delivery Module Heating, AdBlue Delivery Pump, AdBlue Dosing Valve, Adblue Pump/pipe Heating, Adblue Return Delivery, Adblue Switching Valve, Adblue Tank Heating 1 Actuation, Adblue Tank Heating 2 Actuation, Adblue Tank Heating, Add Highbeam Test Controlstate Data 2, Addit. Cooling Medium Pump Relay, Additional Air Heating Control Value On Off, Additional Air Heating Input Output Control Parameter, Additional Air Heating VW Common Control State, Additional Air Heating, Additional Heater Activation Test Control Value, Additional Heater Activation Test Input Output Ctrl Parameter, Additional Hydraulic Pump For Gearbox Control Value, Additional Hydraulic Pump For Gearbox, Additional Interior Light Test Control Value Can Signal, Additional Interior Light Test Control Value Indication Light, Additional Interior Light Test Control Value Interior Light, Additional Light Functions Test Control Value, Additional Main Beam Test Control Value, Additional Turn Signal Test Control Value Left, Additional Turn Signal Test Control Value Right, Adjust Mirror Inward, Adjustable Rear Spoiler Indicator Light Test Control Value, Adopt.of Unfiltered Ambient Temp., Aerial Entry And Strt Authorisation Lt Diag Ctrl Val, Aerial Entry And Strt Authorisation Rt Diag Ctrl Val, Aerial For Entry And Start Authorisation Left Diag Ctrl Value, Aerial For Entry And Start Authorisation Right Diag Ctrl Value, AGW Test Control Value Blink Frequency, AGW test control value suppression icon combi, Air Cond Perfomance Tst Fr And Rr VW Com Ctrl St, Air Condit. Compressor Actuation, Air Condition Compressor Activation Control Value On Off, Air Condition Compressor Activation Input Output Ctrl Parameter, Air Condition Compressor Activation Setpoint, Air Condition Compressor Activation VW Common Control State, Air Condition Compressor Activation, Air Conditioner Compressor Regulating Valve Test Control Value, Air Conditioner Performance Test Control Value On Off, Air Conditioner Performance Test Input Output Control Parameter, Air Conditioner Performance Test VW Common Control State, Air Conditioner Performance Test, Air Dist Flap Front Ctrl Motor Input Output Control Parameter, Air Distribution Flap Front Control Motor Footwell Setpoint, Air Distribution Flap Front Control Motor Setpoint, Air Distribution Flap Rear Control Motor Control Value On Off, Air Distribution Flap Rear Control Motor Setpoint, Air Distribution Front Control Motor Control Value On Off, Air Distribution Front Control Motor Setpoint, Air Filter Flap Bank 2 VW Common Control State, Air Filter Flap VW Common Control State, Air Filter Flap, Air Flap Actuator, Air Flap Range/Tolerance Limits, Air Flow Flap Control Motor, Air Flow Flap Positioning Motor Control Value On Off, Air Flow Flap, Air Recirculation Flap Control Motor, Air Recirculation Flap Positioning Mot VW Com Ctrl St, Air Recirculation Flap Positioning Motor Control Value On Off, Air Recirculation Flap Positioning Motor Setpoint, Air Spr Additional Vol Vlv 1 Actuation Tst Ctrl Val Onoff, Air Spr Additional Vol Vlv 2 Actuation Tst Ctrl Val Onoff, Air Spr Additional Vol Vlv 3 Actuation Tst Ctrl Val Onoff, Air Spr Additional Vol Vlv 4 Actuation Tst Ctrl Val Onoff, Air Supplementary Heating, Air Suspension Compressor Relay, Air Suspension Valve Front Left, Air Suspension Valve Front Right, Air Suspension Valve Rear Left, Air Suspension Valve Rear Right, Air Valve Secondary, Airbag Crash Signal Rest Of World, Airbag Indicator Light Off, Airflow Vlv Ctrl Hyb Batterie Airflow Vlv Tar Pos, Alarm Horn Test Control Value, Alarm Horn, All Lights Rear Left Control Value, All Lights Rear Middle Control Value, All Lights Rear Right Control Value, All Radiator Cooling Fans VW Common Control State, All Radiator Cooling Fans, All Wheel Check Control Value Open Close, Alternator Shut Off VW Common Control State, Alternator Test 15.0 V, Alternator: Functional Test, Ambient Illumination Test Control Value Channel 1, Ambient Illumination Test Control Value Channel 2, Ambient Illumination Test Control Value Channel 3, Ambient Illumination Test Control Value Channel 4, Ambient Illumination Test Control Value Channel 5, Ambient Illumination Test Control Value Start Parameter, Ambient Illumination Test Control Value, Ambient Light Door Driver Side Front: Contour Lighting, Ambient Light Door Driver Side Rear: Contour Lighting, Ambient Light Door Passenger Side Front: Contour Lighting, Ambient Light Door Passenger Side Rear: Contour Lighting, Ambient Lighting Channel 1 Test Control Value, Ambient Lighting Of Center Console Test Control Value, Ambient Lighting Of Cup Holder Test

Control Value, Ambient Lighting Power Supply Test Control Value, Ambient Lighting Rear Channel 1 Test Control Value, Ambient Lighting Roof Channel 1 Test Control Value, Ambient Lighting: Channel 1, Analog Clock Test, Analog Clock, Analog display for fuel supply, Analog Display For Rotational Speed, Analog Display For Speed, Analog Indicators, Analog Instruments, Analog Signal Muting, Analogue display for coolant temperature VW Com Ctrl St, Analogue display For speed, Ancillary Coolant Pump, Antenna Pow Adjustment Loop Test VW Common Ctrl State Sig Path, Antenna Power Adjustment Loop Test VW Common Control State 1, Antenna Power Adjustment Loop Test VW Common Control State 2, Anti Dazzle Interior Mirror Indicator Lamp Control Value On Off, Anti-Theft Alarm Siren/horn, Anti-Theft Device, Antn Pow Adjustment Loop Test VW Common Ctrl State Trans Power, Anzeigetest Sitzheizungsstufe Hinten LED-Anzeige Sitzheizung Hi, Apply Brake Pads Control State, Apply Brake Pads Control Value On Off, Apply Brakes Control State, Apply Brakes Control Value On Off, Approach Brake Pads Control State, Approach Brake Pads Control Value On Off, arial at bumper for access and start authority-activate, arial at luggage space for access and start authority-activate, arial driver side for access and start authority-activate, arial passenger side for access and start authority-activate, ariel 1 in cabin room for access and state authority-activate, ariel 2 in cabin room for access and state authority-activate, Arrange Seat Control Value Backrest Inclination Adjustment, Arrange Seat Control Value Belt Height Adjustment, Arrange Seat Control Value Headrest Height Adjustment, Arrange Seat Control Value Headrest Longitudinal Adjustment, Arrange Seat Control Value Lumbar Support Height Adjustment, Arrange Seat Control Value Seat Depth Adjustment, Arrange Seat Control Value Seat Height Adjustment, Arrange Seat Control Value Seat Inclination Adjustment, Arrange Seat Control Value Seat Longitudinal Adjustment, Arrange Seat Control Value Upper Backrest Adjustment, Arrange Seat Control Value, Arrange St Ctrl Val Lumbar Support Lngitdnl Adj, ASR/ESP Control Lamp, Assembly Mountings Actuators, ASTA Sensor Function Test Control Value, Audio Channel Test Left, Audio Channel Test Right, Audio Loop Back, Audio Mute By CAN, Audio Mute By Wire, Auto-Hold Function Lamp (Activation), Auto-Hold Indicator Lamp, Auto-Lock/Unlock for Rear Lid, Automatic Activation Of All Control Motors Control Value On Off, Automatic Calibration Headlamp Test Mode Control Value, Automatic Day Night Exterior Mirror Test Control Value, Aux Pump, Aux.coolant Pump High-Temp. Circ., Aux.coolant Pump Low-Temp.circuit, Auxiliary Air Heating Controlled Test Control Value On Off, Auxiliary Air Heating Test Control Value, Auxiliary Coolant Pump For Turbocharger VW Common Control State, Auxiliary Coolant Pump Relay, Auxiliary Fuel Pump Relay, Auxiliary Heater Fuel Supply, Auxiliary Heater Heater Element, Axle Differential Lock Check Control Value Open Close, Backlash Cmpstn Reversal Actuation Act Tst Ctrl Val, Backlight 1 Control Value, Backlight 2 Control Value, Backlight Control Value Backlightonoff, Backlight Control Value, Backrest Adjustment Left Locking Pawl Motor Test Control Value, Backrest Adjustment Right Locking Pawl Motor Test Control Value, Backrest Adjustment, Backrest Heating Fond Left Control Value On Off, Backrest Heating Fond Right Control Value On Off, Backrest Inclination Adjustment Test Control Value, Backrest Inclination Adjustment Test Direction Of Movement, Backrest Left Inclination Adjustment Test Control Value, Backrest Right Inclination Adjustment Test Control Value, Back-Up Lights Left, Back-Up Lights Right, Back-Up Lights, Balacing Mode Cell 1 Balancing, Balacing Mode Cell 2 Balancing, Balacing Mode Cell 3 Balancing, Balacing Mode Cell 4 Balancing, Bank 1 Camshaft A (Intake) Position Actuator, Bass Speaker Front Left Control Value, Bass Speaker Front Left, Bass Speaker Front Right Control Value, Bass Speaker Front Right, Bass Speaker Front, Bass Speaker Rear Left Control Value, Bass Speaker Rear Right Control Value, Battery Capacity Display Test, Battery Charging Button Indicator Light Control Value, Battery Charging Button Indicator Light, Battery Disconnecting Relay Test Control Value, Belt Comfort Fit Actuator, Belt Feeding Device Test Control Value, Belt Height Adjustment Test Control Value, Belt Indicator Lamp, Bkrst Adj 2 Lt Lck Pawl Mot Tst Ctrl Val, Bkrst Adj 2 Rt Lck Pawl Mot Tst Ctrl Val, Blinker Rear Left, Blinker Rear Right, Blinkers Bulb Front Left, Blinkers Bulb Front Right, Blinkers, Blower Activation Control Value

On Off, Blower Activation Input Output Control Parameter, Blower Activation Setpoint, Blower Activation tension, Blower Front Intervallbetrieb, Blower Front Setpoint, Blower Rear Intervallbetrieb, Blower Rear Setpoint, Bluetooth Connection Last Device, Bluetooth Paging, Bluetooth, Boost Pressure Actuator 1, Boost Pressure Actuator 2, Boost Pressure Actuator, Boost Pressure Control Solenoid Valve, Boost Pressure, Brake Activation Test Control Value Control Input Rod Distance, Brake Activation Test Control Value Input Rod Speed, Brake Activation Test Control Value Speed ??Input Rod, Brake Activation Test Control Value, Brake Booster Relay Vacuum Pump VW Common Control State, Brake Booster Relay Vacuum Pump, Brake Booster Vacuum Pump, Brake Indicator Lamp, Brake Light By ECD Brake Light By ECD, Brake Light By Ecd Control State, Brake Light By ECD Control Value On OFF, Brake Light By ECD IO Control Option Brake Light By ECD, Brake Light By ECD VW Local Control State, Brake Light By ECD, Brake Light Left Test Control Value, Brake Light Left, Brake Light Right Test Control Value, Brake Light Right, Brake Light Test Control Value, Brake Light, Brake Lights, Brake Pedal Appliance Control Value BLS-Control, Brake Pedal Appliance Control Value Brake Light Activation, Brake Pedal Appliance Control Value PAR Control, Brake Pedal Appliance Control Value PAR-Control, Brake System Warning Lamp Brake System Warning Lamp, Brake System Warning Lamp, Brake Wear Indicator Lamp, Break Recommendation Indication Test Control Value, Break Recommendation Indication Test, Brightness Display Test Control Value, Bumper Light Rear Left, Bumper Light Rear Right, Button Automated Driving Lighting Test Control Value, Button Indicator Light Test Control Value Indicator Lights, Button Indicator Light Test Control Value Kontrollleuchten, Button Indicator Light Test Control Value Start Parameter, Button Indicator Light Test Control Value, Button Indicator Light Test Indicator Lights, Button Lighting, Buzz Test Control Value, Buzz Test, Bypass Valve Electric Machine VW Common Control State, Bypass Valve For Electric Supercharger VW Common Control State, cabin room scan keyminder, cabin room scan transponder id request, Cabin Room Scan Keyminder Control Cyclic On Off Time, Cabin Room Scan Keyminder Timeparameter, Cabin Room Scan Transponder Id Request Timeparameter, Cabn Room Scan Trans ID Req Ctrl Cyclic On Off Time, Cabriolet Windbreak Motor Test Control Value On Off, Camera Heating Control Value, Camera Shutter, Camshaft Adjustment, Camshaft Pos Actuator Exhaust 1, Camshaft Pos Actuator Exhaust 2, Camshaft Pos Actuator Intake 2, Camshaft Position Actuator Exhaust 1 VW Common Control State, Camshaft Position Actuator Exhaust 1, Camshaft Position Actuator Exhaust 2 VW Common Control State, Camshaft Position Actuator Exhaust 2, Camshaft Position Actuator Intake 1 VW Common Control State, Camshaft Position Actuator Intake 1, Camshaft Position Actuator Intake 2 VW Common Control State, Camshaft Position Actuator Intake 2, Can Signal Muting, CAN-Powertrain: Sleep Acknowledge Bit (Terminal 15 OFF), CD ROM Drive Quick Test Control Value, CD/DVD Ejection, Ceiling Light Mod Int And Read Lights Tst Ctrl Val, Ceiling Light Module Int And Reading Lights Test Ctrl Value, Cell Balacing Control Cell 1 Balancing, Cell Balacing Control Cell 2 Balancing, Cell Balacing Control Cell 3 Balancing, Cell Balacing Control Cell 4 Balancing, Cen Lck Rr Ctrl Tst Ctrl Val Cen Lck Rr Lt, Cen Lck Rr Ctrl Tst Ctrl Val Cen Lck Rr Rt, Cen Lck Rr Ctrl Tst Ctrl Val Rr Lck Ctrl, Center Midrange/Treble Speaker, Center Speaker Control Value, Center Speaker, Central Flap Control Motor, Central Flap Positioning Motor, Central Locking Aerial Diagnosis Control Value, Central Locking Front Control Actuation Time, Central Locking Front Control Start Parameter, Central Locking Indicator Lamp, Central Locking Indicator Light Test Control Value, Central Locking Motors, Central Locking Rear Control Actuation Time, Central Locking Rear Control Start Parameter, Central Locking Rear Control Test Control Value Front Left, Central Locking Rear Control Test Control Value Front Right, Central Locking Rear Control Test Control Value Side Selection, Central Locking Rear Control Test Control Value Start Parameter, Central Locking Rear Control Test Sliding Door Driver Side, Central Locking Rear Control Test Sliding Door Passenger Side, Central Locking Rear Lid Lock Unit Test Sequence Control Value, Central Locking Sliding Door Test Control Value Start Parameter, Central Locking Sliding Door Test Sliding Door Driver

Side, Central Locking Sliding Door Test Sliding Door Passenger Side, Central Locking System Locking Unit, Rear Lid, Central Locking System: Close, Central Locking System: Open, Central Locking Test Control Value, Central Locking Unlock Doors Control Value, Central Locking: Lock, Central Locking: Remote Control, Central Locking: Unlock, Central Vents Control Motor, Centre Left Vent Positioning Motor Control Value On Off, Centre Right Vent Positioning Motor Control Value On Off, Centre Vent Positioning Motor Control Value On Off, Charge Air Cooler Coolant Pump, Charge Air Cooler Flap VW Common Control State, Charge Flap Lock A Control Value Connector Locking, Charge Flap Lock A Control Value Flap Locking, Charge Flap Lock B Control Value Connector Locking, Charge Indicator Lamp 1, Charge Indicator Lamp 2, Charge Motion Valve 1 VW Common Control State, Charge Motion Valve 1, Charge Motion Valve 2 VW Common Control State, Charge Motion Valve 2, Charge Motion Valve VW Common Control State, Charge Motion Valve, Charge-Air Cooler Clnt. Mix.valve, Charging Coil Overvoltage Protection Control Value, Charging Con A Ind Lights Tst Ctrl Val Con Lck, Charging Con A Ind Lights Tst VW Com Ctrl St, Charging Con A Lck Tst Ctrl Val Con Lck, Charging Con B Ind Lights Tst Ctrl Val Con Lck, Charging Con B Ind Lights Tst VW Com Ctrl St, Charging Con B Lck Tst Ctrl Val Con Lck, Charging Connector A Ind Lights Test Ctrl Val Connector Locking, Charging Connector A Indicator Lights Test Control Value LED, Charging Connector A Locking Test Ctrl Value Connector Locking, Charging Connector A Locking Test, Charging Connector B Ind Lights Test Ctrl Val Connector Locking, Charging Connector B Indicator Lights Test Control Value LED, Charging Connector B Locking Test Ctrl Value Connector Locking, Charging Connector B Locking Test, Charging Cur DC DC Converter Ctrl Val Set Charging Cur DCDC, Check DPF Ash Load, Check Link With Server, Child Lock Indicator Light Left, Child Lock Indicator Light Right, Child Safety Lock, Childproof Lock Test Control Value, Childproof Lock, Circulation Pump, Clearance For External Update Process Test Control Value, Close Luggage Compartment Cover Control Value, Close Rear Lid Control Value, Close Sliding Roof Signal, Close Sun Blind, Close Sunroof, Close The Rear Lid, Close Windows and Roof Signal, Closed Circuit Relay, Clutch 2 For All Wheel Drive, Clutch Actuator Value, Clutch Valve 2 For Four-Wheel Drive, Clutch Valve For Four-Wheel Drive, CNG Tank Shutoff Valve 1 VW Common Control State, CNG Tank Shutoff Valve 1, CNG Tank Shutoff Valve 2 VW Common Control State, CNG Tank Shutoff Valve 2, CNG Tank Shutoff Valve 3 VW Common Control State, CNG Tank Shutoff Valve 3, CNG Tank Shutoff Valve 4 VW Common Control State, CNG Tank Shutoff Valve 4, CNG Tank Shutoff Valve VW Common Control State 3, Cold Air Flap Control Motor Front, Cold Start Injector VW Common Control State, Combustion Air Blower, Combustion Blower Test Control Value On Off, Combustion-Air Blower, Comfort Closing, Comfort Opening, Comp For Multi Contour St Psgr Sd Actuation Tst Ctrl Value, Comp Multi Contour St Dr Sd Actuation Tst Ctrl Val, Comp Multi Contour St Pass Sd Actuation Tst Ctrl Val, Compass Control Value On Off, Compass Control Value, Compass Display, Complete Test Of ECU Valves And Pump Motor Control Value On OFF, Compression Test, Compressor (driver Side Multi-Contour Seat), Compressor (passenger Side Multi-Contour Seat), Compressor Air Recirculation Valve VW Common Control State, Compressor Circulation Bypass Valve VW Common Control State, Compressor Control Flap, Compressor For Multi Contour St Dr Sd Actuation Test Ctrl Value, Compressor Level Control Relay, Compressor Run-In/Cooling Check, Cont Sensrs Extrior Dor Handl Diag Ctrl Val, Contact Sensors For Exterior Door Handle Diagnosis Ctrl Value, Contour Lighting Of Dashboard Test Control Value, Contour Lighting Of Multimedia System Op Unit Test Ctrl Value, Contour Lightng Multimedia Sys Op Tst Ctrl Val, Control for two-wheel and handbrake VW Com Ctrl St, Control Head Function Lamp (Activation), Control KL 30G Control Value, Control Lamp Button Load Profile, Control lamp For belt warning, Control lamp for brake pad, Control lamp For dual-circuit and handbrake system, Control lamp for fuel reserve, Control lamp for oil level, Control lamp for oil pressure, Control lamp for overheating, Control lamp For parking brake, Control lamp for pre-glow time, Control lamp for wash water shortage, Control Line For Dynamic Flashing Light Test Control Value, Control Module Cooling Fan, Control Motor For Air Dist Rear

Left Test Ctrl Value On Off, Control Motor For Air Dist Rear Right Test Ctrl Value On Off, Control Motors For Design Covers Test Control Value, Control Position Confirmation, Control Position Front Left, Control Position Front Right, Control Position Rear Left, Control Position Rear Right, Control Supply Voltage Vip, Control Unit Cooling Fan Control Value On Off, Control Unit For Fragrancing System Test Control Value, Control Valve Coolant Pump VW Common Control State, Control Valve Rear Axle Control Value On OFF, Control Wheel Pressure Wheel Pressure, Control Wheel Pressure Wheel, Convenience And Dr Assist Op Unit 2 Lvl Ind Lmp Test Ctrl Value, Convenience And Dr Asst Op 2 Lvl Ind Lmp Tst Ctrl Val, Convertible Roof Actuation Motor 2 Test Control Value On Off, Convertible Roof Box Lid Lock Motor Control Value On Off, Convertible Roof Box Lid Lock Motor, Convertible Roof Close Control Value On Off, Convertible Roof Flap Motor Control Value On Off, Convertible Roof Lock Motor Control Value On Off, Convertible Roof Lock Motor, Convertible Roof Motor Test Control Value On Off, Convertible Roof Open Control Value On Off, Convertible Roof Operation Warning Lamp, Convertible Top Compartment Tray Motor Control Value On Off, Convertible Top Compartment Tray Motor, Convr Roof Actuation Hydra Pmp Rel 2 Ctrl Val On Off, Convr Roof Actuation Hydra Pmp Rel 2 VW Com Ctrl St, Convr Roof Actuation Hydra Pmp Rel Ctrl Val On Off, Convr Roof Actuation Hydra Pmp Rel VW Com Ctrl St, Cool Pmp For Lo Temp Circuit Act Tst Inp O-P Ctrl Parameter, Cool Pmp Lo Temp Cir Act Tst Ctrl Val On Off, Cool Pmp Lo Temp Cir Act Tst VW Com Ctrl St, Cool Pump For Lo Temp Circuit Actuator Test Ctrl Value On Off, Cool Pump For Lo Temp Circuit Actuator Test VW Com Ctrl State, Coolant Change Over Valve 3 Test Control Value On Off, Coolant Change Over Valve 5 Test Control Value On Off, Coolant Circuit Switching Valve, Coolant Circulation Pump 2 Test Control Value On Off, Coolant Circulation Pump 2 Test Input Output Control Parameter, Coolant Circulation Pump 2, Coolant Circulation Pump 3 Control Value On Off, Coolant Circulation Pump 3 Input Output Control Parameter, Coolant Circulation Pump 3 VW Common Control State, Coolant Circulation Pump 3, Coolant Circulation Pump 4 Actuator, Coolant Circulation Pump 4 Position, Coolant Circulation Pump Control Value 1, Coolant Circulation Pump Control Value On Off, Coolant Circulation Pump Control Value, Coolant Circulation Pump Input Output Control Parameter, Coolant Circulation Pump, Coolant Fan Control Circuit 1, Coolant Fan Control Module, Coolant Fan, Coolant Pump Control Circuit, Coolant Pump Control HV Batterie Pump Duty, Coolant Pump Switching Valve, Coolant Pump, Coolant Pump, Charge Air Cooler, Coolant Relay High-Output Preheating, Coolant Relay Low-Output Preheating, Coolant Rotary Valve VW Common Control State, Coolant Shut-Off Valve Control Value On Off, Coolant Shut-Off Valve Control Value, Coolant Shut-Off Valve VW Common Control State, Coolant Shut-Off Valve, Coolant Temperature Gauge, Coolant Valve 1 Test Control Value On Off, Coolant Valve 2 Test Control Value On Off, Coolant Valve 3 Test Control Value On Off, Coolant Valve 4 Test Control Value On Off, Coolant Valve 5 Test Control Value On Off, Coolant Valve 6 Test Control Value On Off, Coolant Valve 7 Test Control Value On Off, Coolant Valve Battery VW Common Control State, Coolant Valve For Cylinder Head VW Common Control State, Coolant Valve For Cylinder Head, Coolant Valve For Gearbox VW Common Control State, Coolant Valve For Gearbox, Coolant Valve Radiator VW Common Control State, Coolant Valve Radiator, Coolant Valve Test Control Value On Off, Cooler Fan Control, Cooling Circuit Control Valve, Cooling Fan 1 Control Circuit, Cooling Fan Control Circuit, Cooling Valve 1 Hi Voltage Battery Cooling Valve1 Tar Position, Cooling Valve 1 Hybrid Batterie Cooling Valve1 Target Position, Cooling Valve 2 Hybrid Batterie Cooling Valve2 Target Position, Cooling Valve1 Hybrid Batterie Cooling Valve1 Target Position, Cooling Valve2 Hybrid Batterie Cooling Valve2 Target Position, Cooling Vlv 1 Hi V Bat Cooling Valve1 Tar Pos, Countersteering Check Control Value Torque Control, Countersteering Check Control Value Torque Control, Crankcase Breather Control Valve, Crankcase Breather Heater 1, Crankcase Ventilation Heater 1 VW Common Control State, Crankcase Ventilation Heater 1, Crankcase Ventilation Heater 2 VW Common Control State, Crankcase Ventilation Heater 3 VW Common Control State, Crankcase Ventilation Valve VW Common Control State, Crankcase Ventilation Valve, Crash Signal, Cruise Control Indicator Lamp

Control Value, Cruise Control Indicator Lamp, Cruise Control Switch Illumination Bulb Control Value, Ctrl Mot Air Dist Rr Lt Tst Ctrl Val On Off, Ctrl Mot Air Dist Rr Rt Tst Ctrl Val On Off, Cup Holder Ambient Light, Cup Holder With Heater And Cooling Element Test Control Value, Current Reduced Laser Light Control Control Value, Curve Lighting Warning Light, Cutoff Valve 1 Refrigerant Test Input Output Control Parameter, Cutoff Valve 1 Refrigerant Test VW Common Control State, Cutoff Valve 1 Refrigerant Test, Cutoff Valve 2 Refrigerant Test Input Output Control Parameter, Cutoff Valve 2 Refrigerant Test VW Common Control State, Cutoff Valve 2 Refrigerant Test, Cutoff Warning Control Value Warning Level, Cutoff Warning Cutoff Level, Cylinder Deactivation Actuator 1 VW Common Control State, Cylinder Deactivation Actuator 2 VW Common Control State, Cylinder Deactivation Actuator 3 VW Common Control State, Cylinder Deactivation Actuator 4 VW Common Control State, Cylinder Head Coolant Valve, Damper Front Left (Hard), Damper Front Left (Soft), Damper Front Left Hard Control State, Damper Front Left Hard Control Value Weak Hard, Damper Front Left Weak Control Value Weak Hard, Damper Front Right (Hard), Damper Front Right (Soft), Damper Front Right Hard Control State, Damper Front Right Hard Control Value Weak Hard, Damper Front Right Weak Control Value Weak Hard, Damper Rear Left (Hard), Damper Rear Left (Soft), Damper Rear Left Hard Control State, Damper Rear Left Hard Control Value Weak Hard, Damper Rear Left Weak Control Value Weak Hard, Damper Rear Right (Hard), Damper Rear Right (Soft), Damper Rear Right Hard Control State, Damper Rear Right Hard Control Value Weak Hard, Damper Rear Right Weak Control Value Weak Hard, Damper Valve Current Front Left Control Value Current, Damper Valve Current Front Right Control Value Current, Damper Valve Current Rear Left Control Value Current, Damper Valve Current Rear Right Control Value Current, Dash Panel Vent Indicator Lamp Test Control Value, Dash Panel Vent Positioning Motor Test Control Value On Off, Daytime Run Light Deactive Tst Ctrl Val Can Sig, Daytime Run Light Deactive Tst Ctrl Val Ind Light, Daytime Running And Side Light Left 2 Test Control Value, Daytime Running And Side Light Left Led Test Control Value, Daytime Running And Side Light Left Test Control Value, Daytime Running And Side Light Right 2 Test Control Value, Daytime Running And Side Light Right Led Test Control Value, Daytime Running And Side Light Right Test Control Value, Daytime Running Light Left 2 Test Control Value, Daytime Running Light Left Test Control Value, Daytime Running Light Right 2 Test Control Value, Daytime Running Light Right Test Control Value, Daytime Running Light Test 2 Control Value, Daytime Running Lights Bulb 2 Left, Daytime Running Lights Bulb 2 Right, Daytime Running Lights Bulb Left, Daytime Running Lights Bulb Right, Daytime Running Lights LED Module Control Circuit Left, Daytime Running Lights LED Module Control Circuit Right, Daytime Running Lights Test Control Value, Daytimerunninglight Test Controlstate Data 2, Default Mode Control Value, Defined Segment Control Matrix Headlamp Left Control Value, Defined Segment Control Matrix Headlamp Left, Defined Segment Control Matrix Headlamp Right Control Value, Defined Segment Control Matrix Headlamp Right, Defrost Flap Control Motor, Defroster Button Indicator Light Test Control Value, Defroster Flap Control Motor Control Value On Off, Defroster Flap Control Motor Input Output Control Parameter, Defroster Flap Control Motor Setpoint, Defroster Flap Control Motor, Delayed Closing Indicator Light Test Control Value, Deploy Function Light Operating Button, Designlight Test Controlstate Data 2, Diesel Particle Filter Indicator Lamp, Diesel Particulate Filter Indicator Lamp VW Common Ctrl State, Diesel Particulate Filter Indicator Lamp, Digital Mirror Device Left Supply Test Control Value, Digital Mirror Device Right Supply Test Control Value, Dimming Display Test Control Value, Dimming Interior Light Test Control Value, Dimming Left Static Cornering Lighting Control Value, Dimming Left Static Cornering Lighting Dimming Target Value, Dimming Lt Static Cornering Lighting Ctrl Value Dimming Target, Dimming Lt Static Corng Lightng Ctrl Val Dimming Tar, Dimming Right Static Cornering Lighting Control Value, Dimming Right Static Cornering Lighting Dimming Target Value, Dimming Rt Static Cornering Lighting Ctrl Value Dimming Target, Dimming Rt Static Corng Lightng Ctrl Val Dimming Tar, Dimming Terminal 58t Control Value On Off, Dimming Terminal 58T, Dipped Beam, Direction Indicator Left, Direction

Indicator Right, Disengagement Clutch Actuator Test VW Common Control State, Disengagement Clutch Actuator Test, Display 1, Display and Operating Unit Front, Display For Lane Departure Warning Control Value, Display Road Sign In Dash Panel Insert Control Value, Display Road Sign In Dash Panel Insert, Display Test 1 Control Value Display, Display Test 1 Display, Display Test 2 Control Value Display, Display Test 2 Display, Display Test 3 Control Value Display, Display Test 5 Display, Display Test Ctrl Unit Dash Panel Insert Control Value Display, Display Test Retractable 1 Display State, Display Test Retractable 1 Retractable Display, Display Test Retractable 2 Display State, Display Test Retractable 2 Retractable Display, Display Test Selective Control Value, Display Test, Display Test, Text, Display Unit Adjustment 2 Test Control Value, Display Unit Adjustment Test Control Value, Display: Black Segments, Display: Red Segments, Door Ambient Lighting Front Left Test Control Value, Door Ambient Lighting Front Right Test Control Value, Door Ambient Lighting Rear Left Test Control Value, Door Ambient Lighting Rear Right Test Control Value, Door Condition Signal Test Control Value, Door Contour Lighting Front Left Test Control Value, Door Contour Lighting Front Right Test Control Value, Door Contour Lighting Rear Left Test Control Value, Door Contour Lighting Rear Right Test Control Value, Door Exterior Handle Switch Control Motor Test Control Value, Door Handle Control On, Door Illumination Front Actuation Time, Door Illumination Front Start Parameter, Door Illumination Rear Actuation Time, Door Illumination Rear Start Parameter, door knob electronics door behind right check, door knob electronics driver side check, door knob electronics passenger side check, Door Knob Electronics: Door Behind Left Check, Door Warning Light, Doors Not Closed Signal, Dosing Pump Test Control Value On Off, Dosing/Metering Pump, Double Bass Speaker 1 Front Left Control Value, Double Bass Speaker 1 Front Right Control Value, Double Bass Speaker 2 Front Right Control Value, Double Subwoofer Speaker 1 Control Value, Double Subwoofer Speaker 2 Control Value, Doubler Bass Speaker 2 Front Left Control Value, Dr Hazard Warn At Danger Coli Wt A Person Tst Ctrl Val, Dr Warn Disp Brk Booster Ctrl Val Advice Text Msg, Dr Warn Disp Brk Booster Ctrl Val Brk Sys Warn Lmp, Dr Warn Disp Brk Booster Ctrl Val OBD Stat Lmp, Dr Warn Disp Brk Booster Ctrl Val Warn Ind Lmp, Dr Warn Disp Brk Booster Ctrl Val Warn Text Msg, Dr Warning Disp Brake Booster Ctrl Value Advice Text Message, Dr Warning Disp Brake Booster Ctrl Value Brake Sys Warning Lamp, Dr Warning Disp Brake Booster Ctrl Value Warning Text Message, Driv.side Window Lifter, Closing, Driv.side Window Lifter, Opening, Drive Programm Indicator Light VW Common Control State, Driver Assistance Systems CAN-Extended Separator, Driver Hazard Warning At Danger Of Collision With A Person Test, Driver Side Multi-Contour Seat: Functional Test, Driver Warning Display Brake Booster Ctrl Value OBD Status Lamp, Driving Mode Switch, Driving School Acoustic Warning Test Control Value Can Signal, Drv Dynamics Reg Hi Pres Switch Valve 1 Ctrl Value On OFF, Drv Dynamics Reg Hi Pres Switch Valve 2 Ctrl Value On OFF, Drv Dynmcs Reg Hi Pres SW Vlv 1 Ctrl Val On Off, Drv Dynmcs Reg Hi Pres SW Vlv 1 VW Local Ctrl St, Drv Dynmcs Reg Hi Pres SW Vlv 2 Ctrl Val On Off, Drv Dynmcs Reg Hi Pres SW Vlv 2 VW Local Ctrl St, Drv School Acs Warn Tst Ctrl Val Ind Light, Drv School Acs Warn Tst Ctrl Val Sup V, Drv School FW Illum Tst Ctrl Val Can Sig, Drv School FW Illum Tst Ctrl Val FW Illum, Drv School FW Illum Tst Ctrl Val Ind Light, Drv School Rem Ctrl Ind Light Tst Ctrl Val Lo Beam Tst, Drv School Rem Ctrl Ind Light Tst Ctrl Val Main Beam Tst, Drv School Rem Ctrl Ind Light Tst Ctrl Val Turn Signals Lt Tst, Ds Belt Buckle Illumination, DTC 01486 ESP Function Test, Dynamic Cornering Light: Adjust to Steering Angle Dependent Pos, Dynamic Cornering Light: Adjusting to Center Position, Dynamic Cornering Light: Adjusting to Inner Position, Dynamic Cornering Light: Adjusting to Outer Position, Dynamic Cornering Light: Position Left, Dynamic Cornering Light: Position Right, Dynamic Headlight Range Control Test Control Value, Dynamic Light Function Test Control Value, Dynamic Test Actuationtime, Dynamic Test Control Value 1actuatorvalue, Dynamic Test Control Value 1ID Actuator, Dynamic Test Control Value 2actuatorvalue, Dynamic Test Control Value 2ID Actuator, Dynamic Test Control Value 2idactuator, Dynamic Test Control Value 3actuatorvalue, Dynamic Test Control Value 3ID Actuator, Dynamic Test Control Value 3idactuator, Dynamic Test Control Value

4actuatorvalue, Dynamic Test Control Value 4ID Actuator, Dynamic Test Control Value 4idactuator, Dynamic Test Control Value Actuationtime, Dynamic Test Control Value Waitingtime, Dynamic Test Watingtime, ECM/PCM Power Relay, ECM-PCM Power Relay VW Common Control State, ECM-PCM Power Relay, Egr Bypass Solenoid Valve, EGR Cooler Bypass Valve 2, EGR Cooler Bypass Valve, Egr Cooler Coolant Pump, EGR Cooler Pump, Egr Cooling Coolant Pump, Egr Cooling Switching Valve 2, Egr Cooling Switching Valve, EGR Low Temperature Cooling Water Pump, EGR Valve 1, EGR Valve Cooler Bypass Valve VW Common Control State, EGR Valve Cooler Bypass Valve, Elec Air Cond Comp Tst VW Com Ctrl St, Elec Air Conditioner Compressor Test Inp Output Ctrl Parameter, Elec Hi Temp Cool Pmp VW Com Ctrl St, Elec Water Pmp EGR Lo Temp Cooling VW Com Ctrl St, Elec Water Pump For EGR Lo Temp Cooling VW Common Ctrl State, Electr. Vacuum Pump (brake), Electric Aux. Fuel Pump Relay, Electric Coolant Pump 2 VW Common Control State, Electric Coolant Pump 2, Electric Coolant Pump VW Common Control State, Electric Coolant Pump, Electric Fuel Pump Control Unit, Electric Fuel Pump Relay, Electric Fuel Pump, Electric Machine Bypass Valve, Electrical Air Conditioner Compressor Test Control Value On Off, Electrical Catalyst Heater Actuator Test VW Common Ctrl State, Electrical Fuel Pump 2 VW Common Control State, Electrical Fuel Pump VW Common Control State, Electrical Fuel Pump, Electrical High Temperature Coolant Pump VW Common Ctrl State, Electrical High Temperature Coolant Pump, Electrical Low Temperature Coolant Pump VW Common Control State, Electrical Thermostat, Electrically Adjustable Steering Column Test Control Value, Electronic Roof Control Without Conditions Position, Electronic Roof Position Control Position, EMC Mode Flap Control Motors Test Control Value On Off, EMC Mode Flap Control Motors Test VW Common Control State, EMC Mode Flap Control Motors Test, EMC Mode Flap Ctrl Motors Test Input Output Control Parameter, Emc Test Mode, Emergency Brake Signal Control State, Emergency Brake Signal Control Value On OFF, Emergency Brake Signal VW Local Control State, Emergency Call Establishment Test Control Value, Emergency Call System: Functional Test, Emergency Call System: Loudspeaker, Emergency Call System: Manual Emergency Call, Emergency Flashers Control Lamp, Emergency Flashers Indicator Lamp, Emission Warning Lamp (MIL), Enabling For External Systems Test Control Value, Energize Power-Latch Control Value Direction Of Movement, Energize Power-Latch Direction, Eng Cool Pmp Charged Air Cooling VW Com Ctrl St, Eng Sound Generation Tst Tone Ctrl Val Chn Selcn, Eng Sound Generation Tst Tone Ctrl Val Frequence Tone Selcn, Eng Sound Generation Tst Tone Ctrl Val Frequence Tone Selection, Eng Sound Generation Tst Tone Ctrl Val Vol Selcn, Engine Compartment Fan 2 Control VW Common Control State, Engine Compartment Fan Control VW Common Control State, Engine Compartment Light, Engine Component Current Supply Relay 2 VW Common Control State, Engine Component Relay, Engine Components Voltage Supply Relay, Engine Cool Pump 2 For Charged Air Cooling VW Common Ctrl State, Engine Cool Pump For Charged Air Cooling VW Common Ctrl State, Engine Coolant Pump For Charged Air Cooling, Engine Coolant Pump Relay, Engine Cutoff Speed VW Common Control State, Engine Mount 1 Control Value, Engine Mount 1 VW Common Control State, Engine Mount 1, Engine Mount 2 Control Value, Engine Mount 2 VW Common Control State, Engine Mount 2, Engine Mount VW Common Control State, Engine Mount. Sol. Valve, Left, Engine Mount. Sol. Valve, Right, Engine Mounting Control 1, Engine Mounting Control 2, Engine Mounting Control, Engine Mounting, Engine Oil Cooler Valve VW Common Control State, Engine Oil Pump, Bypass Sol.Valve, Engine Overheating Warning Lamp, Engine Sound Generation Test Tone Ctrl Value Channel Selection, Engine Sound Generation Test Tone Ctrl Value Volume Selection, Engine Temp. Regulation Actuator, Engine Temperature Regulation Actuator VW Common Control State, Engine Temperature Regulation Actuator, Enrgy Consumer Switchoff Ctrl Val Cen Lck Rr Rt, Entry And Start Authorisation Aerials Diagnosis Control Value, Entry Exit Scan At Back Control Cyclic On Off Time, Entry Exit Scan At Back Timeparameter, Entry Exit Scan At Back, Entry Exit Scan At Driver Door Control Cyclic On Off Time, Entry Exit Scan At Driver Door Timeparameter, Entry Exit Scan At Driver Door, Entry Exit Scan At Passenger Door Control Cyclic On Off Time, Entry Exit

Scan At Passenger Door Timeparameter, Entry Exit Scan At Passenger Door, Entry Light Rear Test Control Value Side Selection, Entry Light Rear Test Control Value Start Parameter, Entwicklerstellglied 01 IO Control Option OBD Status Lamp, Environment Illumination Test Control Value, EOL Charge Motion Valves VW Common Control State, EOL Exhaust Gas Turbochargers VW Common Control State, EOL Throttle Valves VW Common Control State, Error Check Control Value On Off, Error Lamp, Error Text Output, Erweiterte Stellglieddiagnose ABS Pump Motor (2), Erweiterte Stellglieddiagnose ABS Pump Motor, Erweiterte Stellglieddiagnose Front Left ABS Inlet Valve (2), Erweiterte Stellglieddiagnose Front Left ABS Inlet Valve, Erweiterte Stellglieddiagnose Front Left ABS Outlet Valve (2), Erweiterte Stellglieddiagnose Front Left ABS Outlet Valve, Erweiterte Stellglieddiagnose Front Right ABS Inlet Valve (2), Erweiterte Stellglieddiagnose Front Right ABS Inlet Valve, Erweiterte Stellglieddiagnose Front Right ABS Outlet Valve (2), Erweiterte Stellglieddiagnose Front Right ABS Outlet Valve, Erweiterte Stellglieddiagnose Rear Left ABS Inlet Valve (2), Erweiterte Stellglieddiagnose Rear Left ABS Inlet Valve, Erweiterte Stellglieddiagnose Rear Left ABS Outlet Valve (2), Erweiterte Stellglieddiagnose Rear Left ABS Outlet Valve, Erweiterte Stellglieddiagnose Rear Right ABS Inlet Valve (2), Erweiterte Stellglieddiagnose Rear Right ABS Inlet Valve, Erweiterte Stellglieddiagnose Rear Right ABS Outlet Valve (2), Erweiterte Stellglieddiagnose Rear Right ABS Outlet Valve, Erweiterte Stellglieddiagnose TC ISO 1 Valve (2), Erweiterte Stellglieddiagnose TC ISO 1 Valve, Erweiterte Stellglieddiagnose TC ISO 2 Valve (2), Erweiterte Stellglieddiagnose TC ISO 2 Valve, Erweiterte Stellglieddiagnose TC Supply 1 Valve (2), Erweiterte Stellglieddiagnose TC Supply 1 Valve, Erweiterte Stellglieddiagnose TC Supply 2 Valve (2), Erweiterte Stellglieddiagnose TC Supply 2 Valve, ESP Road Test, ESP Test, ESP-Data (Brake), ESP-Data (Variants), Evap Actuation, Evap Ems Sys Leak Det Pmp VW Com Ctrl St, Evap Ems Sys Leak Det Vlv VW Com Ctrl St, EVAP Leak Detection Pump Sense Circuit, Evap Purge Valve 2 VW Common Control State, Evap Purge Valve 2, EVAP System Purge Control Valve, Evap.Emission Control Regen.Valve, Evaporative Emission System Leak Det Pump VW Common Ctrl State, Evaporative Emission System Leak Det Valve VW Common Ctrl State, Evaporative Emission System Leak Detection Pump, Evaporative Emission(EVAP)Canister Purge Regulator Valve, Ex Gas Recirculation Cooler Bypass Valve 2 VW Common Ctrl State, Example Input Output Identifier Controlstate, Exhaust Gas Flap VW Common Control State, Exhaust Gas Flap, Exhaust Gas Turbocharger 1 VW Common Control State, Exhaust Gas Turbocharger 1, Exhaust Gas Turbocharger 2 VW Common Control State, Exhaust Gas Turbocharger 2, Exh. Gas Treatment Scr Heating 2, Exh. Gas Treatment Scr Heating 3, Exh. Supercharger Recirc. Valve, Exhaust Camsh.control Sol. Valve, Exhaust Camsh.timing Control(b1), Exhaust Camsh.timing Control(b2), Exhaust Flap Actuator, Exhaust Flap Control Motor, Exhaust Gas Flap 2 VW Common Control State, Exhaust Gas Flap 2, Exhaust Gas Flap 3 VW Common Control State, Exhaust Gas Flap 3, Exhaust Gas Flap, Exhaust Gas Recirculation Cooler Switch-Over Valve, Exhaust Gas Recirculation Cooling Switch-Over Valve, Exhaust Gas Recirculation Valve 1 VW Common Control State, Exhaust Gas Recirculation Valve 1, Exhaust Gas Recirculation Valve 2 VW Common Control State, Exhaust Gas Recirculation Valve 2, Exhaust Gas Recirculation Valve 3 VW Common Control State, Exhaust Gas Recirculation Valve Cooler Bypass Valve, Exhaust Gas Recirculation Valve, Exhaust Gas Treatm. Scr Injector, Exhaust Gas Treatment Scr Heating, Exhaust Gas Turbocharger 1, Exhaust Pressure Control Valve, Exhaust Turbocharger Cntrl. Valve, Exhaust-Gas Recirculat. Actuator, Exhaust-Gas Recirculat.actuator 1, Exhaust-Gas Recirculat.actuator 2, Exhaust-Gas Recirculation Valve, Exhaust-Gas Turbocharger Ecu 1, Extend Mirror, Extender Module Test Control Value, Exterior Ambient Lighting, Exterior Light Entire Test Control Value, Exterior Lighting, Exterior Mirror Automatic Dimming, External Audio Diagnosis Test, Fail Safe Light Test Control Value, FAN 1 2 Test Controlstate Data 2, Fan 1 Control Circuit, FAN 1 Test Controlstate Data 2, FAN 2 Test Controlstate Data 2, FAN 3 Test Controlstate Data 2, FAN 4 Test Controlstate Data 2, Fan After Run Relay VW Common Control State, Fan Control 1 Control Value On Off, Fan Control 1 Input Output Control Parameter, Fan Control 1 VW Common Control

State, Fan Control 1, Fan Control 2 Control Value On Off, Fan Control 2 Input Output Control Parameter, Fan Control 2 VW Common Control State, Fan Control 2, Fan Control Relay Level 1 VW Common Control State, Fan Control Relay Level 2 VW Common Control State, Fan Control Relay Test Control Value On Off, Fan Control, Fill Pressure Lines, Fläche Mittelkonsole Hinten Links Control Value, Fläche Mittelkonsole Hinten Rechts Control Value, Fläche Mittelkonsole Vorne Links Control Value, Fläche Mittelkonsole Vorne Rechts Control Value, Flame Monitor/glow Element Unit, Flap Def FL Intervallbetrieb, Flap Def FL Klappenposition, Flap Dif Mid FL Intervallbetrieb, Flap Dif Mid FL Klappenposition, Flap Dif Mid FR Intervallbetrieb, Flap Dif Mid FR Klappenposition, Flap Distrib BL Intervallbetrieb, Flap Distrib BL Klappenposition, Flap Distrib BR Intervallbetrieb, Flap Distrib BR Klappenposition, Flap Floor FL Intervallbetrieb, Flap Floor FL Klappenposition, Flap Floor FR Intervallbetrieb, Flap Floor FR Klappenposition, Flap Head Up Display Test Control Value, Flap Lim BL Intervallbetrieb, Flap Lim BL Klappenposition, Flap Lim BR Intervallbetrieb, Flap Lim BR Klappenposition, Flap Mid BL Intervallbetrieb, Flap Mid BL Klappenposition, Flap Mid BR Intervallbetrieb, Flap Mid BR Klappenposition, Flap Mid FL Intervallbetrieb, Flap Mid FL Klappenposition, Flap Mid FR Intervallbetrieb, Flap Mid FR Klappenposition, Flap Pers Mid BLH Intervallbetrieb, Flap Pers Mid BLH Klappenposition, Flap Pers Mid BLV Intervallbetrieb, Flap Pers Mid BLV Klappenposition, Flap Pers Mid BRH Intervallbetrieb, Flap Pers Mid BRH Klappenposition, Flap Pers Mid BRV Intervallbetrieb, Flap Pers Mid BRV Klappenposition, Flap Pers Mid FLH Intervallbetrieb, Flap Pers Mid FLH Klappenposition, Flap Pers Mid FLV Intervallbetrieb, Flap Pers Mid FLV Klappenposition, Flap Pers Mid FRH Intervallbetrieb, Flap Pers Mid FRH Klappenposition, Flap Pers Mid FRV Intervallbetrieb, Flap Pers Mid FRV Klappenposition, Flap Pers Side FLH Intervallbetrieb, Flap Pers Side FLH Klappenposition, Flap Pers Side FLV Intervallbetrieb, Flap Pers Side FLV Klappenposition, Flap Pers Side FRH Intervallbetrieb, Flap Pers Side FRH Klappenposition, Flap Pers Side FRV Intervallbetrieb, Flap Pers Side FRV Klappenposition, Flap Ram Air FL Intervallbetrieb, Flap Ram Air FL Klappenposition, Flap Recirc B Intervallbetrieb, Flap Recirc B Klappenposition, Flap Recirc F Intervallbetrieb, Flap Recirc F Klappenposition, Flap Side FL Intervallbetrieb, Flap Side FL Klappenposition, Flap Side FR Intervallbetrieb, Flap Side FR Klappenposition, Flap Temp BL Intervallbetrieb, Flap Temp BL Klappenposition, Flap Temp BR Intervallbetrieb, Flap Temp BR Klappenposition, Flap Temp FL Intervallbetrieb, Flap Temp FL Klappenposition, Flap Temp Floor FL Intervallbetrieb, Flap Temp Floor FL Klappenposition, Flap Temp Floor FR Intervallbetrieb, Flap Temp Floor FR Klappenposition, Flap Temp FR Intervallbetrieb, Flap Temp FR Klappenposition, Flap Temp Mid B Intervallbetrieb, Flap Temp Mid B Klappenposition, Flashing Lights Front Test Control Value, Flashing Lights Rear Test Control Value, Floor Panel Fan Test Control Value, Fog Light Left Test Control Value, Fog Light Rear Test Control Value, Fog Light Right Test Control Value, Fog Light Test Control Value Side Selection, Fog Light Test Control Value Start Parameter, Fog Light, Left, Fog Light, Right, Fog Lights Rear Left, Fog Lights Rear Right, Fog Lights Rear, Fog Lights, Fog-Lamps Bulb Left, Fog-Lamps Bulb Right, Footrest Adjustment Test Control Value, Footwell Flap Control Motor Left, Footwell Flap Control Motor Right, Footwell Flap Positioning Motor Actuation Control Value On Off, Footwell Illumination Front Test Control Value, Footwell Illumination Multicolor Control Value, Footwell Illumination Rear Test Control Value, Footwell Light Test Control Value, Footwell Lighting Rear Left, Footwell Lighting Rear Right, Footwell Lights Front, Footwell Lights Rear, Footwell Lights, Footwell Vent Positioning Motor Rear, Force FB Accelerator Pedal Low Version VW Common Ctrl State, Force Feedback Accelerator Pedal 3, Force Feedback Accelerator Pedal Control Value Function, Force Feedback Accelerator Pedal Control Value Position, Force Feedback Accelerator Pedal VW Common Control State 3, Force Feedback AP Low Version, Foreign Object Detection Test Control Value, Fr Wash Pmp Ctrl Heat Wip Arms Tst Ctrl Val, Fr.left Damper Adj.val.curr. Hard, Fr.left Damper Adj.val.curr. Soft, Fr.right.damper Adj.val.curr. Hard, Fr.right.damper Adj.val.curr. Soft, Fresh Air - Air Recirculation - Air Flow Flap Ctrl Mot Setpoint, Fresh Air Blower Activation, Fresh Air Blower Front, Fresh Air Blower Rear Tension,

Fresh Air Blower, Fresh Air Flap Positioning Motor Control Value On Off, Fresh/circulating Air Flap, Front Acoustic Signal Frequency, Front Acoustic Signal Volume, Front Air Distr. Flap Ctrl. Motor, Front Axle Damper Ventilation/Bleeding, Front Axle Damper Ventilation/Filling, Front Axle Torque Request, Front Centre Console Ambient Light 1, Front DS Door Trim Ambient Light., Front Fog Lights, Front Footwell Lighting, Front Fresh Air Blower, Front Left ABS Inlet Valve Control Value On OFF, Front Left ABS Inlet Valve Front Left ABS Inlet Valve, Front Left ABS Inlet Valve VW Local Control State, Front Left ABS Outlet Valve Control Value On OFF, Front Left ABS Outlet Valve VW Local Control State, Front Left Abs Solenoid Valve, Front Left Air Spring Valve, Front Left Loudspeaker Control Value, Front Left Turn Signal Indicator Lamp 2, Rear Left Indicator La, Front Lid Release Motor Control Value, Front Parking Aid Loudspeaker Control Value, Front Parking Aid Loudspeaker VW Common Control State, Front Parking Aid Loudspeaker, Front Parking Aid Warning Buzzer, Front PS Door Trim Ambient Light., Front Right ABS Inlet Valve Control Value On OFF, Front Right ABS Inlet Valve Front Right ABS Inlet Valve, Front Right ABS Inlet Valve VW Local Control State, Front Right ABS Outlet Valve Control Value On OFF, Front Right ABS Outlet Valve VW Local Control State, Front Right Abs Solenoid Valve, Front Right Air Spring Valve, Front Right Loudspeaker Control Value, Front Right Turn Signal Indicator Lamp 2, Rear Right Indicator, Front Sunroof: Close/Lower, Front Sunroof: Open/Raise, Front Washer Pump Control Unit Front Washing Test Control Value, Front Washer Pump Ctrl Unit Heat Wiper Arms Test Control Value, Front Washing Test Control Value, Front Wiper Service Mode/Position, Front Wiper Tear Wiping, Front-Passenger Airbag Indicator Lamp (off), Frs Air - Air Recirculation - Air Flow Flap Ctrl Mot Inp O-P Co, Frs Air - Air Recirculation - Air Flow Flap Ctrl Mot Setpoint, Frs./air Rec/air Flw.fl.ctrl.mot., Fuel Cooling Relay, Fuel Evap. Shutoff Valve, Fuel Evaporation Shutoff Valve, Fuel Evaporation/Regeneration Valve, Fuel Heating Element Actuation Test Control Value On Off, Fuel Injector 1, Fuel Injector 2, Fuel Injector 3, Fuel Injector 4, Fuel Level Display, Fuel Metering Pump, Fuel Metering Unit VW Common Control State, Fuel Metering Valve, Fuel Pre-Heating Heater, Fuel Pressure Control Valve, Fuel Pressure Reduction, Fuel Pressure Regulation, Fuel Pressure Regulator 2 VW Common Control State, Fuel Pressure Regulator 2, Fuel Pressure Regulator Diesel VW Common Control State, Fuel Pressure Regulator Diesel, Fuel Pressure Regulator Valve, Fuel Pressure Regulator VW Common Control State, Fuel Pressure Regulator, Fuel Pump Electronics Signal Line, Fuel Pump Relay Control Circuit, Fuel Pump Relay Control Test Control Value On Off, Fuel Pump Relay VW Common Control State, Fuel Pump Relay, Fuel Pump, Fuel Quantity Control Valve, Fuel Quantity Solenoid Valve, Fuel Tank Breather Valve: Actuation, Fuel Tank Cap: Lock, Fuel Tank Cap: Unlock, Fuel Tank Flap Lock Control Value, Fuel Tank Flap Unlock Control Value, Fuel Tank Isolation Valve VW Common Control State, Fuel Tank Isolation Valve, Fuel Tank Vent Valve VW Common Control State, Fuel Tank Vent Valve, Fun Lmp Autohold Btn Fun Lmp Autohold Btn, Fun Lmp Park Brk Btn Fun Lmp Park Brk Btn, Function Lamp For Autohold Button Fun Lamp For Autohold Button, Function Lamp For Autohold Button, Function Lamp Parking Brake Button, Function Lamps (Deactivation), Function Lmp For Autohold Btn IO Ctrl Opt Fun Lmp For Autohold, Function Lmp Parking Brake Button Fun Lmp Parking Brake Button, Function Lmp PK Brk Button IO Ctrl Opt Fun Lmp PK Brk Button, Function Test (w/o Reverse Gear), Function Test All Valves Control Value On Off, Function Test All Valves Input Output Control Parameter, Function Test Ebkv Stage, Functional Illuminat One Test Control Value, Functional Illuminat Two Test Control Value, Further Function Lights, FV Safe State Simulation Control Value, Gear Oil Coolant Pump VW Common Control State, Gear Oil Coolant Pump, Gear Oil Cooling Valve Close Control Value, Gear Oil Cooling Valve Open Control Value, Gear Oil Cooling Valve Open VW Common Control State, Gear Selection Value 1, Gear Selection Value 2, Gear Selection Value 3, Gearbob Hydraulic Pump, Gearbox Coolant Valve, General Inp O-P Tst Ctrl Val Veh Veloc Sig Tst, General Input Output Test Control Value Output 01, General Input Output Test Control Value Output 02, General Input Output Test Control Value Output 03, General Input Output Test Control Value Output 04, General Input Output Test Control Value Output 05, General Input Output

Test Control Value Output 06, General Input Output Test Control Value Output 07, General Input Output Test Control Value Output 08, General Input Output Test Control Value Output 09, General Input Output Test Control Value Output 10, General Input Output Test Control Value Output 11, General Input Output Test Control Value Output 12, General Input Output Test Control Value Output 13, General Input Output Test Control Value Output 14, General Input Output Test Control Value Output 15, General Input Output Test Control Value Output 16, General Input Output Test Control Value Output 17, General Input Output Test Control Value Output 18, General Input Output Test Control Value Output 19, General Input Output Test Control Value Output 20, General Input Output Test Control Value Output 21, General Input Output Test Control Value Output 22, General Input Output Test Control Value Output 23, General Input Output Test Control Value Pullup Resistor, Generator: Specified Generator Voltage 10.6 V, Generator: Specified Generator Voltage 15.0 V, Glove Comp Lck Mot Tst Ctrl Val Mot Ctrl, Glove Compartment Locking Motor Test Control Value On Off, Glovebox Unlocking Motor, Glow Control Unit 1, Glow Control Unit 2, Glow Plug Control Module 1 VW Common Control State, Glow Plug Control Module 1, Glow Plug Control Module 2 VW Common Control State, Glow Plug Control Module, Glow Plug Indicator Light, Glow Plug Pre-Heat Indicator, Glow Plug Relay, Glow-Plug with Flame Monitoring, GNSS Receiver Restart Control Value, Gong, Gradual Rear Lid Closing, Gradual Rear Lid Opening, Green Function Lamp Control State, Green Indicator Lamp Control Value On Off, Green Indicator Lamp For Lane Departure Warning Control Value, Green Indicator Lamp For Lane Departure Warning, Green operating lamp, Haldex Trans Act Ctrl Val Haldex Trans Act, Hat Shelf Speaker, Hazard Warn Light SW Functional Illum Tst Ctrl Val, Hazard Warnng. System Indic. Lamp, Hazard Warning Light Switch Functional Illum Test Ctrl Value, Hazard Warning System Indicator Light Test Control Value, HDC Indicator Lamp, Head Restraint Adjustm. To Front, Head Restraint Upward Adjustment, Headlamp Cleaning System Relay, Headlamp Fan 1 Test Control Value, Headlamp Fan 2 Test Control Value, Headlamp Fans Test Control Value, Headlamp Left High Beam Segment Control Test Control Value, Headlamp Left Low Beam Segment Control Test Control Value, Headlamp Pos. Left Vert. Bottom, Headlamp Pos. Left Vert. Center, Headlamp Pos. Left Vert. Top, Headlamp Pos. Right Vert. Bottom, Headlamp Pos. Right Vert. Center, Headlamp Pos. Right Vert. Top, Headlamp Right High Beam Segment Control Test Control Value, Headlamp Right Low Beam Segment Control Test Control Value, Headlight Left Power Supply Test Control Value, Headlight Range Control: Adjusting to Delivery Position, Headlight Range Control: Adjusting to Lowered Position, Headlight Range Control: Adjusting to Raised Position, Headlight Range Control: Adjusting to Specified Position, Headlight Right Power Supply Test Control Value, Headlight Washer Pump, Headlight Washer System, Headlight Washer Test Control Value, Headrest Adjustment Test Control Value, Headrest Height Adjustment Test Control Value, Headrest Longitudinal Adjustment Test Control Value, Heat Regulation Valve Left, Heat Regulation Valve Right, Heated Front Window Indicator Light Test Control Value, Heated Front Window Test Control Value, Heated Rear Window Activation, Heated Rear Window Indicator Light Test Control Value, Heated Rear Window Test Control Value, Heated Rear Window, Heated Seat Front Left, Heated Seat Front Right, Heated Seat Level 2 to 1 Reduction Time, Heated Seat Level 3 to 2 Reduction Time, Heated Seat Thumb Wheel Temp Setting 2, Heated Seat Thumb Wheel Temp Setting 3, Heated Steering Wheel Activation Control Value, Heated Steering Wheel, Heated Steering Wheel, Activation Control Value LRH, Heated Steering Wheel, Activation, Heated Windscreen Relay Test Control Value, Heated Windshield, Heated Wiper Rack Test Control Value, Heated Wiper Rack Test Input Output Control Parameter, Heater Engine Coolant Blocking Valve, Heater Glow Plug Test Control Value On Off, Heating Element Door Test Control Value Heating Element 1 Door, Heating Element Door Test Control Value Heating Element 2 Door, Heating Support Pump VW Common Control State, Heating Support Pump, Heating Test Control Value, High Beam Test Control Value, High Beam, High Pressure Valve Rear Axle Control Value On OFF, High Voltage Heater Test Control Value On Off, High Voltage Heater Test Input Output Control Parameter, High

Voltage Heater Test, High-Beam Headlight, Left, High-Beam Headlight, Right, Highbeam Test Controlstate Data 2, High-Beams Bulb Left, High-Beams Bulb Right, High-Output Coolant Preheat Relay, High-Pressure Inj. Valve (cyl. 1), High-Pressure Inj. Valve (cyl. 2), High-Pressure Inj. Valve (cyl. 3), High-Pressure Inj. Valve (cyl. 4), High-Pressure Inj. Valve (cyl. 5), High-Pressure Inj. Valve (cyl. 6), Highside Channel 1 Test Control Value, Highside Channel 2 Test Control Value, Highside Channel 3 Test Control Value, Highside Channel 4 Test Control Value, Highside Channel Test Control Value, Hill Descent Assist Indicator Light Test Control Value, Hill Hold Control (HHC), Hill Hold Control Button Led, Hill Hold Control Indicator Lamp, Horn Relay, Horn, Htd Str Wheel, Act Inp O-P Ctrl Parameter, Hv Batt. Charge Warning Lamp, Hv Batt.: Sv 1 Coolg.sys.opening, Hv Batt.: Sv 2 Coolg.sys.opening, Hv Batt.:sv 1 Cooling Sys.closing, Hv Batt.:sv 2 Cooling Sys.closing, Hv Batt.immediate Charging Button, HV Battery Charge/discharge Current, Hv Battery Coolant Pump, Hv Battery: Fan Actuation, Hv Battery: Vent Flap 1, Hv Battery: Vent Flap 2, Hv Charging Cable Indicator Lamp, Hv System: Auxiliary Coolant Pump, HVAC Test, Hyb EV Bat Pack Cool Ctrl Vlv A Tst Ctrl Val On Off, Hyb EV Bat Pack Cool Ctrl Vlv B Tst Ctrl Val On Off, Hyb EV Bat Pack Cool Ctrl Vlv B Tst Inp O-P Control Parameter, Hyb EV Bat Pack Cool Ctrl Vlv C Tst Ctrl Val On Off, Hyb EV Battery Pack Cool Ctrl Valve A Test Control Value On Off, Hyb EV Battery Pack Cool Ctrl Valve B Test Control Value On Off, Hyb EV Battery Pack Cool Ctrl Valve C Test Control Value On Off, Hydraulic Pump Hydraulic Pump, Idle Speed Adjustment Adjustment Value Idle Speed, Idle Speed Adjustment Nmot Sb Q10 8 Bits Calibration Data, Idle Speed Adjustment VW Common Control State, Ign Ky Withdrawal Lock, Act VW Com Ctrl St, Ignition Key Removal Lock, Illum Op And Disp Tst Ctrl Val On Off, Illum Op And Disp Tst VW Com Ctrl St, Illum Telephone Op Functional Illum Op, Illumination Control Value, Illumination Operating And Disp Unit Test VW Common Ctrl State, Illumination Operating And Display Unit Test Ctrl Value On Off, Illumination Periodic Signal Control Value, Illumination Selector Lever Position Display Unit Data, Illumination Telephone Operating Unit Control Value, Illumination Telephone Operating Unit, Illumination, Inclination Sensor Indicator Light, In-Cylinder Flow Flap, Ind Lamp For Start Stop Operation Or Elec Dr Test Ctrl Value, Ind Lamp In Electronic Parking Brake Button Ctrl Value On Off, Ind Lmp Electromechanical Park Brk Ind Lmp Electromechanical P, Ind Lmp Electromechanical Park Brk VW Com Ctrl St, Ind Lmp In Elec Park Brk Btn Ctrl Val On Off, Ind Lmp Malf Electromechani Park Brk Ind Lmp Malf Electromecha, Ind Lmp Malf Electromechanical Park Brk VW Com Ctrl St, Ind Lmp Rr Tilting Sunroof Tst Ctrl Val On Off, Ind Lmp Strt St Op Or Elec Dr Tst Ctrl Val, Indicator Lamp Auto Hold Control Value, Indicator Lamp Auto Hold Indicator Lamp Auto Hold, Indicator Lamp Auto Hold, Indicator Lamp For Hold Assist Control Value On OFF, Indicator Lamp Park Brake Button Control State, Indicator Light For Automated Driving Test Control Value, Indicator Light For Auxiliary Water Heating Test Control Value, Indicator Light For Engine Sound Generation Test Control Value, Indicator Light For Glow Control VW Common Control State, Indicator Light For Glow Control, Indicator Light For Steering Wheel Heater Test Control Value, Indicator Lmp For Electromechanical PK Brk Ind Lmp For Electrom, Indicator Lmp Malf Electromechanical PK Brk Ind Lmp Malf Electr, Indirect Ventilation Flap Control Motor, Indirect Ventilation Flap Motor Setpoint, Individ. Matrix Headlamp Segment, Individual Segment Control Matrix Headlamp Control Value, Individual Segment Control Matrix Headlamp, Infrastructure Indicator Lights Test Control Value, Infrastructure Zmover Test Control Value, Injection Valve 1, Injection Valve 2, Injection Valve 3, Injection Valve 4, Injection Valve 5, Injection Valve 6, Injection Valve Cylinder 1, Injection Valve Cylinder 2, Injection Valve Cylinder 3, Injection Valve Cylinder 4, Injection Valve Cylinder 5, Injection Valve Cylinder 6, Injector Valve 1 VW Common Control State, Injector Valve 1, Injector Valve 10 VW Common Control State, Injector Valve 10B Actuator, Injector Valve 10B Position, Injector Valve 11 VW Common Control State, Injector Valve 11B Actuator, Injector Valve 11B Position, Injector Valve 12 VW Common Control State, Injector Valve 12B Actuator, Injector Valve 12B Position, Injector Valve 13 Actuator, Injector Valve 13 Position, Injector Valve 13B Actuator, Injector Valve 13B Position, Injector Valve 14 Actuator, Injector Valve 14 Position, Injector Valve

14B Actuator, Injector Valve 14B Position, Injector Valve 15 Actuator, Injector Valve 15 Position, Injector Valve 15B Actuator, Injector Valve 15B Position, Injector Valve 16 Actuator, Injector Valve 16 Position, Injector Valve 16B Actuator, Injector Valve 16B Position, Injector Valve 1B Actuator, Injector Valve 1B Position, Injector Valve 2 VW Common Control State, Injector Valve 2, Injector Valve 2B Actuator, Injector Valve 2B Position, Injector Valve 3 VW Common Control State, Injector Valve 3, Injector Valve 3B Actuator, Injector Valve 3B Position, Injector Valve 4 VW Common Control State, Injector Valve 4, Injector Valve 4B Actuator, Injector Valve 4B Position, Injector Valve 5 VW Common Control State, Injector Valve 5, Injector Valve 5B Actuator, Injector Valve 5B Position, Injector Valve 6 VW Common Control State, Injector Valve 6, Injector Valve 6B Actuator, Injector Valve 6B Position, Injector Valve 7 VW Common Control State, Injector Valve 7, Injector Valve 7B Actuator, Injector Valve 7B Position, Injector Valve 8 VW Common Control State, Injector Valve 8, Injector Valve 8B Actuator, Injector Valve 8B Position, Injector Valve 9 VW Common Control State, Injector Valve 9B Actuator, Injector Valve 9B Position, Injector Valve MPI 1 VW Common Control State, Injector Valve MPI 1, Injector Valve MPI 10 VW Common Control State, Injector Valve MPI 2 VW Common Control State, Injector Valve MPI 2, Injector Valve MPI 3 VW Common Control State, Injector Valve MPI 3, Injector Valve MPI 4 VW Common Control State, Injector Valve MPI 4, Injector Valve MPI 5 VW Common Control State, Injector Valve MPI 5, Injector Valve MPI 6 VW Common Control State, Injector Valve MPI 6, Injector Valve MPI 7 VW Common Control State, Injector Valve MPI 8 VW Common Control State, Injector Valve MPI 9 VW Common Control State, Inlet Camsh. Timing Control (b1), Inlet Camsh. Timing Control (b2), Inlet Camsh.control Solen. Valve, Inlet Valves Front Left ABS Inlet Valve, Inlet Valves Front Right ABS Inlet Valve, Inlet Valves IO Control Option Front Left ABS Inlet Valve, Inlet Valves IO Control Option Front Right ABS Inlet Valve, Inlet Valves IO Control Option Rear Left ABS Inlet Valve, Inlet Valves IO Control Option Rear Right ABS Inlet Valve, Inlet Valves Rear Left ABS Inlet Valve, Inlet Valves Rear Right ABS Inlet Valve, Inline Fuel Pump Relais VW Common Control State, Inline Fuel Pump Relays, Instrument Cluster Function Lamp (Activation), Instrument Cluster Lamp Test, Instrument Cluster Red Malfunction Lamp (Activation), Instrument Cluster Yellow Malfunction Lamp (Activation), Instrument Cluster: Contour Lighting, Instrument Lighting Test Control Value Klemme 58xs, Instrument Lighting Test Control Value Klemme 58xt, Instrument Lighting Test Control Value Start Parameter, Int Aerial 1 Entry And Strt Sys Diag Ctrl Val, Int Aerial 2 Entry And Strt Sys Diag Ctrl Val, Intake Air Control Valve, Intake Air Switch Solenoid Valve, Intake Man./in-Cyl. Flow Flap 2, Intake Manifold Flap, Intake Manifold Runner Flap VW Common Control State, Intake Manifold Runner, Intake-Man./in-Cylinder Flow Flap, Interior Aerial 1 For Entry And Start System Diag Ctrl Value, Interior Aerial 2 For Entry And Start System Diag Ctrl Value, Interior Ambient Lighting, Interior And Function Lighting, Interior Door Handle Illumination, Interior Illumination, Interior Light Deactivation Test Control Value Can Signal, Interior Light Deactivation Test Control Value Indication Light, Interior Light Dimming Test Control Value, Interior Lighting (Terminal 30), Interior Lighting, Interior Lights Dimming (Terminal 58d), Interior Lights Dimming, Interior Monitoring Indicator Light Test Control Value, Interior Monitoring Indicator Light, Interior Monitoring System Indicator Lamp, Interior Monitoring Vehicle Type, Interior Rear Light, Interior Temp Sensor Fan, Internal Blower Control Control Value Fan Level, Internal Blower Control Control Value On Off, Internal Blower Control Fan Level, Internal Blower Control, locontrol Particle Filter Regen Pump VW Common Ctrl State, Ionisator Front Ionisator Aus-An, Ionisator Rear Ionisator Aus-An, Ioniser Test Control Value, Ionizer Test Control Value, Keyless Antennas: Access/start Authorization, Lamp For Signature Light Left Power Supply Test Control Value, Lamp For Signature Light Right Power Supply Test Control Value, Lamp Test, Lamps For Vent Illumination Test Control Value, Lane Change Assist Warning Lamp In Driver Side Exterior Mirror, Lane Change Assist Warning Lamp In Front Pass Side Ext Mirror, Lane Change Assist Warning Lamp Instrument Cluster, Lane Change Assist Warning Lamp, Lane Chng Asst Warn Lmp In Lt Extrior Mir Ctrl Val On Off, Lane Chng Asst Warn Lmp In Lt Extrior Mir Ctrl Val, Lane Chng Asst Warn Lmp In Rt Extrior Mir Ctrl Val, Lane Chng

Asst Warn Lmp Inst Clus Ctrl Val, Lane Departure Warning Indicator, Lck Elec Act Ctrl Val Haldex Trans Act, Idle speed, Le. Dayt.driv./side Light Led Power Mod., Le. Lgt.distr.: Country Road Lgt., Le. Light Distr.: Light/dark Lim., Leak Detection Pump, LED Channel 1 Test Control Value, LED Channel 2 Test Control Value, LED Channel 3 Test Control Value, LED Channel 4 Test Control Value, LED Door Opening Alert Test Control Value, Led Headlamp Power Module Left Power Supply Test Control Value, Led Headlamp Power Module Right Power Supply Test Control Value, Led Wiper Switch, LED-Ring Of Adaptive Cruise Control, Left Cornering Light: Dimming, Left Daytime Driving Light Bulb 2, Left Daytime Driving Light, Left Daytime Driving/side Light, Left Footwell Flap Positioning Motor Control Value On Off, Left Head Area Heating, Left Indirect Ventilation Flap Motor Control Value On Off, Left Light Distr.: Motorway Light, Left Light Distr.: Urban Light, Left Main Beam Screen, Left Rear Light, Left Rear Upper Body Vent Motor Control Value On Off, Left Side 2nd Row Actuator Test Precrash Pretensioner, Left Side Actuator Test Precrash Pretensioner, Left Side Light/dayt. Driv. Light Bulb 2, Left Side Light: 1, Left Side Light: 2, Left Side Vent Motor Control Value On Off, Left Static Cornering Light, Left Temperature Flap Control Motor Control Value On Off, Left Temperature Flap Control Motor Setpoint, Left Temperature Flap Ctrl Motor Input Output Control Parameter, Left Valve For Engine Bearing, Left Window Defroster Flap Positioning Motor Ctrl Value On Off, Lens Heater Control Value, Level/Suspension Control Relay, Lft Light Distr.: Aut. Main Beam, License Plate Light, License-Plate Lights, Lift Sunroof, Light Control Module Left Power Supply Test Control Value, Light Control Module Right Power Supply Test Control Value, Light Dist Left Headlamp Ctrl Value Light Distribution Target, Light Dist Lt Headlamp Ctrl Val Light Dist Tar, Light Dist Lt Headlamp Light Dist Tar Val, Light Dist Right Headlamp Ctrl Value Light Distribution Target, Light Dist Rt Headlamp Ctrl Val Light Dist Tar, Light Dist Rt Headlamp Light Dist Tar Val, Light Dist Rt LED Headlamp Ctrl Val Light Dist Tar, Light Distribution Headlamp Control Value, Light Distribution Left Headlamp Control Value, Light Distribution Left Led Headlamp Control Value, Light Distribution Right Headlamp Control Value, Light Distribution Right Led Headlamp Control Value, Lighting/Illumination, LIN Heck-PTC Kanal A Control State, LIN Heck-PTC Kanal B Control State, Line diagnostics Control Value, LKL1 Actuator Diagnosis Control Value LED, LKL2 Actuator Diagnosis Control Value LED, Load Management, Loading Space Light Test Control Value, Lock Solenoids For Selector Lever Data, Logic Channel 1 Test Control Value, Logic Channel 2 Test Control Value, Loudspeaker Test Acoustic Loudspeaker Test Channel Selection, Loudspeaker Test Acoustic Test Frequency, Loudspeaker Test Acs Ctrl Val Loudspeaker Test Chn Selection, Loudspeaker Test, Low Beam Entire Control Value, Low Beam Lamp Left, Low Beam Lamp Right, Low Beam Re?ector Motor Left, Low Beam Re?ector Motor Right, Low Beam Shutter Left Test Control Value, Low Beam Shutter Right Test Control Value, Low Beam Shutter Test Control Value, Low Beams (Left/Right), Low Pressure EGR Exhaust Flap Actuator VW Common Control State, Low Pressure EGR Exhaust Flap Actuator, Lowbeam Test Controlstate Data 2, Lower Beam Left Test Control Value, Lower Beam Right Test Control Value, Lower Beam Test Control Value Side Selection, Lower Beam Test Control Value Start Parameter, Lower Beam Test Control Value, Lower Vehicle Front Left Control Value Onoff, Lower Vehicle Front Right Control Value Onoff, Lower Vehicle Rear Left Control Value, Lower Vehicle Rear Right Control Value Onoff, Low-Output Coolant Preheat Relay, Lt B-Pillar And Footwell Shut Off Flap Motor Ctrl Value On Off, Lt B-Pillar And FW Shut Off Flap Mot Ctrl Val On Off, Lt Footwell Temperature Flap Positioning Mot Ctrl Value On Off, Lt FW Temp Flap Positioning Mot Ctrl Val On Off, Lt Win Defroster Flap Positioning Mot Ctrl Val On Off, Lug Comp Aerial Entry And Strt Sys Diag Ctrl Val, Lug Comp Emerg Rel Ind Lmp Tst Ctrl Val, Lug Compartment Aerial For Entry And Strt Sys Diag Ctrl Value, Luggage Compartment Illumination Front Test Control Value, Luggage Compartment Light Test Control Value, Lumbar Support Height Adjustment Test Control Value, Lumbar Support Height Adjustment Test Direction Of Movement, Lumbar Support Height Adjustment, Lumbar Support Lngitdnl Adj Tst Dir Movement, Lumbar Support Longit. Adjustment, Lumbar Support Longitudinal Adjustment Test Control Value, LWR

Position Test Controlstate Data 2, Mag Clutch For Supercharger Air Gap Test VW Common Ctrl State, Magnetic Clutch For Air Condition Control Value, Magnetic Clutch For Air Condition Input Output Ctrl Parameter, Magnetic Clutch For Air Condition Setpoint, Magnetic Clutch For Air Condition VW Common Control State, Magnetic Clutch For Air Condition, Magnetic Clutch For Supercharger VW Common Control State, Magnetic Clutch For Supercharger, Main Beam Activation Control Value On Off, Main Beam Activation Control Value, Main Beam Activation, Main Beam Assist. Indicator Lamp, Main Beam Left Test Control Value, Main Beam Right Test Control Value, Main Beam Test Control Value Side Selection, Main Beam Test Control Value Start Parameter, Main Beam, Main Relay, Malfunction Indication Light, Malfunction Indicator Lamp VW Common Control State, Malfunction Indicator Lamp, Manoeuvre Light Request Control Value 1, Map Controlled Eng Cooling Sys Therm VW Com Ctrl St, Map Controlled Eng Cooling Sys Thermostat VW Common Ctrl State, Mass Control Valve Relay VW Common Control State, Mass Control Valve Relay, Matrix Headlamp Reference Segment, Matrixbeam Test Control Value, Maximum Cooling Output, Maximum Heat Output, Maximum Heater Output, Maximum Refrigerating Output, Mechanical System Display Unit 1, Microph. Signal Via Audio Output, Microphone Test, Midrange Speaker Front Left Control Value, Midrange Speaker Front Left, Midrange Speaker Front Right Control Value, Midrange Speaker Front Right, Midrange Speaker Front, Midrange Speaker Rear Left Control Value, Midrange Speaker Rear Left, Midrange Speaker Rear Right Control Value, Midrange Speaker Rear Right, Midrange/Woofer Loudspeaker Rear Left, Midrange/Woofer Loudspeaker Rear Right, Midrange/Woofer Loudspeaker Rear, Mirror Adjusting Motor, Mirror Adjustment Move Down Actuation Time, Mirror Adjustment Move Down Start Parameter, Mirror Adjustment Move Left Actuation Time, Mirror Adjustment Move Left Start Parameter, Mirror Adjustment Move Right Actuation Time, Mirror Adjustment Move Right Start Parameter, Mirror Adjustment Move Up Actuation Time, Mirror Adjustment Move Up Start Parameter, Mirror Adjustment Test Control Value, Mirror Dimming Control Value On Off, Mirror Dimming Control Value, Mirror Folding (In) Motors, Mirror Folding (Out) Motors, Mirror Folding Control Actuation Time, Mirror Folding Control Control Value, Mirror Folding Control Start Parameter, Mirror Folding Motor, Mirror Function Test, Mirror Heater, Mirror Heating Control Actuation Time, Mirror Heating Control Control Value, Mirror Heating Control Start Parameter, Mirror Heating, MMI Display Request, Temperature Driver, Mmi Display Temp. Setting Actuat., Motor Control Control Value Select Motor, Motor Flap For Frame Linkage, Motor To Open Rear Lid Window Control Value On Off, Motor To Open Rear Lid Window, Move Headlamp Horizontally Test Control Value, Move Headlamp Vertically Test Control Value, Move Left Headlamp Horizontally Control Value, Move Left Headlamp Horizontally Horizontal Target Positon, Move Left Headlamp Horizontally, Move Left Headlamp Vertically Control Value Vertical Position, Move Left Headlamp Vertically Control Value, Move Left Headlamp Vertically Vertical Positon, Move Left Headlamp Vertically, Move Lt Headlamp Horizontally Ctrl Val Horizontal Tar Pos, Move Lt Headlamp Horizontally Ctrl Val Horizontal Tar Position, Move Lt Headlamp Vertically In Mm Dev Vert Positon, Move Right Headlamp Horizontally Control Value, Move Right Headlamp Horizontally Horizontal Target Positon, Move Right Headlamp Horizontally, Move Right Headlamp Vertically Control Value Vertical Position, Move Right Headlamp Vertically Control Value, Move Right Headlamp Vertically Vertical Positon, Move Right Headlamp Vertically, Move Rt Headlamp Horizontally Ctrl Val Horizontal Tar Pos, Move Rt Headlamp Horizontally Ctrl Val Horizontal Tar Position, Move Rt Headlamp Vertically In Mm Dev Vert Positon, Multi Contour Seat Driver Side System Function Test Ctrl Value, Multi Contour Seat Passenger Side System Fun Test Ctrl Value, Multi Contour St Dr Sd Sys Fun Tst Ctrl Val, Multi Contour St Pass Sd Sys Fun Tst Ctrl Val, Multi Function Output 01 Flex IO-Control State, Multi Function Output 02 Flex IO-Control State, Multi Function Output 03 Flex IO-Control State, Multi Function Output 04 Flex IO-Control State, Multi Function Output 05 Flex IO-Control State, Multi Function Output 06 Flex IO-Control State, Multi Function Output 07 Flex IO-Control State, Multi Function Output 08 Flex IO-Control State, Multi Function Output 09 Flex

Control PWM Duty, Multi Function Output 09 Flex Control PWM Frequency, Multi Function Output 10 Flex Control PWM Duty, Multi Function Output 10 Flex Control PWM Frequency, Multi Function Output 11 Flex Control PWM Duty, Multi Function Output 11 Flex Control PWM Frequency, Multi Function Output 12 Flex Control PWM Duty, Multi Function Output 12 Flex Control PWM Frequency, Multi Function Output 13 Flex Control PWM Duty, Multi Function Output 13 Flex Control PWM Frequency, Multi Function Output 14 Flex Control PWM Duty, Multi Function Output 14 Flex Control PWM Frequency, Multi Function Output 15 Flex Control PWM Duty, Multi Function Output 15 Flex Control PWM Frequency, Multi Function Output 16 Flex Control PWM Duty, Multi Function Output 16 Flex Control PWM Frequency, Multi Function Output 17 Flex Control PWM Duty, Multi Function Output 17 Flex Control PWM Frequency, Multi Function Output 18 Flex Control PWM Duty, Multi Function Output 18 Flex Control PWM Frequency, Multi Function Output 19 Flex Control PWM Duty, Multi Function Output 19 Flex Control PWM Frequency, Multi Function Output 20 Flex Control PWM Duty, Multi Function Output 20 Flex Control PWM Frequency, Multi Function Output 21 Flex Control PWM Duty, Multi Function Output 21 Flex Control PWM Frequency, Multi Function Output 22 Flex Control PWM Duty, Multi Function Output 22 Flex Control PWM Frequency, Multi Function Output 23 Flex IO-Control State, Multi Function Output 24 Flex IO-Control State, Multi-Contour Seat Compressor, Multifunction Steering Wheel, Dimming, Multimedia Operating Unit: Contour Lighting, Mute Entertainment, Near Field Communication Antenna Test Control Value, Near Field Communication Antenna Test Ctrl Val Vert Position, Neck Heating Left Control Value, Neck Heating Right Control Value, Normal Level Enabling, Oil Level Warning Lamp, Oil Pressure Control Valve, Oil Pressure Regulation Valve, Oil Pressure Valve VW Common Control State, Oil Pressure Valve, Oil Temperature, Oil-Pressure Indicator Lamp, Online Service Transmiss. Config., Op And Disp A-C Rr Haptic FB Tst Ctrl Val, Op And Disp A-C Rr Speaker Tst Ctrl Val, Op And Disp Units For Air Conditioning Speaker Test Ctrl Value, Open Converter Clutch Control Value, Open Luggage Compartment Cover Control Value, Open Rear Lid Control Value, Open Sun Blind, Open Sunroof, Open The Rear Lid, Operating And Display Units For A-C Speaker Test Control Value, Operating Unit Button Illuminat., Operating Unit Illumination, Output 1 For Exterior Lighting Test Control Value, Output 10 For Exterior Lighting Test Control Value, Output 11 For Exterior Lighting Test Control Value, Output 12 For Exterior Lighting Test Control Value, Output 13 For Exterior Lighting Test Control Value, Output 14 For Exterior Lighting Test Control Value, Output 15 For Exterior Lighting Test Control Value, Output 16 For Exterior Lighting Test Control Value, Output 17 For Exterior Lighting Test Control Value, Output 18 For Exterior Lighting Test Control Value, Output 19 For Exterior Lighting Test Control Value, Output 2 For Exterior Lighting Test Control Value, Output 20 For Exterior Lighting Test Control Value, Output 21 For Exterior Lighting Test Control Value, Output 22 For Exterior Lighting Test Control Value, Output 23 For Exterior Lighting Test Control Value, Output 3 For Exterior Lighting Test Control Value, Output 4 For Exterior Lighting Test Control Value, Output 5 For Exterior Lighting Test Control Value, Output 6 For Exterior Lighting Test Control Value, Output 7 For Exterior Lighting Test Control Value, Output 8 For Exterior Lighting Test Control Value, Output 9 For Exterior Lighting Test Control Value, Output Anti Theft Alarm System Puls Signal Statevalues, Output Anti Theft Alarm System Static Signal Statevalues, Output Request Start Permisson Statevalues, Output Terminal 15 Statevalues, Output Terminal S Statevalues, Output Tests (03), Output Tracking Alarm Statevalues, Outside Warning Light/Door Exit Light Rear Right, Parallel Parking Assistance Indicator Lamp, Park Assist Activation Of Partner Control Units Control Value, Park Brk Mot Lt Closing Stepwise Park Brk Mot Lt Closing Stepw, Park Brk Mot Lt Closing Stepwise VW Com Ctrl St, Park Brk Mot Rt Closing Stepwise Park Brk Mot Rt Closing Stepw, Park Brk Mot Rt Closing Stepwise VW Com Ctrl St, Park Brk Motors Closing Stepwis Park Brk Motors Closing Stepwis, Park Lck Sol Tst Ctrl Val ENUM Park Lck Sol, Parked Wiper And Washer let Heating Test Control Value, Parking Aid Activation Control Value, Parking Aid Activation VW Common Control State, Parking Aid Activation, Parking Aid Button Indicator Light Test Control Value 1, Parking Aid Button Indicator Light Test,

Parking Aid Button, (control Lamp): Actuation, Parking Aid Warning Chime Front, Parking Aid Warning Chime, Parking Aid Warning Lamp Control Value, Parking Aid Warning Lamp VW Common Control State, Parking Aid Warning Lamp, Parking Aid, Loudspeaker, Parking Aid: Activation, Parking Assistant Indicator Lamp, Parking Assistant Warning Lamp Control Value, Parking Assistant Warning Lamp, Parking Brake Button Led, Parking Brake Close (Activation), Parking Brake Close (Deactivation), Parking Brake Close Left (Activation), Parking Brake Close Right (Activation), Parking Brake Electric Motor Speed, Parking Brake Indicator Lamp, Parking Brake Motor Direction Of Rotation, Parking Brake Motor Maximum Current, Parking Brake Motor PWM Pulse Duty Factor 1, Parking Brake Motors Closing Stepwise, Parking Brake Motors Parking Brake Motors, Parking Brake Motors, Parking Brake Warning Lamp, Parking Brk Mot Lt Closing Stepwise IO Ctrl Opt PK Brk Mot Lt C, Parking Brk Mot Lt Closing Stepwise PK Brk Mot Lt Closing Stepw, Parking Brk Mot Rt Closing Stepwise IO Ctrl Opt PK Brk Mot Rt C, Parking Brk Mot Rt Closing Stepwise PK Brk Mot Rt Closing Stepw, Parking Brk Motors Closing Stepwise IO Ctrl Opt PK Brk Motors C, Parking Brk Motors Closing Stepwise PK Brk Motors Closing Stepw, Parking Light Test 2 Control Value, Parking Light Test Control Value, Parking Lights LED Module Control Circuit Left, Parking Lights LED Module Control Circuit Right, Parking Lights Left Front, Parking Lights Left, Parking Lights Right Front, Parking Lights Right, Parking Lights, Parking Lock Solenoid Activation VW Common Control State, Parking Lock Solenoid Test Parking Lock Solenoid Test, Parking Steering Ass. Indic. Lamp, Parking-Aid Indicator Lamp, Particulate Filter Fault Lamp, Particulate Filter Indicator Lamp, Pass Actual Ambient Temp Value Input Output Ctrl Parameter, Pass Actual Ambient Temperature Value Angle Type, Pass Actual Ambient Temperature Value Control Value On Off, Pass.side Window Lifter, Closing, Pass.side Window Lifter, Opening, Passenger Airbag Off Display, Passenger- Airbag-Off Display Control Onoff, Passenger Side Multi-Contour Seat: Functional Test, Pause Display, Permanent Driving Lights Test Control Value, Pilot lamp for pre-glow time, Piston Cooling Jet Control Valve VW Common Control State, Piston Cooling Jet Control Valve, Piston Cooling Jet Solenoid Valve, Pixel Error Test, Pixel Failure Test Control Value, PODS Serial Number, Position Front Window Wiper Test Control Value, Positioning Mot Air Recirculation Flap VW Com Ctrl St, Positioning Mot Center Lt Vent Flap VW Com Ctrl St, Positioning Mot Center Rt Vent Flap VW Com Ctrl St, Positioning Mot Indirect Vent Flap VW Com Ctrl St, Positioning Mot Lt FW Flap VW Com Ctrl St, Positioning Mot Lt FW Temp Flap VW Com Ctrl St, Positioning Mot Lt Sd Vent Flap VW Com Ctrl St, Positioning Mot Lt Temp Flap VW Com Ctrl St, Positioning Mot Rr Lt Air Vol Flap VW Com Ctrl St, Positioning Mot Rr Lt Temp Flap VW Com Ctrl St, Positioning Mot Rr Rt Air Vol Flap VW Com Ctrl St, Positioning Mot Rr Rt Temp Flap VW Com Ctrl St, Positioning Mot Rr Temp Flap VW Com Ctrl St, Positioning Mot Rt FW Flap VW Com Ctrl St, Positioning Mot Rt FW Temp Flap VW Com Ctrl St, Positioning Mot Rt Sd Vent Flap VW Com Ctrl St, Positioning Mot Rt Temp Flap VW Com Ctrl St, Positioning Motor For Defroster Flap, Positioning Motor For Fresh Air Flap, Positioning System Display Test Control Value, Positioning System Overvoltage Protection Control Value, Positionlight Test Controlstate Data 2, Power Latching System Short Test Control Value, Power Latching System Test Control Value, Power Operated Convertible Roof Valve 1 Control Value On Off, Power Operated Convertible Roof Valve 1, Power Operated Convertible Roof Valve 2 Control Value On Off, Power Operated Convertible Roof Valve 2, Power Operated Convertible Roof Valve 3 Control Value On Off, Power Operated Convertible Roof Valve 3, Power Operated Convertible Roof Valve 4 Control Value On Off, Power Operated Convertible Roof Valve 4, Power Operated Convertible Roof Valve 5 Control Value On Off, Power Operated Convertible Roof Valve 5, Power Operated Convertible Roof Valve 6, Power Operated Convertible Roof Valve 6, Power Sockets Control Test Control Value, Power Supply Cradle On Off Test, Power Supply LMS Left Control Value, Power Supply LMS Right Control Value, Powermeter Display Test, Preheating Indicator Lamp, Premium Testbild 1, Premium Testbild 2, Premium Testbild 3, Pressure Build-Up, Pressure Memory Test, Pressure Reservoir Check, Pressure Reservoir Ventilation/Bleeding, Pressure Reservoir Ventilation/Filling, Pressure Test, Priority Veh Eng Cont

Op Tst Ctrl Val Ind Light, Priority Veh Eng Cont Op Tst Ctrl Val Rel, Priority Veh Eng Cont Op Tst Ctrl Val Term 15 Bridge, Priority Veh Rad Trans Tst Ctrl Val 0 Rad, Priority Veh Rad Trans Tst Ctrl Val Ind Light, Priority Veh Rad Trans Tst Ctrl Val Sup V, Priority Vehicle Weapons Box Test Control Value, Ps Belt Buckle Illumination, PTC 1500W Setpoint, PTC Heating Element 1 VW Common Control State, PTC Heating Element 1, PTC Heating Element 2 VW Common Control State, PTC Heating Element 2, PTC Heating Element 3 VW Common Control State, Pulse-wheel test, Pump 1 Refrigerant Circulation Test Input Output Ctrl Parameter, Pump 2 Refrigerant Circulation Test Input Output Ctrl Parameter, Pump And Valves Valve Backrest Left Side Deflate, Pump And Valves Valve Backrest Left Side Inflate, Pump And Valves Valve Backrest Right Side Deflate, Pump And Valves Valve Backrest Right Side Inflate, Pump And Valves Valve Deflate, Pump And Valves Valve Lower Lumbar Support Deflate, Pump And Valves Valve Lower Lumbar Support Inflate, Pump And Valves Valve Massage 1, Pump And Valves Valve Massage 10, Pump And Valves Valve Massage 2, Pump And Valves Valve Massage 3, Pump And Valves Valve Massage 4, Pump And Valves Valve Massage 5, Pump And Valves Valve Massage 6, Pump And Valves Valve Massage 7, Pump And Valves Valve Massage 8, Pump And Valves Valve Massage 9, Pump And Valves Valve Middle Lumbar Support Deflate, Pump And Valves Valve Middle Lumbar Support Inflate, Pump And Valves Valve Seat Left Side Deflate, Pump And Valves Valve Seat Left Side Inflate, Pump And Valves Valve Seat Length 1 Inflate, Pump And Valves Valve Seat Length 2 Inflate, Pump And Valves Valve Seat Length 3 Inflate, Pump And Valves Valve Seat Right Side Deflate, Pump And Valves Valve Seat Right Side Inflate, Pump And Valves Valve Upper Lumbar Support Deflate, Pump And Valves Valve Upper Lumbar Support Inflate, Pump For All Wheel Drive Electronic Valve 1, Pump For All Wheel Drive Electronic Valve 2, Pump For All Wheel Drive Electronic Voltage Value, Push Button Leds Control Value, PWM Signal Belt, Quiescent Current Analysis, Radiator Blind, Radiator Fan 1, Radiator Fan 2, Radiator Fan Actuation 1, Radiator Fan Actuation 2, Radiator Fan Actuation, Radiator fan control 1 start parameter, Radiator fan control 2 start parameters, Radiator Fan Relay 1, Radiator Fan Relay 2, Radiator Fan, Radiator Roller Blind Control VW Common Control State, Radiator Shutter Control 2 VW Common Control State, Radiator Shutter Control 2, Radiator Shutter Control 3 VW Common Control State, Radiator Shutter Control 3, Radiator Shutter Control 4 VW Common Control State, Radiator Shutter Control 4, Radiator Shutter Control Control Value On Off, Radiator Shutter Control Input Output Control Parameter, Radiator Shutter Control VW Common Control State, Radiator Shutter Control, Rail Pressure Reduction, Range Display Test, Re. Temp. Door Positioning Motor, Read Configuration, Reading Lights, Rear Acoustic Signal Frequency, Rear Acoustic Signal Volume, Rear Air Diffus Positioning Motor Control Value On Off, Rear Air Recirculation Flap Positioning Motor Ctrl Value On Off, Rear Axle Damper Ventilation/Bleeding, Rear Axle Damper Ventilation/Filling, Rear Blower Activation Control Value On Off, Rear Blower Activation Input Output Control Parameter, Rear Blower Activation Setpoint, Rear Centre Belt Catch Lighting, Rear Dr.side Pw: Closing Signal, Rear Dr.side Pw: Open Signal, Rear DS Door Trim Ambient Light., Rear Exhaust Gas Flap, Rear Fog Light, Rear Footwell Lights, Rear Indicator Lamp, Rear Left ABS Inlet Valve Control Value On OFF, Rear Left ABS Inlet Valve Rear Left ABS Inlet Valve, Rear Left ABS Inlet Valve VW Local Control State, Rear Left ABS Outlet Valve Control Value On OFF, Rear Left ABS Outlet Valve VW Local Control State, Rear Left Abs Solenoid Valve, Rear Left Air Spring Valve, Rear Left Belt Catch Lighting, Rear Left Damp.adj.val.curr. Hard, Rear Left Damp.adj.val.curr. Soft, Rear Left Lock Motor, Rear Left Loudspeaker Control Value, Rear Left Seat Ventilation, Rear Left Temperature Flap Positioning Motor Ctrl Value On Off, Rear Lid Connection Test Control Value Orientation Value, Rear Lid Power Latching System, Rear Lid Power Latching Test Control Value, Rear Light Test Control Value, Rear Light Trailer Left Test Control Value, Rear Light Trailer Right Test Control Value, Rear Parking Aid Loudspeaker Control Value, Rear Parking Aid Loudspeaker VW Common Control State, Rear Parking Aid Loudspeaker, Rear Pass.side Pw: Closing Signal, Rear Pass.side Pw: Open Signal, Rear PS Door Trim Ambient Light., Rear Rght.damp.adj.val.curr. Hard, Rear Rght.damp.adj.val.curr. Soft, Rear Right ABS Inlet

Valve Control Value On OFF, Rear Right ABS Inlet Valve Rear Right ABS Inlet Valve, Rear Right ABS Inlet Valve VW Local Control State, Rear Right ABS Outlet Valve Control Value On OFF, Rear Right ABS Outlet Valve VW Local Control State, Rear Right Abs Solenoid Valve, Rear Right Air Spring Valve, Rear Right Belt Catch Lighting, Rear Right Lock Motor, Rear Right Loudspeaker Control Value, Rear Right Seat Ventilation, Rear Right Temperature Flap Positioning Motor Ctrl Value On Off, Rear Roller Blind Test Control Value, Rear Spoiler Indicator Light Test Control Value, Rear Spoiler Position Test Control Value, Rear Spoiler, Rear Sunroof: Close/Lower, Rear Sunroof: Open/Raise, Rear Temperature Flap Positioning Motor Control Value On Off, Rear Washing Test Control Value, Rear Window Heater, Rear Window Roller Blind Motor, Rear Window Washer Pump, Rear Window Wiper Switch Illumination Bulb Control Value, Rear Windshield Unlocking Control Circuit, Rear Wiper, Rear-Window Defogger, Recirculating Pump, Recirculation Valve VW Common Control State, Red Function Lamp Control State, Red Indicator Lamp Control Value On Off, Red Warning Lamp Control State, Red Warning Lamp Control Value On Off, Reductant Pump Control Value Reductant Pump State, Reductant Pump VW Common Control State, Reductant Pump, Reference Segment Control Matrix Headlamp Control Value, Reference Segment Control Matrix Headlamp, Refrigerant Compressor, Refrigerant Expansion Valve 1 Test Control Value On Off, Refrigerant Expansion Valve 1 Test Input Output Ctrl Parameter, Refrigerant Expansion Valve 2 Test Control Value On Off, Refrigerant Expansion Valve 2 Test Input Output Ctrl Parameter, Refrigerant Expansion Valve 3 Test Control Value On Off, Refrigerant Expansion Valve 3 Test Input Output Ctrl Parameter, Refrigerant Shut Off Valve 1 Test Control Value On Off, Refrigerant Shut Off Valve 1 Test Control Value, Refrigerant Shut Off Valve 2 Test Control Value On Off, Refrigerant Shut Off Valve 2 Test Control Value, Refrigerant Shut Off Valve 3 Test Control Value On Off, Refrigerant Shut Off Valve 3 Test Input Output Ctrl Parameter, Refrigerant Shut Off Valve 4 Test Control Value On Off, Refrigerant Shut Off Valve 4 Test Input Output Ctrl Parameter, Refrigerant Shut Off Valve 5 Test Control Value On Off, Refrigerant Shut Off Valve 5 Test Input Output Ctrl Parameter, Refrigerant Shut Off Valves Dynmc Test Inp O-P Ctrl Parameter, Refrigerant Shut Off Valves Dynmc Tst Comp Pow Lim 1, Refrigerant Shut Off Valves Dynmc Tst Compressor Pow Limitation, Refrigerant Valves Supply Voltage Test Control Value On Off, Regulating Flap Control Unit / Motor, Relay Cooler Fan 1, Relay Cooler Fan 2, Relay Electric Coolant Pump VW Common Control State, Relay For High Heat Output, Relay For High Heating Output, Relay For Low Heat Output, Relay For Low Heating Output, Relay For Prefeed Pump, Relay For Pump, Fuel Cooling VW Common Control State, Relay Secondary Air Pump, Release Both Brakes Control State, Release Both Brakes Control Value On Off, Release Left Brake Control State, Release Left Brake Control Value On Off, Release Right Brake Control State, Release Right Brake Control Value On Off, Rem Cen Lck Tst Ctrl Val VW Com Ctrl St, Remote Balance Control Control Value, Remote Balance Control Soundposition, Remote Control Status Control Value, Remote Control Test Control Value Indicator Light, Remote Control Test Control Value Supply Voltage, Remote Freq Selection DAB Band III Ctrl Value Freq DAB Band 3, Remote Frequency Selection AM Control Value, Remote Frequency Selection AM Frequency AM, Remote Frequency Selection DAB Band III Frequency DAB Band 3, Remote Frequency Selection DAB Band L Frequency DAB L Band, Remote Frequency Selection FM Control Value Frequency FM, Remote Frequency Selection FM Control Value, Remote Frequency Selection FM Frequency FM, Remote Set AF Control Value State, Remote Set AF State, Remote Set Bass Sound Settings, Remote Set DAB Announcement Control Value Alarm, Remote Set DAB Announcement Control Value Area Weather Flash, Remote Set DAB Announcement Control Value Event Announcement, Remote Set DAB Announcement Control Value Financial Report, Remote Set DAB Announcement Control Value News Flash, Remote Set DAB Announcement Control Value Programs Info, Remote Set DAB Announcement Control Value Road Traffic Flash, Remote Set DAB Announcement Control Value Special Event, Remote Set DAB Announcement Control Value Sport Report, Remote Set DAB Announcement Control Value Transport Flash, Remote Set DAB Announcement Control Value Warning Service,

Remote Set DAB Linking Control Value Mode, Remote Set DAB Linking Mode, Remote Set DAB Mute Control Value DAB Mute, Remote Set DAB Mute DAB Mute, Remote Set DRC DRC State, Remote Set Dyn ZF State, Remote Set GALA Gala State, Remote Set GALA, Remote Set Hidden Tune Control Value Hidden Tune, Remote Set Hidden Tune Hidden Tune, Remote Set Highcut State, Remote Set Lband L Band Selection, Remote Set Loudness State, Remote Set Loudness, Remote Set Middle Sound Settings, Remote Set Mute Mute State, Remote Set Phase Diversity On Off Tuner, Remote Set Sound Settings Set Bass, Remote Set Sound Settings Set Middle, Remote Set Sound Settings Set Treble, Remote Set TP Control Value State, Remote Set TP State, Remote Set Treble Sound Settings, Remote Source Selection Control Value Source Selection, Remote Source Selection Control Value, Remote Source Selection Source Selection, Remote Start Kl 15 Request Control Value, Remote Start Or Pre Conditioning Relay Control Value, Remote Voice Control Control Value Speech Dialog State, Remote Voice Control Speech Dialog State, Remotes KL 15-Anfo Von FFB Einscha (High-P Ctrl Val, Req 48V V Converter Tst Ctrl Val Set Pnt V, Req Hi V Converter Tst Ctrl Val Set Pnt V, Req Starter Gen Tst Ctrl Val excitation current limit, Req Starter Gen Tst Ctrl Val Generator Set Voltage, Request Alternator Test Control Value Excitation current limit, Request Cleaning Laser Scanner Test Control Value, Requested Alternator Test Control Value Cut-out Speed, Requested Alternator Test Control Value generator set voltage, Requested Alternator Test Control Value Shutdown, Requested Alternator Voltage 15,0V Control Value, Requested Starter Gen Test Ctrl Value Exciter current limit, Reserve Fuel Lamp, Reserved VW Common Control State, Reset Hv Charge Cable Mating Cyc., Retract Function Light Operating Button, Retract Mirror, Reversing Light Test Control Value Side Selection, Reversing Light Test Control Value Start Parameter, Reversing Light Test Control Value, Reversing Light, RGB1 LKL1 Actuator Diagnosis Control Value LED, RGB1 LKL2 Actuator Diagnosis Control Value LED, RGB2 LKL1 Actuator Diagnosis Control Value LED, RGB2 LKL2 Actuator Diagnosis Control Value LED, Ri. Dayt.driv./side Light Led Power Mod., Ri. Lgt. Distr.: Aut. Main Beam, Ri. Lgt. Distr.: Country R. Light, Ri. Light Distr.: Light/dark Lim., Ri. Light Distr.: Motorway Light, Right B-Pillar And Footwell Shut Off Flap Mot Ctrl Value On Off, Right Cornering Light: Dimming, Right Daytime Driving Light Bulb 2, Right Daytime Driving Light, Right Daytime Driving/side Light, Right Footwell Flap Positioning Motor Control Value On Off, Right Head Area Heating, Right Indirect Ventilation Flap Motor Control Value On Off, Right Light Distr.: Urban Light, Right Main Beam Screen, Right Rear Light, Right Rear Upper Body Vent Motor Control Value On Off, Right Sd Light/dayt. Driv. Light Bulb 2, Right Side 2nd Row Actuator Test Precrash Pretensioner, Right Side Actuator Test Precrash Pretensioner, Right Side Light: 1, Right Side Light: 2, Right Side Vent Motor Control Value On Off, Right Static Cornering Light, Right Temperature Flap Control Motor Control Value On Off, Right Temperature Flap Control Motor Setpoint, Right Temperature Flap Ctrl Mot Input Output Control Parameter, Right Valve For Engine Bearing, Right Window Defroster Flap Positioning Motor Ctrl Value On Off, Roller Test Bench Mode, Rolloverbars Control Onoff, Rolloverbars, Roof Beam Audio Test Control Value, Roof Blind Test Control Value Direction Of Movement, Roof Blinds Decalibration, Roof Blinds: Close, Roof Blinds: Open, Roof Contour Lighting Test Control Value, Roof Marker Light, Roof Roller Blind Test Control Value, Rr Air Recirculation Flap Positioning Mot Ctrl Val On Off, Rr Lt Temp Flap Positioning Mot Ctrl Val On Off, Rr Rt Temp Flap Positioning Mot Ctrl Val On Off, Rt B-Pillar And FW Shut Off Flap Mot Ctrl Val On Off, Rt Footwell Temperature Flap Positioning Mot Ctrl Value On Off, Rt FW Temp Flap Positioning Mot Ctrl Val On Off, Rt Win Defroster Flap Positioning Mot Ctrl Val On Off, RTA Warn Signal Control Value, Safe Indicator Light, Safety/Deadbolt Locks Activation, SCR Heating Devices 2 Control Value Param Scr Heating Devices 2, SCR Heating Devices 2 Param Scr Heating Devices 2, SCR Heating Devices 2 VW Common Control State, SCR Heating Devices 2, SCR Heating Devices 3 Control Value Param Scr Heating Devices 3, SCR Heating Devices 3 VW Common Control State, SCR Heating Devices 3, SCR Heating Devices Control Value Param Scr Heating Devices, SCR Heating Devices Param Scr Heating Devices, SCR Heating Devices VW Common Control State, SCR Heating Devices, SCR

Metering Valve 2 VW Common Control State, SCR Metering Valve VW Common Control State, SCR Metering Valve, SCR Reverse Valve VW Common Control State, SCR Reverse Valve, SCR Transfer Pump Param Scr Transfer Pump, SCR Transfer Pump VW Common Control State, SCR Transfer Pump, Search Illumination Operating Button, Search Illumination, Search Lighting For Operating Elements Test Ctrl Value On Off, Seat And Surface Heatings Test Control Value, Seat Angle Adjustment, Seat Backrest Fan 1 Left Control Value, Seat Backrest Fan 1 Rear Left Test Control Value, Seat Backrest Fan 1 Rear Right Test Control Value, Seat Backrest Fan 1 Right Control Value, Seat Backrest Fan 2 Left Control Value, Seat Backrest Fan 2 Rear Left Test Control Value, Seat Backrest Fan 2 Rear Right Test Control Value, Seat Backrest Fan 2 Right Control Value, Seat Backrest Heating Left Test Control Value, Seat Backrest Heating Left Test Input Output Control Parameter, Seat Backrest Heating Right Test Control Value, Seat Backrest Heating Right Test Input Output Control Parameter, Seat Cushion Fan 1 Left Control Value, Seat Cushion Fan 1 Rear Left Test Control Value, Seat Cushion Fan 1 Rear Right Test Control Value, Seat Cushion Fan 1 Right Control Value, Seat Cushion Fan 2 Left Control Value, Seat Cushion Fan 2 Rear Left Test Control Value, Seat Cushion Fan 2 Rear Right Test Control Value, Seat Cushion Fan 2 Right Control Value, Seat Cushion Heating Left Test Control Value, Seat Cushion Heating Left Test Input Output Control Parameter, Seat Cushion Heating Right Test Control Value, Seat Cushion Heating Right Test Input Output Control Parameter, Seat Depth Adjustment Test Control Value, Seat Depth Adjustment, Seat Fore-And-Aft Adjustment, Seat Heating Enabling, Seat Heating Entire Test Control Value, Seat Heating Entire Test Input Output Control Parameter, Seat Heating Front Left Setpoint, Seat Heating Front Left Test Control Value, Seat Heating Front Right Setpoint, Seat Heating Front Right Test Control Value, Seat heating level Rear LED indicator Seat heating Hi, Seat Heating Rear Left Control Value On Off, Seat Heating Rear Left Input Output Control Parameter, Seat Heating Rear Left VW Common Control State, Seat Heating Rear Left, Seat Heating Rear Right Control Value On Off, Seat Heating Rear Right Input Output Control Parameter, Seat Heating Rear Right VW Common Control State, Seat Heating Rear Right, Seat Heating Rear, Seat Heating Release Test Control Value, Seat Heating, Seat Height Adjustment Test Control Value, Seat Height Adjustment Test Direction Of Movement, Seat Height Adjustment, Front, Seat Inclination Adjustment Test Control Value, Seat Inclination Adjustment Test Direction Of Movement, Seat Longitudinal Adjustment Test Control Value, Seat Longitudinal Adjustment Test Direction Of Movement, Seat Movement Relay Disabling, Seat Position Normal, Seat Ventilation Entire Test Control Value, Seat Ventilation, Seating Position 2 Test Control Value Display Unit Adjustment 2, Seating Position 2 Test Control Value Display Unit Adjustment, Seating Position 2 Test Control Value Folding Headrest, Seating Position 2 Test Control Value Footrest Adjustment, Seating Position 2 Test Control Value, Secondary Air Control Val. (bank2), Secondary Air Control Valve, Secondary Air Injection Relay 2 VW Common Control State, Secondary Air Injection Relay 2, Secondary Air Injection Relay VW Common Control State, Secondary Air Injection Relay, Secondary Air Injection Solenoid Valve, Secondary Air Injection Valve 2 VW Common Control State, Secondary Air Injection Valve 2, Secondary Air Injection Valve VW Common Control State, Secondary Air Injection Valve, Secondary Air Pump Relay, Secondary Air Relay, Segment Test Colour, Segment Test Control Value Colour, Segment Test Control Value On Off, Segment Test Kopie Von, Segment Test VW Common Control State, Segment Test, Segmenttest, Sel Lvl Rng Disp Ctrl Val ENUM Sel Lvl Rng Disp, Selector Lever Lock, Selector Lever Range Display Actuation, Self Test Belt Microphones Control State, Self Test Ground Cabling Control Value Currentsource, Send Current Map, Send Reference Map, Sensor For Fine Dust Content Pump Test Control Value, Sensor For Fine Dust Content Valve Test Control Value, Servotronic Steering: Full Assistance, Servotronic Steering: No Assistance, Set Convertible Roof Position Control Value On Off, SH Front Left, SH Front Right, Shft Lck Act Transversal Tst Ctrl Val ENUM Man Lane Lck, Shft Lck Sol Tst Ctrl Val (Shift Lck Sol Test) ENUM Shiftlock, Shift Drum Motor Position Shift Position, Shift Lock Control Value, Shift Lock Solenoid Test Shift Lock Solenoid Test, Shift Valve 2

Refrigerant Test Control Value On Off, Short Brake Apply Left Control State, Short Brake Apply Left Control Value On Off, Short Brake Apply Right Control State, Short Brake Apply Right Control Value On Off, Shut Off Valve For Refrigerant Test Control Value On Off, Shutter Control Value, Side Light Left 2 Test Control Value, Side Light Left Test Control Value, Side Light Right 2 Test Control Value, Side Light Right Test Control Value, Side Light Test 2 Control Value, Side Light Test Control Value, Side Marker Front Left Test Control Value, Side Marker Front Right Test Control Value, Side Marker Light Blub Front Left, Side Marker Light Blub Front Right, Side Marker Light Rear Left, Side Marker Light Rear Right, Side Marker Light Test Control Value, Side Shades Motor, Side Window Blind Test Control Value, Side-Blinkers Bulb Left, Side-Blinkers Bulb Right, Side-Marker Lamp, Left Front, Side-Marker Lamp, Right Front, Sidemarker Test Controlstate Data 2, Sig Sys LED Tst Ctrl Val Additional Keypad Btn 10, Signal Horn Control Circuit, Signal System Led Test Control Value Additional Keypad Button 1, Signal System Led Test Control Value Additional Keypad Button 2, Signal System Led Test Control Value Additional Keypad Button 3, Signal System Led Test Control Value Additional Keypad Button 4, Signal System Led Test Control Value Additional Keypad Button 5, Signal System Led Test Control Value Additional Keypad Button 6, Signal System Led Test Control Value Additional Keypad Button 7, Signal System Led Test Control Value Additional Keypad Button 8, Signal System Led Test Control Value Additional Keypad Button 9, Signal System Led Test Control Value Colour, Signature Light Test Control Value, SIH Rear Left Control Value 1, SIH Rear Left Control Value, SIH Rear Right Control Value 1, SIH Rear Right Control Value, SIL Rear Left (LLR LS1 Li) Control Value, SIL Rear Left(LLR LL1 Li) Control Value, SIL Rear Right (LLR RL1 Re) Control Value, SIL Rear Right (LLR RS1 Re) Control Value, Siren Changeover Test Control Value, Siren Test Control Value, SL Front Left, SL Front Right, Sliding Roof Function Request Disable, Sliding Sunroof Opening, Sliding Sunroof Test 2 Control Value Direction Of Movement, Sliding Sunroof Test Control Value, Solenoid Valve Boost-Press. Control, Solenoid Valve Exhaust Recirclatn 2, Solenoid Valve Exhaust-Gas Recirc., Solenoid Valve/exhaust Flap 1, Solenoid Valve/exhaust Flap 2, Sounder Control Value On Off, Sounder In Dash Panel Insert, Speaker Left Test Control Value, Speaker Right Test Control Value, Special Function II, Special Functions, Speed Change Of Mirror Adjustment Motor Test Control Value, Speed Indicator, Spindle Actuator Of Engine Decoupler VW Common Control State, Srch Lightng Op Elements Tst Ctrl Val On Off, Start Valid Authentication, Start Valid Authentication Control Value, Start/stop Indicator Lamp, Static Cornering Light Left: Down/Dim, Static Cornering Light Left: Up/Bright, Static Cornering Light Right: Down/Dim, Static Cornering Light Right: Up/Bright, Static Cornering Light Test Control Value Side Selection, Static Cornering Light Test Control Value Start Parameter, Static Cornering Lighting Test 2 Control Value, Static Cornerlight Test Controlstate Data 2, Static Headlight Range Control Test Control Value, Static Test, Stationary Cornering Lamp, Status Report Transmission Test Control Value, Steering Column Adjust. Downwards, Steering Column Adjustm. To Front, Steering Column Adjustm. To Rear, Steering Column Adjustm. Upwards, Steering Wheel Heating (2), Steering Wheel Heating, Steering Wheel Vibration Control Value, Steering Wheel Vibration, Stellmotor B-SäUle-Fuß Links Hinten Intervallbetrieb, Stellmotor B-SäUle-Fuß Links Hinten Klappenposition, Stellmotor B-SäUle-Fuß Rechts Hinten Intervallbetrieb, Stellmotor B-SäUle-Fuß Rechts Hinten Klappenposition, Stiffness Test Control Value, Stopwatch, Subwoofer Speaker Control Value, Subwoofer, Sunroof Decalibration Front, Sunroof Decalibration Rear, Sup V 2 Ctrl Motors Air Cond Tst Ctrl Val, Sup V 2 For Ctrl Motors Of Air Condition Test Control Value, Sup V Ctrl Motors Air Cond Tst Ctrl Val, Sup V O-P Depth Discharge Protected Tst Ctrl Val, Sup V O-P On Actd Term 15 Tst Ctrl Val, Sup Voltage For Ctrl Motors Of Air Condition Test Control Value, Supercharger Magnetic Clutch, Supp. Heater Heating Element 2, Supplem. Heater Heating Element 1, Supplem. Heating Pump Actuation, Supplementary Heater, Supply Voltage Camera Test Control Value, Supply Voltage For Air Condition Sensors Test Control Value, Suppress Mirror Glare, Surface Heating Entire Test Control Value, Swinging Logo Test Control Value 1, Swinging Logo Test, Swirl Flap Actuator, Swirl Flap Positioner 1, Swirl Flap Positioner 2, Swirl Flap, Switch

and Instrument Lighting, Switch Between Antennas, Switch Control Control Value Status Switch, Switch Search And Functional Lights Entire Test Control Value, Switchable Water Pump, Switchable Waterpump VW Common Control State, Switchable Waterpump, Swivel Motor: Deploy, Swivel Motor: Initialization, Swivel Motor: Retract, System Adjustment Control Value, System Adjustment, System Check For Boosting Function Control Value Onoff, System Function Test Control Value, System Function Test Deactivation, System function test, System Functional Test, System Identification, Tachometer, Tail Lights Left, Tail Lights Right, Taillights, Tank Characteristic (Fuel Level Sensor 3), Tank Characteristic (Fuel Level Sensor 4), Tank Flap Locking: Actuation, Tank Flap Release, Tank Flap Test Sequence 1 Control Value, Tank Flap, Tank Leak Unit Solenoid Valve, Tank Leakage Diagnosis Pump, Taxi Alarm Test Control Value Can Signal, Taxi Alarm Test Control Value Indication Light, Taxi Alarm Test Control Value Roof Sign, Taxi Roof Sign Test Control Value Indication Light, Taxi Roof Sign Test Control Value Roof Sign, TCS And ESP Indicator Light Test Control Value, Temperature Flap Control Motor Control Value On Off, Temperature Flap Control Motor Setpoint, Temperature Flap Control Motor, Temperature Flap Motor Left, Temperature Flap Motor Right, Temperature Flap Rear Control Motor Setpoint, Temperature Flap Rear Ctrl Motor Input Output Control Parameter, Temperature Flap Servomotor: Left, Temperature Flap Servomotor: Right, Terminal 30 Interior Lighting Test Control Value, Terminal 30 Output Pin10 Test Control Value, Terminal 30 Output Pin9 Test Control Value, Terminal 30G Relay, Terminal 58s, Terminal 58st, Terminal 58xs Test Control Value, Terminal 58xt Test Control Value, Test Accumulator And Compressor Control Value Onoff, Test Announcement, Test Distance Line In Display Control Value, Test Diverse Viewing Modes Control Value, Test Drive Activation, Test Drive Deactivation, Test Image In Middle Display, Test Images Control Value, Test Images, Test Mode, Test picture in center display, Test Screen, Test Sound, Test Voice Prompt, Testbild Im Mitteldisplay, Testbild Schachbrettmuster Invers, Testbild Schachbrettmuster, Testing Signal Audio Alternating, Testing Signal Audio, Theft Protection Control Option, Theft Protection Control Value, Theft Protection, Throttle Actuator, Throttle Body Module Control Circuit, Throttle Valve 1 VW Common Control State, Throttle Valve 1, Throttle Valve 2 VW Common Control State, Throttle Valve 2, Throttle Valve Control Module, Throttle Valve Control Unit, Throttle Valve, Throttle Valve, Bank 1, Tire Pressure Monitoring, Tiredness Detection Switch Off / On, Topview Camera Cleaning Request Control Value 1, Topview Camera Display Test Control State, Torque Converter Clutch, Torque Demand Left Level 1, Torque Demand Left Level 2, Torque Demand Left Level 3, Torque Demand Right Level 1, Torque Demand Right Level 2, Torque Demand Right Level 3, Tourist Mode, Trailer Articulation Angle Sensor Function Test Control Value, Trailer Back-Up Lights, Trailer Brake Control Actuation Actuator Test Control Value, Trailer Brake Lights Left, Trailer Brake Lights Right, Trailer Brake Lights, Trailer Fog Lights Rear, Trailer Hitch Indicator Lamp 2 Actuator Test Control Value, Trailer Hitch Indicator Lamp Actuator Test Control Value, Trailer Hitch Pop Up Test Control Value, Trailer Hitch Power Pivoting In Actuator Test Control Value, Trailer Hitch Power Pivoting Out Actuator Test Control Value, Trailer Hitch Pull In Test Control Value, Trailer Hitch Unlock Test Control Value, Trailer Tail Lights Left, Trailer Tail Lights Right, Trailer Tail Lights, Trailer Turn Signals Left, Trailer Turn Signals Right, Transm. Oil Cooler Bypass Valve, Transmission Coolant Valve, Transmission Mount 1 VW Common Control State, Transmission Mount 1, Transmission Mount 2 VW Common Control State, Transmission Mount 2, Transmission Oil Pump Activation VW Common Control State, Transmission Power Test VW Common Control State 1, Transmission Power Test VW Common Control State 2, Transmission Power Test VW Common Control State 3, Transmission Power Test VW Common Control State Signal Path, Transmission Power Test VW Common Control State, Transmission Power Test VW Common Ctrl State Transmission Power, Treble Bass Horn Test Control Value, Treble Speaker Front Left, Treble Speaker Front Right, Treble Speaker Front, Treble Speaker Rear Left, Treble Speaker Rear Right, Treble Speaker Rear, Trunk and Interior Lights, Trunk Light Left, Trunk Light Right, Trunk Light, Trunk Locking Module, Trunk Motor, Trunk Remote Unlocking, Turbine Sol. Valve Turbocharger2,

Turboch. Recirc.-Air Sol. Valve, Turbocharger 1, Turbocharger Bypass Valve 2 VW Common Control State, Turbocharger Bypass Valve 2, Turbocharger Bypass Valve Control Circuit, Turbocharger Bypass Valve VW Common Control State, Turbocharger Bypass Valve, Turbocharger Control Unit 2, Turbocharger Control Valve 2 VW Common Control State, Turbocharger Control Valve 2, Turbocharger Control Valve VW Common Control State, Turbocharger Control Valve, Turbocharger Turbine Inlet Valve VW Common Control State, Turn Signal Front Left 2 Test Control Value, Turn Signal Front Right 2 Test Control Value, Turn Signal Lamp Acoustic Signal, Turn Signal Light Test Control Value, Turn Signal Side Left Test Control Value, Turn Signal Side Right Test Control Value, Turn Signals Left Test Control Value, Turn Signals Left, Turn Signals Right Test Control Value, Turn Signals Right, Turn Signals Test Control Value Side Selection, Turn Signals Test Control Value Start Parameter, Turn Signals Test Control Value, TV Camera Activation Request Control Value 1, Tweeter Speaker Front Left Control Value, Tweeter Speaker Front Left, Tweeter Speaker Front Right Control Value, Tweeter Speaker Front Right, Tweeter Speaker Motor Fr Right Ctrl Value Retractable Speaker, Tweeter Speaker Motor Front Left Ctrl Value Retractable Speaker, Tweeter Speaker Motor Front Left Retractable Speaker, Tweeter Speaker Motor Front Left, Tweeter Speaker Motor Front Right Retractable Speaker, Tweeter Speaker Motor Front Right, Tweeter Speaker Rear Left Control Value, Tweeter Speaker Rear Left, Tweeter Speaker Rear Right Control Value, Tweeter Speaker Rear Right, Underfloor Lighting Test Control Value, Unlock Charging Plug Test Control Value, Unlock Charging Plug Test, Upper Backrest Adjustment Test Control Value, USB Functional Test, Vacuum Pump For Brakes Actuation Control Value On OFF, Valet Parking Indicator Lamp, Valet Parking Warning Lamp Control Value, Valve For Engine Mounting 1, Valve For Engine Mounting 2, Valve For Transmission Mounting 1, Valve For Transmission Mounting 2, Variable Intake Manifold VW Common Control State, Variable Intake Manifold, Variable Intake System, Veh Stabilization Prog SW Vlv 1 Ctrl Val On Off, Veh Stabilization Prog SW Vlv 1 VW Local Ctrl St, Veh Stabilization Prog SW Vlv 2 Ctrl Val On Off, Veh Stabilization Prog SW Vlv 2 VW Local Ctrl St, Vehicle Conditioning, Vehicle Inclination Sensor Indicator Lamp, Vehicle Lowering Front Left, Vehicle Lowering Front Right, Vehicle Lowering Rear Left, Vehicle Lowering Rear Right, Vehicle Stabilization Program Switch Valve 1 Ctrl Value On OFF, Vehicle Stabilization Program Switch Valve 2 Ctrl Value On OFF, Vehicle Starter Interlock Control Value, Vehicle Starter Interlock Vehicle Starter Interlock, Vehicle Velocity Signal Test Control Value Pullup Resistor, Video Signal Test Input Output Control Parameter, Visual Comfort Operation/Closing Confirmation, Volume Control Valve 1 VW Common Control State, Volume Control Valve 2 VW Common Control State, Wakeup Cable Activation Of BCM, Warning Beeper Control Value Tonauswahl, Warning Beeper Warning Beeper, Warning Beeper, Warning Buzzer, Warning Lamp For Adaptive Light Test Control Value, Warning Lamp, Warning Lamps Control Value, Warning Lamps, Warning Message, Warning Signal Charging Level In Percent, Warning Signal Control Value Premonition Level, Warning Tone Generator, Washer Fluid Level Indicator Lamp, Washer Jet Heating Test Control Value, Washer Jet Heating Test Input Output Control Parameter, Wastegate Solenoid Valve, Wastegate VW Common Control State, Wastegate, Water Cooling Bypass Vlv Charge Air Cooling VW Com Ctrl State, Water Mixing Act Chrg Air Cooling VW Com Ctrl St, Water Mixing Actuator Charge Air Cooling VW Common Ctrl State, Water Mixing Actuator VW Common Control State, Water Pump Setpoint, Water Valve Setpoint, Wheel Speed Sensor Test Executiontime, Wheel Speed Sensors Index Error Test Control Value Axle, Wind Deflector Movement Control Value Direction Of Movement, Wind Frame Latch Direction Selection, Window Head Up Display Test Control Value, Window Regulator Front Down Actuation Time, Window Regulator Front Down Start Parameter, Window Regulator Front Up Actuation Time, Window Regulator Front Up Start Parameter, Window Regulator Long Drop Position Control Value, Window Regulator Lowering, Window Regulator Motor, Window Regulator Raising, Window Regulator Rear Down Actuation Time, Window Regulator Rear Down Start Parameter, Window Regulator Rear Up Actuation Time, Window Regulator Rear Up Start Parameter, Window

Regulator Test Driver Side Front Control Value, Window Regulator Test Driver Side Rear Control Value, Window Regulator Test Passenger Side Front Control Value, Window Regulator Test Passenger Side Rear Control Value, Window Shade Motor Rear, Window Wiper Front Position Test Control Value, Window Wiper Front Test Control Value Wiper Cycles, Window Wiper Front Test Control Value Wiping Level, Window Wiper Front Test Control Value, Window Wiper Module Rear Test Control Value, Window Wiper System Rear Test Control Value, Windscreen Heater For Camera Control Value, Windscreen Heater For Camera, Windscreen Heater For Lane Departure Warning, Windscreen Heating Control Value, Windscreen Heating Input Output Control Parameter, Windscreen Wiper: Position, Windshield Washer Jet Heating, Windshield Washer Pump Front, Windshield Washer Pump Rear, Windshield Washer Pump, Windshield Wiper Heater Element, Washer Jet Heater, Windshield Wiper Motor Stage 1, Windshield Wiper Motor Stage 2, Windshield Wiper Motor, Windshield wiper, Wiper Interval Rear, Wiper: Upper Reverse Point, Woofer Speaker Front Left Control Value, Woofer Speaker Front Left, Woofer Speaker Front Right Control Value, Woofer Speaker Front Right, Woofer Speaker Rear Left Control Value, Woofer Speaker Rear Left, Woofer Speaker Rear Right Control Value, Woofer Speaker Rear Right, Yellow Function Lamp, Yellow Indicator Lamp For Lane Departure Warning Control Value, Yellow Indicator Lamp For Lane Departure Warning, Yellow Lane Keep.ass. Indic. Lamp, Yellow Warning Lamp Control State, Yellow Warning Lamp Control Value On Off, Yellow Warning Lamp Control Value VW Common Control State, Yellow Warning Lamp Control Value

New BMW/Mini Coverage

- Added coverage for 6 new system applications

25 new Adjustment type special tests:

A/C Air Distribution Flap Test, Activate Parking Brake For Pad Replacement, Air Conditioner Control Motors: Adapt Positions To The System, Air Conditioner Control Motors: Service Position Activation, Air-Conditioning System Control Unit Reset, Clutch Parameters Adaptation, Deactivate Parking Brake For Pad Replacement, IMA CYL 7, IMA CYL 8, MSA Permanent Deactivation, MSA2 STARTER EXCHANGE, Permanent setting or clearing diagnostic test operation, Program Injector 1, Program Injector 2, Program Injector 3, Program Injector 4, Program Injector 5, Program Injector 6, Reset Adapts, Reset valve lift adaptation, Setting The Power Saving Mode: Production, Setting The Power Saving Mode: Transport, Setting The Power Saving Mode: Workshop, Write Klp Position Central Drive Value, Write Zero Speed Learning Value

409 new Actuation type special tests:

AC Control Panel Button - Invalid, Accumulated run time of gear box oil pump, Activate 12V Output (Step motor supply), Activate additional Water pump, Activate Compressor valve, Activate DC/DC Converter HV Current 10A in Buck mode, Activate DC/DC Converter HV Current 10A in Standby mode, Activate DC/DC Converter HV Current 20A in Buck mode, Activate DC/DC Converter HV Current 20A in Standby mode, Activate DC/DC Converter HV Voltage 100V in Buck mode, Activate DC/DC Converter HV Voltage 100V in Standby mode, Activate DC/DC Converter HV Voltage 200V in Buck mode, Activate DC/DC Converter HV Voltage 200V in Standby mode, Activate DC/DC Converter LV Current 100A in Buck mode, Activate DC/DC Converter LV Current 100A in Standby mode, Activate DC/DC Converter LV Current 150A in Buck mode, Activate DC/DC Converter LV Current 150A in Standby mode, Activate DC/DC Converter LV Voltage 15V in Buck mode, Activate DC/DC Converter LV Voltage 15V in Standby mode, Activate DC/DC Converter LV Voltage 25V in Buck mode, Activate DC/DC Converter LV Voltage 25V in Standby mode, Activate electrical Water pump, Activate EME ZSE Relay Open Close, Activate P Solenoid, Activate PTC Module Front -

Individual, Activate PTC Module Front - Left, Activate PTC Module Front - Right, Activate PWM-signal display illumination, Activates/Deactivates DME Idle Speed Controller, Activation EME Drive, Activation EME Electronic Motor Generator, Activation of eDH Protective Locking, Activation PATT - Off, Activation PATT - Standby Operation, Activation PATT - Stationary Operation, Activation ZSE Battery Register, Actual Pressure In Acceleration Test Mode, Actuate Default PTC Module, Actuate Left PTC Module, Actuate Right PTC Module, Adaptation Counter To Check The Plausibility Of Adaptation, Adaptation MASK CHAMP, Adjust Fan Speed, After Muffler Flap, Age of oxidation catalyst with respect to HC, Age of oxidation catalyst with respect to NO2, Age of the DPF related NO2 and HC, Age of the SCR catalyst, Air Flap 1, Air Intake Test(Analog; Gen. 2), Air Intake Test, AKKS Status, All Fuel Injectors off, Apply Mode Check, Auto-Hold Indicator Lamp, Auxiliary Water Pump Low Temp EGR Circuit - Status, Balance Value LL (idle), Bedding-in, BlowBy Heating Element Status, Blower High Select, Blower Low Select, Blower Offset, Boost Gauge, Boost Pressure Regulator Duty Cycle Accel Test Mode, Boost Pressure Regulator Offset, Brake temperature - Front left, Brake temperature - Front Right, Brake temperature - Rear left, Brake temperature - Rear Right, Car memory/Key memory-Blowers Offset, Car memory/Key memory-High/Low Sensity Program, Clock Fuel Injector Test, Combined Indicator Comfort Index, Compressor Bypass Valve, Consumption Curve, Control AC Compressor, Control Amplifiers, Control central actuator valve, Control Device Replacement Without Value Transfer, Control Key (AC Max), Control Key (GBL Minus), Control Key (GBL Plus), Control Key(AC), Control Key(AUC), Control Key(AUTO), Control Key(DEF), Control Key(HHS), Control Key(LV), Control Key(UML), Control left fresh air/recirculation air, Control left water valve, Control right fresh air/recirculation air, Control right ventilation valve(BASIS), Control Right Water Valve, Control the outside temperature in diagnostic mode, Coolant Circuit Thermostat, Coolant Temp Operation, CTRL Mode Writing, Cylinder Homogeneous Equality Function, Delete the Variants, Detection Gasoline In Oil, Diagnostic Mode of SG Maintenance, Diagnostic Test Mode With/without Timeout Monitoring, Direction of the engine to be programmed, Disable The Oil Level Sensors, Distance traveled since last performance, Divert Air Solenoid Valve, Driving the rear lid, Duration Average Measurement, Duration Overtemperature At the Metering Valve (SCR), Duty cycle for EGR valve in Acceleration Test mode, Duty cycle for throttle in Acceleration Test mode, DXC Status, Ecos Measurement Start Condition, Electric Auxiliary Water Pump-LIN, Electric Fuel Pump 1 Control, Electric Fuel Pump on FPC, Emergency activation of the engine to be programmed, Emergency final position of the engine to be programmed, Emergency Function Auxiliary Water Pump, EMPI Speed Activation, EMPI Speed Percent, Evaluate hydraulic pressure reserve, Examine Flash signature, Exchange of metering, Exchange Of NOx Sensor Upstream Of SCR Catalyst, Exhaust damper control, Exhaust Gas Temp Sensor before OxiCat Status, Exhaust Gas Temperature Pre DPF, Expansion Tank Valve Status, Fault Indicator RED, FBM 7 Test, FDC Status, FGR Status, FIGA Function DSC Status, Flap Motor Opening - Layer, Flap Motor Opening - Left Mixed, Flap Motor Opening - Rear Layer, Flap Motor Opening - Right Mixed, Flap Motor Opening - Ventilation, Forward OE Pump, Front Axle Proportional Valve, Fuel Evaporation Regeneration Valve, Fuel Filter Heater Status, Fuel pump - CAN, GBX Position Sensor Status, Gear Control, Gear Oil Pump Relay, Generator - Exciter Current Limit, Generator - Load Response, Generator - Nominal Voltage, Grill Air Vent Control, GSG Status, HC poisoning (difficultly released) (SCR), HC poisoning (easily released) (SCR), Heating-Heater Relay (SCR), Heating-pressure line (SCR), Heating-tank 2 (SCR), HFM-Disconnection, HFM-Mass-Disconnection, HHS Select, High Pressure Compressor Bypass 2, High Pressure Control Mode, High Pressure VNT, High Pressure VNT1, High Pressure VNT2, High Sensity PRG, Hill Hold Control Button Led, Hydro Pump, Idle Speed Control Valve, Bank 2, Idle Speed, IEP Test Start Stop, Illumination (LED GEBL 6) Control, Illumination (LED GEBL 7) Control, Illumination (LED Left Seat Ventilation 1) Control, Illumination (LED Left Seat Ventilation 2) Control, Illumination (LED Left Seat Ventilation 3) Control, Illumination (LED Right Seat Ventilation 1) Control, Illumination (LED Right Seat Ventilation 2) Control, Illumination (LED Right Seat

Ventilation 3) Control, Illumination (LED SL Left Up) Control, Illumination (LED SL Right Down) Control, Illumination (LED SL Right Middle) Control, Illumination (LED SL Right Up) Control, Illumination (LED Space) Control, IMA Flag (programmed), Injector Cylinder 1: Deactivation, Injector Cylinder 2: Deactivation, Injector Cylinder 3: Deactivation, Injector Cylinder 4: Deactivation, Injector Pump Shut-Off Valve, Instrument Cluster, Insulation Test of Cooling Media Compressor - No Active, Interlock, Lambda Sensor Heater 2 (Bank 1), Left Footwell Flap, Left LV Select, Left Side Controller Control, Left SL Select, Levelup Function Enable, Light Switch On Power Reduction, Limiting factor in particle errors, Limiting Torque, LIN Water Pump Activation with 10% Speed, LIN Water Pump Activation with 80% Speed, Load Pressure Plate Low Pressure, Load Pressure Plate, Long-term acquisition of the metering (SCR), Low Pressure Compressor Bypass 1, Low Pressure EGR, Low Sensity PRG, Low-temperature EGR Valve Circuit, LOWTOL Mode Writing, Lumbar Support Adjustment, Max AC Select, Max Quiescent Current Threshold, Max. Rail Pressure During Hd Test, Measure, Metering in the AGA (SCR), Min. Rail Pressure During Hd Test, Motor Fan Relay, MSA DEAK AV, MSA2 DEAK DEAKT, MSA2 DEAK DFSP, MSA2 DEAK EA, MSA2 DEAK EV, MSA2 DEAK FAV, MSot particulate mass, NH3 Level Of SCR Catalytic Converter, NMK EEPROM values, Off memory for key 1, Off memory for key 2, Off memory for key 3, Off memory for key 4, Off memory for workshop key, Offset Error in Combined Fuel Pressure and Fuel Temp Sensor, Oil Pressure Valve Trigger, Open IGBTs to Shut off Electric Motor as High-Ohmic on AC Side, Operating time since last generation, OTUR Offset Value, Panel Off, Particle Values, Passive tank pump-analog (SCR), PCU on CAN Status, PCU/DCDC Converter Status, Persistent Activation and Persistent Deactivation, Piston Cooling Valve, Prefeed Pressure Sensor Status, Pressure Sensor on Particulate Filter Status, Pump - Passive Tank (SCR), PWM Fuel Pump Timeout, PWM Fuel Pump, QLT Status, Quantities Drift Compensation, Quantity control valve HDP52, Quantity Control Valve Trigger, Read ash amount alignment, Read Manufacturer-Specific Data of Flap Motor, Read mileage of next ashes adjustment, Rear Axle Proportional Valve, Rear Rotation Angle Control, Reduced Power Output On Most Bus, Refrigerant Circuit Switch Valve, Releases Stick Hold, Replacement Of NOx Sensor According To SCR Catalyst, Replacement Of Temperature Sensor (Upstream Of SCR Catalyst), Replacing The Oxidation Catalyst, Replacing The SCR Catalyst, Rest, Return to SG, Right Footwell Flap, Right LV Select, Right SL Select, Running total OEL regeneration time, Selector LED: D, Selector LED: N, Selector LED: R, Selector Lever Display, separation valve front axle, separation valve rear axle, Set Output Ports, Set Blue LED Brightness (PWM) of Function illumination, Set Brightness (PWM) Of Function Illumination, Set EME Activation Bit, Set EME Refrigerant Valve Active and Close, Set EME Refrigerant Valve Active and Open, Set Green LED Brightness (PWM) of Function illumination, Set Of Output Ports (ShortTermAdjustment), Set Orange LED Brightness (PWM) of Function illumination, Set Red LED Brightness (PWM) of Function illumination, Set Speed, Set Temperature on AC Control - Middle, Set the mixed air port value, Set The PWM Of The ECU-Search Lighting, Set The PWM Of The Search Key Lighting Of The ECU, Set The PWM Of The Show Ring Illumination Of The ECU, Set The PWM Of The Tractor-Search Lighting, Set the stratification port value, Set Torque, Sg Replacement Without Data Transfer, SH Left Select, SH Right Select, Shutdown EGAS Component(DK1), Shutdown EGAS Component(DK2), Shutdown EGAS Component(LLS1), Shutdown EGAS Component(LLS2), Shut-off Injector 5, Shut-off Injector 6, SHZH circulation pump, SHZH Combustion Air Blower, SHZH Switch Valve, SHZH Test Run, SHZH Test Temination, Simulate the temperature adjustment plate on left panel, Simulate the temperature adjustment plate on right panel, Solenoid 2/4 Current Control, Solenoid 2/4 Position Control, Solenoid 5/3 Current Control, Solenoid 5/3 Position Control, Solenoid 6/7 Current Control, Solenoid 6/7 Position Control, Solenoid Clutch Current Control, Solenoid DRV1 Current Control, Solenoid DRV2 Current Control, Solenoid R/1 Current Control, Solenoid R/1 Position Control, Specify Dosing Strategy - DOS, Specify Dosing Strategy - DPF, Specify Dosing Strategy - NOXDS, Specify Dosing Strategy - NOXUS, Specify Dosing Strategy - OXI, Specify Dosing Strategy - SCR,

Specify Dosing Strategy - SG, Specify Dosing Strategy - TEMP, Specify IMA Adjustment Flags, Speed Sensor and Pulse Wheel - LF, Speed Sensor and Pulse Wheel - LR, Speed Sensor and Pulse Wheel - RF, Speed Sensor and Pulse Wheel - RR, Spent fuel mass since last regeneration, Spin Flap, Start up/Drop HV System, Starting Torque, suction valve front axle, suction valve rear axle, Switch Pump Drive, System Lamp Test, SZM Illumination (LED HDC Or MSA), SZM Illumination (LED MSA), SZM Illumination (LED PDC), SZM Illumination (LED Roof Up Or Valve), SZM Illumination (LED Roof Up), SZM Illumination (LED SHL 1), SZM Illumination (LED SHL 2), SZM Illumination (LED SHL 3), SZM Illumination (LED SHR 1), SZM Illumination (LED SHR 2), SZM Illumination (LED SHR 3), SZM Illumination (LED SKL 1), SZM Illumination (LED SKL 2), SZM Illumination (LED SKL 3), SZM Illumination (LED SKR 1), SZM Illumination (LED SKR 2), SZM Illumination (LED SKR 3), SZM Illumination (LED VDA), SZM Illumination (LED VDZ), SZM Key(DSC-off), SZM Key(DTC), SZM Key(HDC), SZM Key(HKL), SZM Key(JP-Camera), SZM Key(Left-Key Active), SZM Key(MSA), SZM Key(Roof down), SZM Key(Roof up), SZM Key(Roof Valve), SZM Key(SHL), SZM Key(SHR), SZM Key(SKL), SZM Key(SKR), SZM Key(Sun Shade), SZM Outputs(Clock), SZM Outputs(Data), SZM Outputs(Strobe), Test Firing ROC, Test Pump Available Control, Test Result Counter To Check The Plausibility Of Adaptation, Throttle 2 Trigger, Transmission Oil Pump, Transverse Acceleration DSC Trim, Trigger Motor Bearings, UML/AUC, Vacuum Test, VAK Filling Control, Valve Coolant Expansion Tank, VVT (VANOS) Inlet Bank 1, VVT (VANOS) Inlet Bank 2, VVT (VANOS) Inlet Solenoid 1, VVT (VANOS) Inlet Solenoid 2, VVT (VANOS) Outlet Bank 1, VVT (VANOS) Outlet Bank 2, VVT (VANOS) Outlet Solenoid 1, VVT (VANOS) Outlet Solenoid 2, VVT (VANOS) Pressure Storage Valve, VVT Deviation, VVT High Current Control, Wall Film - On Exhaust Pipe stored before SCR NH3, Waste Gate 1, Water Pump Electronic Box Hybrid Drive

New Jaguar Coverage

6 new Actuation type special tests:

Bat Sd And Gnd Sd Pow O-P Dr Stat - 3 Ampere -Batter Sd -Output, Bat Sd And Gnd Sd Pow O-P Dr Stat - 3 Ampere -Ground Sd -Output, Bat SD And Gnd SD Pow O-P Dr Stat - 5 Ampere -Batter Sd -Output, Deployable Towbar Switch State, Steering Column State, Trailer Lamp Test Switch State

New Land Rover Coverage

- Added coverage for 17 new system applications

7 new Actuation type special tests:

Bat Sd And Gnd Sd Pow O-P Dr Stat - 1 Ampere -Ground Sd -Output, Bat Sd And Gnd Sd Pow O-P Dr Stat - 3 Ampere -Batter Sd -Output, Bat Sd And Gnd Sd Pow O-P Dr Stat - 3 Ampere -Batter Sd -Output, Bat Sd And Gnd Sd Pow O-P Dr Stat - 3 Ampere -Ground Sd -Output, Bat SD And Gnd SD Pow O-P Dr Stat - 5 Ampere -Batter Sd -Output, Deployable Towbar Switch State, Trailer Lamp Test Switch State

Bosch Automotive Service Solutions Inc.

28635 Mound Road

Warren, MI 48092

USA

tech@boschdiagnostics.com

855-267-2483