

Bosch ADS Software Update – April 2022

Ver 4.21

<https://www.boschdiagnostics.com/diagnostic-systems>

Version 4.21 release update includes more model year **2022** vehicle coverage and additional **ADAS** calibrations with over 19,902 new special tests & 1,538 new system applications.

ALL NEW Special Function added: Determine the health check of any engine that supports MAF with **Volumetric Efficiency**.

Mercedes Special Functions: static Compression Test to measure and track cranking RPM; combined Engine Running Injector Kill function to enable/disable injectors for all cylinders in one test; Headlight Binning (Replacement) function to code in replacement headlamps; new EVAP Purge and Seal functional test to aid in leak diagnosis of various systems.

Add and modify Shop Logos to Pre-Post Scan Reports.

Preview release notes prior to downloading updates from the Software Update Menu.

Software and coverage feature details provided in these release notes.



ADS X

ADS

Coverage Highlights (More Details start on Page 4)

2022 Coverage added – DTC, Data support and Bi-Directional functions

- **Audi** – Q5
- **Ford** – F-250 Super Duty, F-350 Super Duty, F-450 Super Duty, F-550 Super Duty
- **Hyundai** – Ioniq, Ioniq 5, Kona Electric, Kona N, Nexo, Veloster N
- **Kia** – Carnival, EV6, Forte, Niro, niro EV, Rio, Sorento
- **Mercedes** – A-Class, CLA-Class, CLS-Class, E-Class (213), E-Class (238), GLA-Class, GLB-Class, GLS-Class, Metris, Sprinter
- **Mitsubishi** – Outlander Sport
- **Volkswagen** – Golf R

Multiple Models and Years Coverage added - Bi-Directional functions

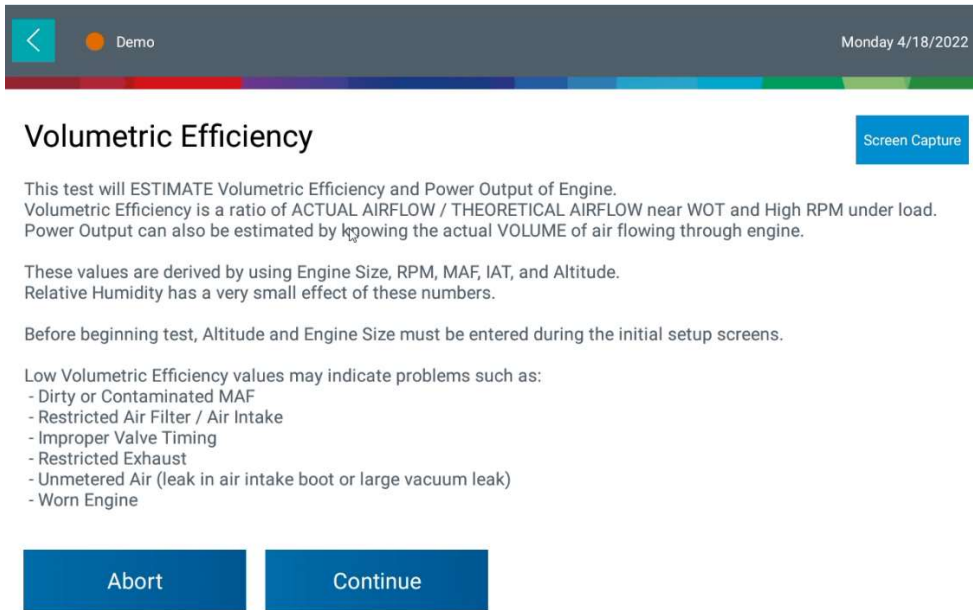
ADAS* – New ADAS calibration coverage:

- **2022 Coverage:**
 - Nissan – Coverage added for 2022MY Altima, Kicks, Maxima, Rouge Sport, Versa
 - Subaru – Enhanced Dynamic Test
 - BMW – Coverage added for 2022MY new models

**All Dynamic ADAS calibrations are included in standard ADS Tool Subscription. Static calibrations that require ADAS targets and fixtures require additional ADAS Subscription used with ADS 625/625X.*

SPECIAL FUNCTIONS Highlights:

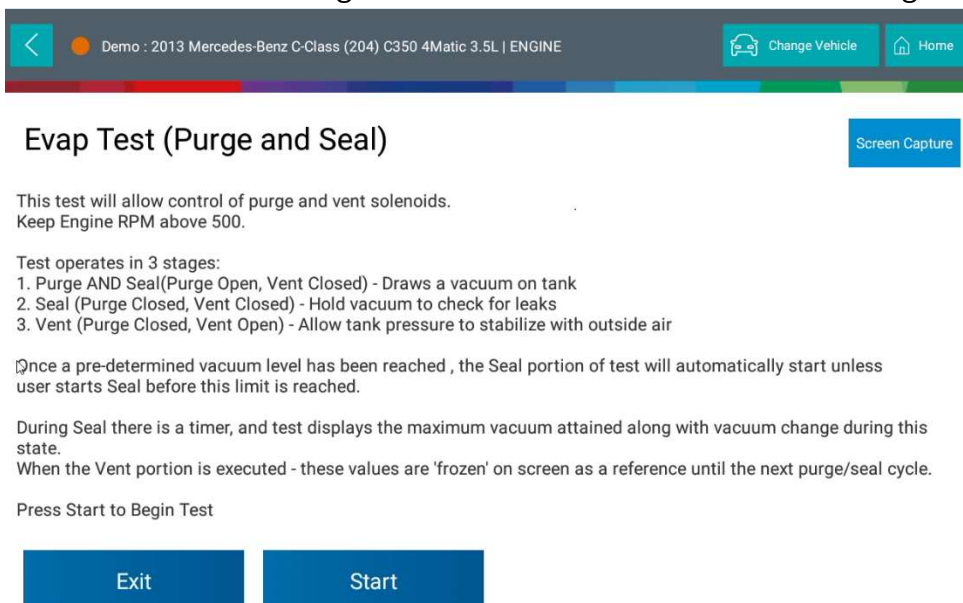
- **Volumetric Efficiency Test** – This is a new addition to our coverage not included on most other tools. This function will assist on determining the health check of any engine that supports MAF. You will be able to find this function in the ‘Special Tests Shortcuts’ for all vehicles.



The screenshot shows the 'Volumetric Efficiency' test screen. At the top, there is a navigation bar with a back arrow, a 'Demo' indicator, and the date 'Monday 4/18/2022'. The title 'Volumetric Efficiency' is displayed in a large font, with a 'Screen Capture' button to its right. Below the title, there is a paragraph of text explaining the test: 'This test will ESTIMATE Volumetric Efficiency and Power Output of Engine. Volumetric Efficiency is a ratio of ACTUAL AIRFLOW / THEORETICAL AIRFLOW near WOT and High RPM under load. Power Output can also be estimated by knowing the actual VOLUME of air flowing through engine.' This is followed by another paragraph: 'These values are derived by using Engine Size, RPM, MAF, IAT, and Altitude. Relative Humidity has a very small effect of these numbers.' A third paragraph states: 'Before beginning test, Altitude and Engine Size must be entered during the initial setup screens.' Below this, there is a list of potential issues: 'Low Volumetric Efficiency values may indicate problems such as: - Dirty or Contaminated MAF, - Restricted Air Filter / Air Intake, - Improper Valve Timing, - Restricted Exhaust, - Unmetered Air (leak in air intake boot or large vacuum leak), - Worn Engine'. At the bottom of the screen, there are two large blue buttons: 'Abort' and 'Continue'.

- **Mercedes Specific Improvements and Additions:**

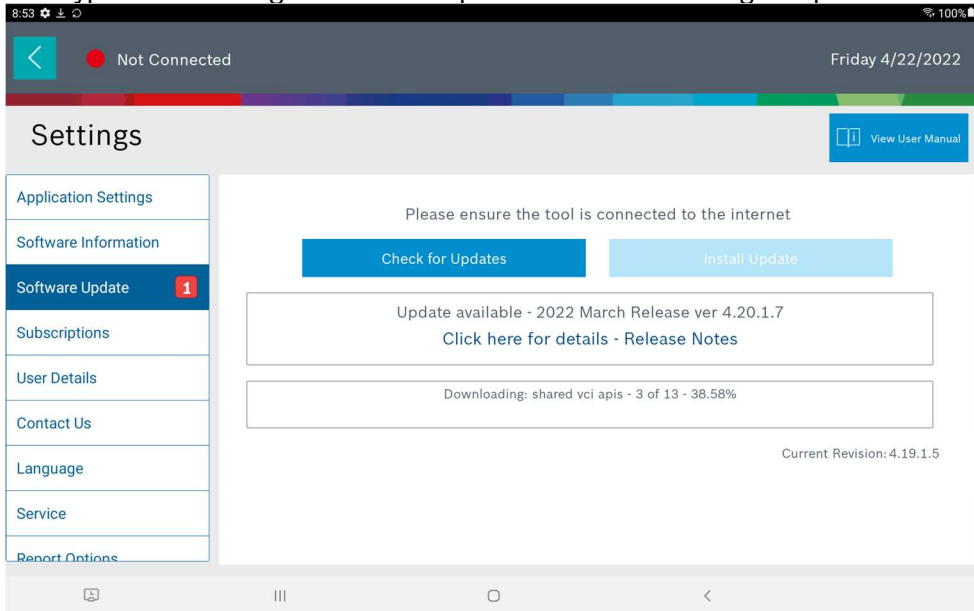
- Improved grouping and clean-up of item names.
- Addition of a static Compression Test to measure and track cranking RPM.
- Added a new combined Engine Running Injector Kill function to be able to Enable/Disable Injectors for all cylinders in one test.
- Added a new ‘Headlight Binning’ (Replacement) function to enable users to code in replacement headlamps
- Created a new EVAP Purge and Seal functional test to aid in leak diagnosis of these systems:



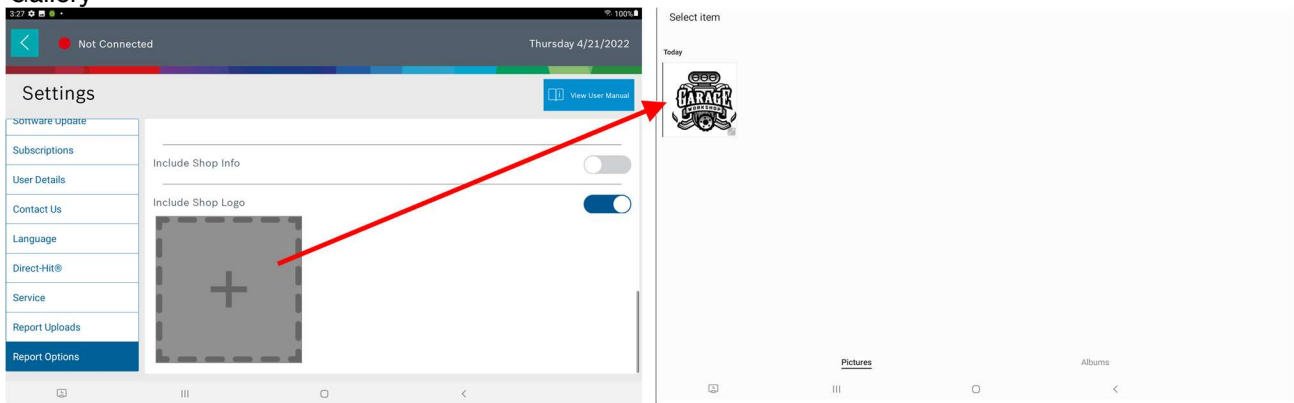
The screenshot shows the 'Evap Test (Purge and Seal)' screen. At the top, there is a navigation bar with a back arrow, a 'Demo' indicator, and the vehicle information 'Demo : 2013 Mercedes-Benz C-Class (204) C350 4Matic 3.5L | ENGINE'. There are also 'Change Vehicle' and 'Home' buttons. The title 'Evap Test (Purge and Seal)' is displayed in a large font, with a 'Screen Capture' button to its right. Below the title, there is a paragraph of text: 'This test will allow control of purge and vent solenoids. Keep Engine RPM above 500.' This is followed by a paragraph: 'Test operates in 3 stages: 1. Purge AND Seal(Purge Open, Vent Closed) - Draws a vacuum on tank, 2. Seal (Purge Closed, Vent Closed) - Hold vacuum to check for leaks, 3. Vent (Purge Closed, Vent Open) - Allow tank pressure to stabilize with outside air'. A fourth paragraph states: 'Once a pre-determined vacuum level has been reached, the Seal portion of test will automatically start unless user starts Seal before this limit is reached.' A fifth paragraph says: 'During Seal there is a timer, and test displays the maximum vacuum attained along with vacuum change during this state. When the Vent portion is executed - these values are ‘frozen’ on screen as a reference until the next purge/seal cycle.' Below this, there is a line of text: 'Press Start to Begin Test'. At the bottom of the screen, there are two large blue buttons: 'Exit' and 'Start'.

SOFTWARE ENHANCEMENTS:


- **Quick Scan Improvement**
 - Bug Fix for Quick Scan where scans were hanging on steps XX of YY. Additionally, this will correct the “Error code 1: controller thread not running” when cancelling and re-running Quick Scan.
- **Release Notes Preview**
 - Preview Release Notes before installing the latest update.
 - Hyperlink in Settings > Software Update when downloading an update.



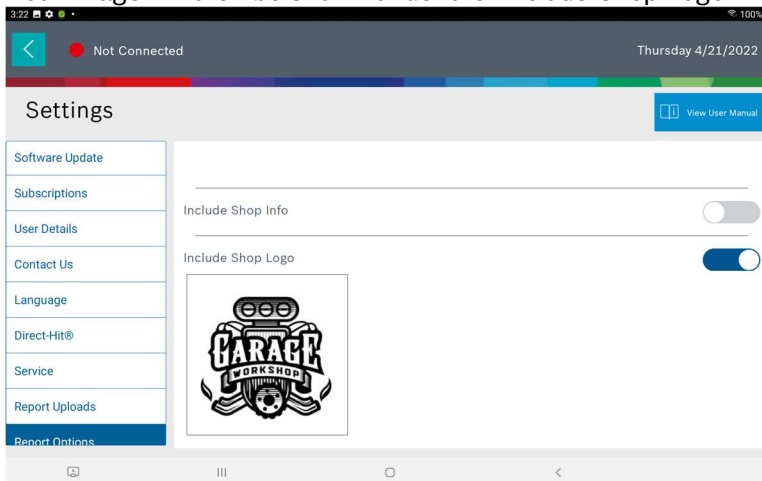
- **Pre/Post Scan Reports – Shop Logos**
 - Improve the ability to add shop logos in Report Options
 - From Settings > Report Options (where available), tap on “Include Shop Logo”, and navigate to image in Gallery



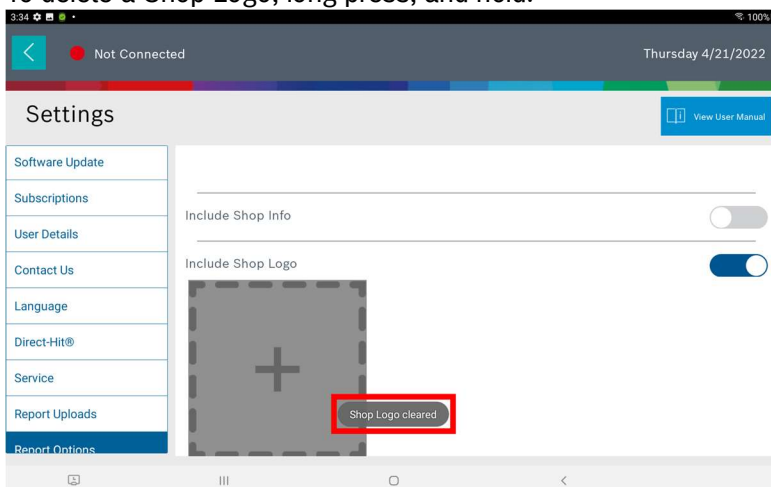
- When logo is selected, the logo can be adjusted before including. Crop, rotate, or set the ratio for the image. When complete, tap on the checkmark in upper right-hand corner to accept changes.
- NOTE: Changes are not made to the original file, only to the logo they are including on the reports.



Your image will then be shown under the “Include Shop Logo”.



To delete a Shop Logo, long press, and hold.



New Coverage Details – USA Domestic

New Chrysler/Dodge/Jeep/Ram Coverage

207 new Adjustment type special tests:

ABS Bleed Brakes, ABS Initialization, Accessory Delay, Active Grill Shutter Replaced, Actuator Calibration, AFLS Calibration, AIS Adaptive Reset, Aisin QuickLearn, ASCM Initialization, Auto Door Lock Routine, Auto Door Lock, Auto Door Unlock, Auto High Beam Demo Mode Test, Back Lighting, Bleed Brakes, Brake Bleed (3 Channel), Brake Bleed Procedure, Brake Pedal Calibration, Calibration Routine, CAM Crank Relearn Routine, Change Country Code, Change Language Preferences, Change Measurement Units, Channel Output Test, Check PCM VIN, Clear All Learned Seat Parameters, Clear DEF Pump Learned Offset Values, Clear Engine Auto Restart Crank Counter, Clear Last Remote Start Event Data, Clear Last VTA Trigger, Clear Learning Value, Clear Misfire TLC, Clear Remote Start Abort Data, Clear Remote Start Inhibit Data, Clear Steering Pull Compensation, Clear Stored Accumulated Fuel Mass, Clear TPM Sensor Rolls Test Results, Clear Variable Line Pressure Counters, Clock Display, Closed Coupled Replacement, Clutch Pedal Learn, Configure DRL, Configure License Plate Size, Coolant Three Way Valve Replaced, Coolant Three Way Valve, Diesel Particulate Filter Regeneration, Diesel Particulate Filter Replacement, DPF Pressure Sensor Reset, DPF Regen, DPF Replacement, Driving Regeneration Request, Dual Alternator Enable/Disable, Dual Fuel Tank Enable / Disable, ECU Replacement With Value Transfer, EGR Coolant Regeneration, EGR Low Pressure Learn, EGR System Test, EGS Initialization, Emissions Rolls Test Mode, EMR Reset, Enable / Disable Vehicle Features, Enable/Disable DRL, Enable/Disable Seatbelt Minder Chime, Engine Idle Shutdown Feature Enable/Disable, Entry Time, EPB Service Procedures, ETC Pedal Learn, Exhaust Phaser 1 Cleaning, Exhaust Phaser 2 Cleaning, Exit Shipping Mode, FCM Enable Emissions Rolls Test Mode, Flash Lamps with Lock, Fleet Pin Reset, Headlamp Leveling, High Temp Cabin Valve Cal/Test, Horn Duration, HVAC Actuator Calibration Test, IAC Reset, Idle Shutdown Timer Adjustment, Idle Speed Set Point, Initialize ABS, Initialize Cluster Configuration w/o Odometer Affect, Initialize CVT, Initialize ORC, Initializing ECU, Injector Quantity Adjustment, Intake Phaser 1 Cleaning, Intake Phaser 2 Cleaning, Key FOB Identification, Key Fobs Linked To Memory, KeySense PIN Reset, Learn ETC, Light Rain Sensor Calibration, Light Rain Sensor Re-adaption, Low Temp Coolant Fill - Active Pump, Low Temp Coolant Fill - Passive Pump, Manual DPF Regeneration, Manual Hard Drive Back-up, Mass Air Flow Sensor Initialization, Microphone Output Short Test, Microphone Tone Test, Mobile Desoot - No Minimum Required Soot Load, Most Recent Cool Down Test Results, Multi-Channel Configuration Tone Test, New Engine Installed, Non-Volatile Memory Reset, OCM System Verification Test, Oil Change Light Reset, Oil Change Monitor Type, Oil Life Restore, P2262 Fault Diagnosis Test, Program Engine Serial Number, Program Tire Sensor Identifications, Program Tire Size, Program Variant Coding, PTO RPM Adjustment, PTO Settings, Quick Learn Routine, Quick Learn, Quicklearn 62TE, Quicklearn Non RFE, Quicklearn RFE, RAM Active Air Box Calibration, Remote Start Override, Remote Start Temporary Disable, Reset Adaptive After Oil Change, Reset Adaptive Fuel, Reset Adaptive Memory, Reset Adaptive Values, Reset Adaptives After Block Change, Reset After Replacement Of Lambda Sensor, Reset Aftertreatment Trip Info Accumulators, Reset Air-Fuel Adaptives, Reset Camshaft Adaptives, Reset Clutch Capacity Adaption, Reset Duty Cycle Accumulators, Reset ECU, Reset Enhanced Automatic Oil Change Indicator, Reset Error Free Operation Time to 40 Hours, Reset Fuel Pressure Limit Valve Accumulators, Reset H2O Lamp, Reset High Voltage Cable Open DTC, Reset Memory Adapter - Adaptive Numerator, Reset Memory Adapter - All Adaptive Memory, Reset Memory Adapter - Engine Runtime, Reset Memory Adapter - Fuel Adaptives, Reset Memory Adapter - Fuel ShutOff Reason, Reset Memory Adapter - Minimum TPS, Reset Memory, Reset Minimum TPS, Reset Nox Absorber Counts Accumulators, Reset of Lambda

Values, Reset of SCR Long Term Adaptation Factor, Reset Parameters to Default, Reset Regen Filter Timers, Reset SCR Mileage Counter to 200 Miles, Reset Trip Information Accumulators, Reset VCM Adaptives, Reset VVA Freeze Incorrect Request, Reset Zero Fuel Quantity Calibration, Restore Customer Programmable Features, Rollover Detection, SAS Initialization, SCR DEF Tank Fluid Level Filter Reset, SCR System After ECU Replacement Procedure, SCR System Catalyst Reset, SCR System Dosing Module Replacement, SCR System Pressure Line Replacement, SCR System Tank or Pump Replacement, SCR System Wiring Harness Replacement, Seatbelt Alert System, Sensor Wiring Test, Service DPF Regeneration Routine, Service Procedures, Set Axle Type, Set Max Cruise Speed, Set Max Vehicle Speed, Set Pinion Factor, Set Ride Height Level, Snorkel Output Test, Standardization, Stationary Desoot (DPF Regen), Store Learned TCU Adaptives, System Air Mass/Pressure/Ride Height Readings, TCC Break In, TCM Reset Learned Adaptives Routine, Tip Start Override, Tip Start Temporary Disable, Tire Pressure Sensor Registration, TLC Learn, Tri Zone Actuator Calibration, Turbo Actuator Pre-Align / Self Calibrate, Turn off Gain Mode Override, Update Pressure Thresholds, Valve Body Solenoid Learn, VG Turbo Charger Cleaning Procedure, VG Turbo Cleaning Effective Validation, VGT Actuator PreAlign And Calibration, VGT Learn, VGT Sector Gear Hysteresis Test, View/Reset DOC After Treatment Over Temp Events, View/Reset DPF After Treatment Over Temp Events, View/Reset Duty Cycle Maps, View/Reset NAC After Treatment Over Temp Events, VIN Lock, Write Pinion Factor, Write VIN

2380 new Actuation type special tests:

"EOBD" (Electronic On Board Diagnostic) failure indication, 1st Gear Clutch Test (62TE), 1st Gear Clutch Test (Non-RFE), 1st Gear Clutch Test (RFE), 1st Row Ceiling Light, 2-3 Skip Shift Solenoid Control State, 2-4 Solenoid State, 2-4 Solenoid, 2C Or 2-4 Solenoid, 2nd Gear Clutch Test (62TE), 2nd Gear Clutch Test (Non-RFE), 2nd Gear Clutch Test (RFE), 2nd Prime Gear Clutch Test (RFE), 2nd Row Ceiling Light, 2nd Row Center Seat Backrest Release Actuator, 2nd Row Headrest Release Switch, 2nd Row LT Easy Entry-Exit Switch 2, 2nd Row LT Latch Switch, 2nd Row LT Seat Backrest Release Actuator, 2nd Row LT Seat Easy Entry Release Actuator, 2nd Row LT Seat Fold Switch, 2nd Row LT Seat Headrest Release Actuator, 2nd Row RT Easy Entry-Exit Switch 2, 2nd Row RT Latch Switch, 2nd Row RT Seat Backrest Release Actuator, 2nd Row RT Seat Easy Entry Release Actuator, 2nd Row RT Seat Fold Switch, 2nd Row RT Seat Headrest Release Actuator, 2WD Rolls Mode, 3rd Gear Clutch Test (62TE), 3rd Gear Clutch Test (Non-RFE), 3rd Gear Clutch Test (RFE), 3rd Row Ceiling Light, 3rd Row Fold-Unfold Switch 1 Left, 3rd Row Fold-Unfold Switch 1 Right, 3rd Row Fold-Unfold Switch 2 Left, 3rd Row Fold-Unfold Switch 3 Left, 3rd Row Fold-Unfold Switch 3 Right, 3rd Row Headrest Release Switch, 3rd Row Headrest Release, 3rd Row LT Recline Switch FWD, 3rd Row LT Recline Switch RWD, 3rd Row LT Seat Folding Motor 1, 3rd Row LT Seat Folding Motor 2, 3rd Row LT Seat Headrest Release Actuator, 3rd Row RT Recline Switch FWD, 3rd Row RT Recline Switch RWD, 3rd Row RT Seat Folding Motor 1, 3rd Row RT Seat Folding Motor 2, 3rd Row RT Seat Headrest Release Actuator, 4 Low Indicator, 4C Solenoid State, 4C Solenoid, 4th Gear Clutch Test (62TE), 4th Gear Clutch Test (Non-RFE), 4th Gear Clutch Test (RFE), 4th Row Ceiling Light, 4WD AUTO Indicator, 4WD Auto, 4WD Indicator, 4WD LED, 4WD Lock Indicator, 4WD Lock, 4WD Low, 4WD Neutral Indicator, 4WD, A/C Compressor Clutch Relay Control State, A/C Relay, A/C Request, A/C Select, A/C, ABS (Anti-lock Brake System) safety indication, Abs Failure Indicator, ABS Failure Lamp, ABS fault Lamp, ABS Lamp, ABS Light, ABS Safety indication, ABS Safety lamp, ABS Warning Light, ABS, AC Button, A-C Button, A-C Compressor Clutch Relay Control State, AC emergency shut off, AC Indicator, A-C INDICATOR, AC Off For Vehicle Manoeuvring, AC Request, A-C Request, A-C Select, Acc/Run/Start Relay, Accessory Delay Time, Acc-Run-Start Relay, ACM Wake Up, Activate Driver and Passenger Head Restraints, Activate Fuel Lift Pump, Activate TPM High Gain Mode, Active Exhaust Valve 1, Active Exhaust Valve 2, Active Grill Shutter Test, Actuate All Heaters, Actuate All Seat Heaters, Actuate All Vents, Actuator Test For SCR Device Relay, Actuator Test For Scrdevrly,

Adjustable Pedal Disable Relay, Aero LED, Aero Level, Aftertreatment System Performance Test, Air Bag Lamp, Air Bag Light, Air Bag, Air Condition Relay Control, Air Condition, Air Conditioner Relay Command, Air Defrost Motor Distribution (Left side), Air Defrost Motor Distribution (Right side), Air Mix Motor, Air Mode Motor, Air Rear Motor Distribution, Air Vent - Floor Motor Distribution (Left side), Air Vent - Floor Motor Distribution (Right side), Airbag failure indication, Airbag Fault Indicator, Alarm/Doors Status Led, Alarm/Doors Status/Deterrence LED, Alarm-Doors Status-Deterrence LED, All Doors/Central Locks, All Doors-Central Locks, All LEDs On, All Stop Lights W-Combined Rear Lighting, All Stop Lights W-O Combined Rear Lighting, All Stop Lights, Alternator Current Limit, Alternator Field Control State, Alternator Field Duty Cycle, Alternator Field Duty-Cycle, Alternator Output Voltage Setpoint, Alternator Test, Ambient dimming command, Ambient Dimming, Ambient Illumination; Interior, Ambient Lamp, Ambient Light State, Ambient Light, Ambient Temperature, AMP Output Short Test, AMP Output Tone Test, ANC Output Short Test, Antenna Power, Antilock brake (ABS) failure indication, Anti-lock Brake System (ABS) safety indication, APM Status, Apply release brake rear left EPB, Apply release brake rear right EPB, Apply release electric brake EPB, Approach Light State, ASR Button lamp, ASR-ESP Safety indication, ASR-ESP Safety Lamp, Assist Call Button Green LED, Assist Call Button Red LED, Audio Measure AC and DC, Audio Routing, Audio Test For Subwoofer Specific, Audio Test, Audio Video Signal Detection, Audio Volume (Current Source), Audio Volume (current source), Audio Volume (ENT), Audio Volume (INFO 1), Audio Volume (INFO 2), Audio Volume (SIG), AUTO Button, Auto high beam activation, Auto High beam headlamp indication, Auto High Beam Indicator, Auto Indicator, AUTO LED, Auto Shutdown (ASD) #1 Relay Control State (Left Bank), Auto Shutdown (ASD) #2 Relay Control State (Right Bank), Auto Shutdown (ASD) Relay Control State, Auto Shutdown Relay Control State, Auto Wipers, AutoApply function, Autocheck, Automated Driver Door Ajar Signal, Automated Driver Door Open, Automatic High Beam Operation, Automatic High Beam, Auxiliary Coolant Pump, Auxiliary Fuel Pump, AVAC Motor Central Position, AVAC Motor Down Most Position, AVAC Motor Up Most Position, Average Ambient Temperature, AWD System Switch, BACK button, Back Up Lights, Back Up Trailer Relay Ctrl, Background LED Illumination Level, Background LED State, Backlight Control, Backlight Control-A/C LED, Backlight Control-Auto LED, Backlight Control-Backlight PWM1, Backlight Control-Backlight PWM2, Backlight Control-Backlight PWM3, Backlight Control-Backlight PWM4, Backlight Control-Backlight PWM5, Backlight Control-Backlight PWM6, Backlight Control-Blue Driver/Passenger Temp Down, Backlight Control-Blue LEDs, Backlight Control-Display PWM, Backlight Control-ESP LED, Backlight Control-Front Defrost LED, Backlight Control-HVAC Recirc/AC/Front Def/Rear Def, Backlight Control-LED Jewel Indicator auto, Backlight Control-LED Jewel Indicators excluding Auto, Backlight Control-Rear Defrost LED, Backlight Control-Recirc LED, Backlight Control-Red Driver/Passenger Temp Up, Hazard, Backlight Control-Red LEDs, Backlight Control-Sapphire Blue Enter/Mute Knobs, Backlight Control-Sapphire Blue HVAC Auto/Fan Off, Backlight Control-Sapphire Blue Knob Halo Rings, Backlight Control-Sapphire Blue Lower Row Switchbank Buttons, Backlight Control-Sapphire Blue Screen Off, Back Buttons, Backlight Control-Stop/Start LED, Backlight Control-White Backlight LEDs, Backlight Control-White Ring LEDs, Backlight Leds Control, Backlight PWM 1 (HVAC A/C Backlight) -Manual-, Backlight PWM 11 (Heated Steering Wheel Backlight) -Manual-, Backlight PWM 12 (Parking Assist Front/Rear Backlight) -Manual-, Backlight PWM 13 (Parking Assist Parallel Backlight) -Auto-, Backlight PWM 14 (Lane Departure Warning Backlight) -Manual-, Backlight PWM 18 (Temperature Red Backlight), Backlight PWM 19 (Temperature Blue Backlight), Backlight PWM 2 ((HVAC AUTO Backlight) And (HVAC OFF Backlight), Backlight PWM 20 (MUTE Backlight) -Auto-, Backlight PWM 21 (SCREEN OFF Backlight) -Auto-, Backlight PWM 22 (Blower Symbol Backlight) -Auto-, Backlight PWM 23 (Blower Ring Backlight) -Auto-, Backlight PWM 24 (VOLUME Ring Backlight) -Auto-, Backlight PWM 25 (TUNE/SCROLL Ring Backlight) -Auto-, Backlight PWM 26 (Passenger Airbag Backlight), Backlight PWM 27 (HVAC MODE Button Backlight) -Auto-, Backlight PWM 28

(Radio Power Button Backlight) -Auto-, Backlight PWM 29 (Radio Browse/Enter Button Backlight) - Auto-, Backlight PWM 3 (HVAC Mode And Fr/Rear DEF Backlight) -Manual-, Backlight PWM 30 ((HVAC A/C Backlight) And (HVAC REC Backlight)), Backlight PWM 31 ((HVAC Rr DEF Backlight) And (HVAC Fr DEF Bac, Backlight PWM 32 ((LDW Backlight) And (PAM Fr/Rr Backlight)) - , Backlight PWM 33 (Hazard Backlight), Backlight PWM 4 (HVAC Blower And REC Backlight) - Manual-, Backlight PWM 7 (Dr Heated Seat Backlight) -Manual-, Backlight PWM 9 (Pa Heated Seat Backlight) -Manual-, Backlighting, Backlighting: Driver Temp Down, Pass Temp Down, Backlighting: Driver Temp Up, Pass Temp Upj., Backlighting: Knob Halo White Backlighting, Backup Alarm, Back-Up Lamps, BACKUP LIGHT L-R, Backup Light, Backup Lights, Baggage Lamps, Balance Level Settings, Balance Settings, Bargraph, Bass Level Settings, Bass Settings, Battery Bad (Red), Battery Good (White), Battery LED 1, Battery LED 2, Battery LED 3, Battery LED 4, Battery LED 5, Battery LED 6, Battery LED 7, Battery LED 8, Battery LED 9, Battery Voltage LEDs, BCI LED Control, Bed Lamp, Blower Down Button, Blower Motor Speed, Blower Motor, Blower Up Button, BLUE Circuit, Blue Cooled Seat Indicators, Blue Heated Seat Indicators, Blue Lights, Blue Temperature Bar, Boost Low Pressure Actuator, Boost Pressure Actuator, Boost Pressure, Both Headlamps Max High Position, Both Headlamps Max Low Position, Both Headlamps Move In Maximum Position (for AVAC), Both Headlamps Move In Middle Position (for AVAC), Both Headlamps Move In Minimum Position (for AVAC), Brake Failure Indicator, Brake Indicator, Brake Light, Brake State Output, Brake Switch, Brake Sys Fail Ind, Elec PK Brk Indication And EPB Fail Indicati, Brake Sys Fail Indication, Electronic Parking Brake Indication, Brake system failure indication [BRAKE], BRAKE Text, Brake Warning Lamp, Brk Sys fail Ind (EBD Included) - Man Park Brk Ind, Brk Sys fail Indication, Elec Park Brk Ind, Brk Sys fail Indication, Elect Park Brk Ind and EPB fail Ind, BSM State, BSM Wake Up, BTSI Coil Output Control, BTSI Control, BTSI Solenoid, BTSI, Bussed SRS Indicator Lamp Request, Button 11 (Spare), Button 14 (Spare), Button 15 (Spare), Button 16 (Spare), Button 24 (Spare), Button 6 (Spare), Button 7 (Spare), Button 8 (Spare), Button Indicators, Button Leds PWM Duty, Button LEDs, Button symbol Back-Light PWM Duty, Buttons/Encoder Control-A/C Button, Buttons/Encoder Control-Auto Button, Buttons/Encoder Control-Back Button, Buttons/Encoder Control-Button 1 (Front Defrost), Buttons/Encoder Control-Button 10 (FCW), Buttons/Encoder Control-Button 12 (Back), Buttons/Encoder Control-Button 13 (Screen Off), Buttons/Encoder Control-Button 14 (ESP), Buttons/Encoder Control-Button 16 (PTS), Buttons/Encoder Control-Button 17 (Mute), Buttons/Encoder Control-Button 18 (Enter), Buttons/Encoder Control-Button 19 (Rear Defrost), Buttons/Encoder Control-Button 2 (Driver Temp Up), Buttons/Encoder Control-Button 20 (Passenger Temp Down), Buttons/Encoder Control-Button 21 (Auto), Buttons/Encoder Control-Button 22 (Driver Temp Down), Buttons/Encoder Control-Button 23 (Recirc), Buttons/Encoder Control-Button 3 (Fan Off), Buttons/Encoder Control-Button 4 (Driver Temp Up), Buttons/Encoder Control-Button 5 (AC), Buttons/Encoder Control-Button 9 (Eco), Buttons/Encoder Control-Driver/Main Temp Down Button, Buttons/Encoder Control-Driver/Main Temp Up Button, Buttons/Encoder Control-EBL (Rear Defrost) Button, Buttons/Encoder Control-Enter Button, Buttons/Encoder Control-ESP Button, Buttons/Encoder Control-Front Defrost Button, Buttons/Encoder Control-HVAC Power Button, Buttons/Encoder Control-Mute Button, Buttons/Encoder Control-Passenger Temp Down Button, Buttons/Encoder Control-Passenger Temp Up Button, Buttons/Encoder Control-Recirc Button, Buttons/Encoder Control-Rotary 1 Detents (Volume), Buttons/Encoder Control-Rotary 1 Direction (Volume), Buttons/Encoder Control-Rotary 2 Detents (Fan), Buttons/Encoder Control-Rotary 2 Direction (Fan), Buttons/Encoder Control-Rotary 3 Detents (Tune), Buttons/Encoder Control-Rotary 3 Direction (Tune), Buttons/Encoder Control-Rotary 4 Detents, Buttons/Encoder Control-Rotary 4 Direction, Buttons/Encoder Control-Rotary Blower Knob, Buttons/Encoder Control-Rotary Tuner Knob, Buttons/Encoder Control-Rotary Volume Knob, Buttons/Encoder Control-Screen Off Button, Buzzer Control, Buzzer, Cabin Temperature Sensor, Calibration Sensor, Camera Washer, Cargo Lamp,

Cargo Light Indicator, Cargo Light, CARGO LIGHTS, Catalyst Efficiency Test, CEGR H-Bridge Valve Duty Cycle, Ceiling Light Front, Ceiling Light Rear Left or Central, Ceiling Light Rear Left, Ceiling Light Rear Right, Ceiling Light, Center High Mount Stop Lamp, Center Stop Lamp, Central high mounted Stop Light (CHMSL), Central high mounted Stop Light, Central Lock (Pass Side), Central Lock Relay, Central Lock, Central Stop Lamp, Central Unlock, Channel 1 Audio Control, Channel 1 Audio Output Status, Channel 10 Audio Control, Channel 10 Audio Output Status, Channel 11 Audio Control, Channel 11 Audio Output Status, Channel 12 Audio Control, Channel 12 Audio Output Status, Channel 13 Audio Output Status, Channel 14 Audio Output Status, Channel 15 Audio Output Status, Channel 16 Audio Output Status, Channel 17 Audio Output Status, Channel 18 Audio Output Status, Channel 19 Audio Output Status, Channel 2 Audio Control, Channel 2 Audio Output Status, Channel 20 Audio Output Status, Channel 21 Audio Output Status, Channel 22 Audio Output Status, Channel 23 Audio Output Status, Channel 24 Audio Output Status, Channel 3 Audio Control, Channel 3 Audio Output Status, Channel 4 Audio Control, Channel 4 Audio Output Status, Channel 5 Audio Control, Channel 5 Audio Output Status, Channel 6 Audio Control, Channel 6 Audio Output Status, Channel 7 Audio Control, Channel 7 Audio Output Status, Channel 8 Audio Control, Channel 8 Audio Output Status, Channel 9 Audio Control, Channel 9 Audio Output Status, Charge Air Cooler Coolant Pump, CHARGE PLUG LOCK, CHARGE PLUG UNLOCK, Charge Port Command CAN, Charge Port Command Hard Wired, Charge Port Lock Motor, Charge Port Lock Relay, Charge Port Request Tester, Charge Port Unlock Motor, Charge Port Unlock Relay, Check Engine - MIL Lamp, Check Engine (MIL) Lamp, Check Engine MIL Lamp, Check Engine-MIL (Malfunction Indicator Lamp), Check PCM Odometer, Chiller Shut-off Valve, CHMSL Control, CHMSL Lamp, CHMSL, CHMSL and Stop/Turn Lights, Clearance Identification Lights Relay, Close Dynamic Braking, Clutch Signal To ECM Output Control, CNG Indicator, CNG Injector Relay, CNG Shut Off Relay, CNG/Gasoline Forced Fuel Type, Cold Start Aid Driver 1 Output, Cold Start Aid Driver 1, Comfort Closing And Opening, Comfort ClosingOpening, Comfort Enable, Command Key Unlock, Command Shift Lock, Compressed Natural Gas, Compression Test, Compressor Cool Down, Compressor Current, Compressor Running, Control All Solenoids, Control chime, Convenience/Reading Lamp, Convenience-Reading Lamp, Coolant Bad Indicator, Coolant Good Indicator, Coolant High Temperature Auxiliary Electric Pump, Coolant Temp LED 1, Coolant Temp LED 2, Coolant Temp LED 3, Coolant Temp LED 4, Coolant Temp LED 5, Coolant Temp LED 6, Coolant Temp LED 7, Coolant Temp LED 8, Coolant Temp LED 9, Coolant Temp LEDs, Coolant Temperature, Coolant Three Way Valve Test, Cooldown Test, Cooled EGR H-Bridge Valve System Test, Cooled Seat Driver High Indicator, Cooled Seat Driver Low Indicator, Cooled Seat Driver Med Indicator, Cooled Seat Passenger High Indicator, Cooled Seat Passenger Low Indicator, Cooled Seat Passenger Med Indicator, Cooler Bypass Valve, Cooling Valve Position, Courtesy Lamp 2, Courtesy Lamps Rear Dome Light, Courtesy Lamps, Courtesy/Convenient/Ambient Function, Courtesy-Convenient-Ambient Function, Crankcase Ventilation Heater, Crankcase Ventilation, Cruise Control Lamp, Cushion Extender Motor, Cyl 1 Deactivation Sol Cntrl State, Cyl 6 Deactivation Sol Cntrl State, Cyl 7 Deactivation Sol Cntrl State, Cylinder 1 Deactivation Solenoid Control State, Cylinder 1 UniAir valve command, Cylinder 2 UniAir valve command, Cylinder 3 UniAir valve command, Cylinder 4 Deactivation Solenoid Control State, Cylinder 4 Deactivation Solenoid, Cylinder 4 UniAir valve command, Cylinder 6 Deactivation Solenoid Control State, Cylinder 7 Deactivation Solenoid Control State, Cylinder Balance Test, D LED State, D+ Repetition Relay Command, Dasm Safety Indication Adaptive Cruise Control, Dasm Safety Indication Normal Cruise Control, Day Lights Left - Right, Day Lights Left -Right, Day Lights Left, Day Lights Right, Day Lights, Day Run Light (DRL) Parking Light Left LED, Day Run Light (DRL) Parking Light Left, Day Run Light (DRL) Parking Light Right LED, Day Run Light (DRL) Parking Light Right, Day Run Light (DRL) Parking Turn Light Left, Day Run Light (DRL) Parking Turn Light Right, Daylights and Position Left, Daylights and Position Right, Daylights Halogen Left, Daylights Halogen Right, Daylights Left,

Daylights Right, Daylights Xenon Left, Daylights Xenon Right, Deactivation Parking Sensor, Dead Lock Relay, DeadLock Relay, DeadLock Relay-Independent Driver Door Unlock, DEADLOCK-SECONDARY LOCK (FT), DEADLOCK-SECONDARY LOCK (RR), Dedicated DRL Lamp Left, Dedicated DRL Lamp Right, Dedicated Left DRL, Dedicated Right DRL, DEF (Reductant) Pressure Line Heater Test, DEF (Reductant) Tank Heater Test, DEF Dosing Injection Quantity, DEF Reductant Doser Prime Override Test, DEF Reductant Doser Pump Override Test, Defeat Engine ON, Diesel Cabin Heat 1, Diesel Cabin Heat 2, Diesel Cabin Heat 3, Diesel Cabin Heater #1, Diesel Cabin Heater #2, Diesel Cabin Heater #3, Diesel Cabin Heater 1, Diesel Cabin Heater 2, Diesel Cabin Heater 3, Diesel Cabin Heater 4, Diesel Fuel Heater Relay, Diesel Fuel Heater, Digital Inputs1 High Memory, Dimming display, Dimming Graphics, Direction - VOLUME Encoder, Disable Passenger Airbag Lamp Request, Display Dimming, Display Start Inhibit Data, Door Ajar Indicator, Door Ajar Signal To Front Ceiling Dome, Door Ambient Light State, Door Courtesy Lamp State, Door Handle Approach Lamp State, Door Handle Power Control, Door Handle Power, Door Handle Verification Test, Door Locks, Door Open, Vehicle Does Not Lower, Door Puddle Lamp State, Door Status LED Command, Door Status Led, Doors status - deterrence LED, Double Start Override Relay, DOWN Select Button, Downstream lambda probe heater command, DPF Lamp, DPF Reset Option, DR Solenoid, Drive Away function, Drive Braking - Open Direction, Drive Motor - Close Direction, Drive Motor - Open Direction, Drive Style 2 LED Command, Drive style 2 LED, Drive Style 3 LED Command, Drive style 3 LED, Driver Cooled Seat, Driver Door Ajar Signal To Manual Transmission Automated, Driver Door Ajar Signal To MTA (Manual Transmission Automated), Driver Door Ajar, DRIVER DOOR LOCK LED, Driver Door Lock-Unlock, Driver Door Unlock Relay, Driver Door Unlock, Driver Doors Status - Deterrence LED, Driver heated seat relay command, Driver Heated Seat, Driver Seat Backrest Command, Driver Seat Lift Command, Driver Seat Slide Command, Driver Seat Tilt Command, Driver Side Seat Belt, Driver Temp Detents, Driver Temp Down Button, Driver Temp Rotary Direction, Driver Temp Up Button, DRIVER UNLOCK, Drivers Window Control, DRL - Front Park Lights, DRL Lamp, DRL Left, DRL Right, DRL, DRLs and Side Repeaters, DSU LED Command 1, DSU LED Command 2, DSU LED Command 3, DTI FUEL TRANSFER RLY, DTI LTR CLNT PMP, DTI SPRCHRGR BPV MOTOR, Dual Speed Fuel Pump Relay, Dual Speed Oil Pump Status, Dual Speed Oil Pump, Dual Tank Aux LP Relay, Duct Sensor - Floor Left, Duct Sensor - Floor Right, Duct Sensor - Panel Left, Duct Sensor - Panel Right, Duct Sensor -Floor Left, Duct Sensor -Floor Right, Duct Sensor -Panel Left, Duct Sensors - Panel Right, Duct Sensors -Panel Right, Dump valve command, Dump Valve, Duty Cycle Purge Solenoid, DZ AUTO button, DZ DRIVER TEMP DOWN button / SZ TEMP UP button, DZ DRIVER TEMP UP button / SZ TEMP UP button, DZ PASSENGER TEMP DOWN button, DZ PASSENGER TEMP UP button, EAC Compressor Speed Request, Easy Entry/Exit, EBD (Electronic Brake Distribution) safety indication, EBD Safety Lamp, EBD Warning Light, EBL (REAR DEFOG) button, EBL (REAR DEFOG) Indicator, EBL Status, EC Mirror State, E-CALL Backlight LED, E-Call Button Backlight LED, E-Call Button Green LED, E-Call Button Red LED, E-Call Green Day PWM, E-Call Green Night PWM, E-CALL Green Status LED, E-Call Red Day PWM, E-CALL Red Error LED, E-Call Red Night PWM, ECC Percent Max Torque, ECO Button, ECO Indicator, ECO Led Command, ECO LED, ECO ON-OFF Indicator, ECO, ECO-LPG-SS-E-Costing LED Command, ECVD Compressor PWM Command, ECVD Compressor PWM Command~ECVD Compressor PWM Command, EGR Cooler Bypass, EGR DC Motor Sol Vlv Recir Vlv, EGR DC Motor And Solenoid Valve, EGR Duty Cycle, EGR Hi Pressure Motor Test, EGR Positioner, EGR Throttle Valve, EGR Valve Actuator Test, EGR Valve Replaced, EGR Valve Solenoid Duty Cycle, Elec Stabil Ctrl (ESC) Sys Intrvntn - fail Ind HILL HOLDER Sys, Electric Park Brake Telltale, Electric Park Brake, Electric Power Steering Failure Indication, Electric Seat Movimentation Relay, Electric Thermostat Heater Solenoid Duty Cycle, Electric Thermostat Heater Solenoid, Electric Transmission Oil Pump, Electric Vacuum Pump, Electric Wastegate Valve, Electronic Brake Distribution (EBD) safety indication, Electronic Parking Brake (EPB) failure indication, Electronic

Stability Control (ESC) Indicator, Electronic Stability Control (ESC) OFF lamp indication, Electronic Stability Control (ESC) system deactivation, Electronic Stability Control Off, Electronic Stability Control Request, Electronic Stability Control, EMCC VLP Solenoid, Emissions Failure Lamp, Emissions Rolls Test Mode Is Active, EMTC Encoder Power Return, EMTC Encoder Power Supply (5V), Enable sunroof unit, Enable The One Press All Unlock Feature, Enable Trailer Tow Lamps, Engine After Run Coolant Pump, Engine Check Lamp [MIL], Engine Digital Fan 1, Engine Digital Fan 2, Engine Misfire-EOBD Engine Fail DEF-UREA Fail, Engine Off Injector Toggle Test, Engine Oil Pump Valve, Engine RPM Control, Engine Running Injector Kill Test, Engine Speed Cluster, Engine Temp LEDs, Engine Temperature, Engine Warm Up, Engine Water Over Temperature, Enter Button, Enter Plant Mode, Enter, EOBD And Engine System Fault Lamp, EPB (Electric park brake) Button Led, EPB (Electric park brake) Red lamp, EPB (Electric park brake) Yellow lamp, EPB Auto Apply Control, EPB Button lamp, EPB Drive Away Control, EPB Failure Lamp, EPB Function Lamp, EPB Service, EPB Switch Function LED, EPB switch lamp, EPB Warning Light, EPS Adaptive Data Control, EQ Loudness Test, ESC - HILL HOLDER Sys Fail Indicator, ESC (Electronic Stability Control) Safety lamp, ESC (Electronic Stability Control) System Deactivation, ESC / Hill Holder Failure Lamp, ESC Button Lamp, ESC Disable Lamp, ESC Failure Lamp, ESC Indicator, ESC Malfunction Lamp, ESC OFF lamp, ESC Off, ESC ON-OFF Indicator, ESC Safety Lamp, ESC System Deactivation, ESC, ESCL 12 Volt Feed Control, ESCL Unlock Control, ESIM Forced Monitor Test, ESM Power Supply, ESP button, ESP Light, ESP OFF Indicator, ETC Indicator Test, ETC Lamp, ETC System Test, ETC Throttle Follower Test, EVAP Purge Valve, Evaporator Sensor Temperature, Evaporator Temp Sensor, Evaporator Temperature Sensor, EVCU Wake Up, Exhaust Brake Auto Green, Exhaust Brake Yellow, Exhaust Brake, Exhaust Gas Cooler Bypass Valve, Exhaust Gas Recirculation Valve, Extend Mileage With SCR Active Faults, External Control Variable Displacement (ECVD), External Mirror Fold, External Mirror Unfold, External Temperature, Externalcrown Light Rear Left LED, Externalcrown Light Rear Right LED, Externally Controlled Variable Displacement (ECVD) Command (DC), F L Heat Seat Request - Output, F L Vent Seat Request - Output, F R Heat Seat Request - Output, F R Vent Seat Request - Output, Faceplate Controls (Eject Button), FAD Feedback Voltage, FAD Lock Request, FAD Power Output, FAD Request Output, FAD Supply Voltage, Fade Settings, Fader Level Settings, Fader Settings, Fan Climate Relay, Fan Clutch PWM Duty Cycle Output, Fan Clutch Test, Fan Control, Fan Off Button, Fan Rotary Detents, Fault Message F1 -Service Air Suspension, FCW Button, FCW Indication Forward Collision Warning, First Pass Cool Down Test Results, First Row Driver Seatbelt Buckle Sensor-Switch, First Row Passengers Seatbelt Buckle Sensor-Switch, Flash Hazard Lamps on Lock, Flasher - Rear backup Left Light, Flasher - Rear backup Right Light, Flasher Front Left, Flasher Front Right, Flasher Rear - Lateral Left, Flasher Rear - Lateral Right, Flasher-Rear backup Left Light, Flasher-Rear backup Right Light, Flex Fuel reserve indication, Flipper Glass 2, Fog Front Light Left, Fog Front Light Right, Fog Lamp, Fog Lamps, Fog Light Led, Fog Lights, Fog Rear Light Or Second Backup Light, Foot Well, Foot Well/Halo Lamps, Foot Well-Halo Lamps, Forward Collision Warning OFF, Forward Collision Warning, Freeze Current State, Frequency Step Selection Tuner AM-FM, Frequency Step Selection Tuner FM2, Frequency Step Selection, Front Blower Control, Front Blower Motor, Front Blower Potentiometer Knob Position, Front Blower Speed, Front Ceiling Light - Inadvertent Lights, Front Ceiling Light + Inadvertent Lights, Front Ceiling Light Command Enable, Front Ceiling Light, Front Collision Off, Front Collision Off, FRONT DEFROST button, Front Defrost Indicator, Front Defrost, Front Defrost-Max Defrost Button, Front Dome Reading Light, Front Driver Window Lifter Command Down, Front Driver Window Lifter Command Up, Front Driver window lifter command, Front DRL Light Xenon, Front Fog Lamps, Front Fog Light Left, Front Fog Light Right, Front Fog Lights Halogen, Front Fog Lights, Front Fog, Front Foglights, Front Lateral Left Turn Lights, Front Lateral Right Turn Lights, Front Left Flasher, Front Left Heat Seat Request, Front Left Heated Seat Button, Front Left Heated Seat Indicator, Front Left Parking Light, Front Left Turn Lamp, Front Lock doors command, Front

Mode 1 Actuator Position, Front Mode 1 Defrost Actuator Position, Front Mode 2 Panel Actuator Position, Front Mode Actuator Position, Front Mode Door Actuator Position, Front Mode Potentiometer Knob Position, Front Off Road Camera Washer, Front Parking Light, Front Parklamps, Front Passenger Window Lifter Command Down, Front Passenger Window Lifter Command Up, Front Passenger window lifter command, Front Position Light Xenon, Front Position-DRL Light Halogen, Front Refrigerant Shut-off Valve, Front Right Flasher, Front Right Heat Seat Request, Front Right Heated Seat Button, Front Right Heated Seat Indicator, Front Right Parking Light, Front Right Turn Lamp, Front Shut-Off Valve Request, Front Side Marker, Front Unlock, Front Vertical Motor, Front Wash, Front Washer Relay, Front Washer, Front Wash-Mist, Front Wiper (High/Low), Front Wiper (High-Low), Front Wiper (On/Off), Front Wiper (On-Off), Front Wiper Hi Speed, Front Wiper Low-Int Speed, Front Wiper Motor, Front Wiper Test, Front Wiper, Front/Rear Washer, Front-Rear Washer, Fuel Cap Indicator, Fuel Door Lock, FUEL DOOR UNLOCK, FUEL FILTER HEATER - PARK (L-R), Fuel Filter Heater, Fuel Filter Heating, Fuel filter water level warn lamp, Fuel Filter Water Level Warning Lamp, Fuel Injector 1 Control State, Fuel Injector 1, Fuel Injector 2 Control State, Fuel Injector 2, Fuel injector 3 Control State, Fuel Injector 3, Fuel Injector 4 Control State, Fuel Injector 4, Fuel Injector 5 Control State, Fuel Injector 5, Fuel Injector 6 Control State, Fuel Injector 6, Fuel Injector 7 Control State, Fuel Injector 7, Fuel Injector 8 Control State, Fuel Injector 8, Fuel Injector Balance, Fuel Injector Cleaning, Fuel Injector, Fuel Level LEDs, Fuel Level low, Fuel Metering Unit Actuator, Fuel Metering Unit, Fuel Pre Supply Pump, Fuel Pressure Override, Fuel Pressure Regulated O/P (Bar), Fuel Pressure Regulator Valve, Fuel Pressure Regulator, Fuel Pump Relay Control State, Fuel Pump Relay, Fuel Pump, Fuel System Run Up Test, Fuel Type, Functional LED Illumination Level, Functional LED State, Gas Injector Relay, Gasoline Indicator, GATED PARK RELAY, Gated Park ZFII Output Control, Gated Park ZFII Output, Gear Lever Position Display Test, Gear Position, Gear Selection, General Stop Function, Generator Ramp Time, Generator Speed Threshold, Glow Lamp, Glow Plug / Cold Inhibit Lamp, Glow plug indication - Cold Start inhibition, Glow Plug, Glow Relay, HALOS Circuit, Haptic Motor, Hazard LED, HCSS WAKEUP, Head Lamp Wash, Head Lamp Washer Relay, Head Rest Actuation, Head Rest Relay, Headlamp Delay Time, Headlamp Washer, Headlamps On With Wipers, Headlamps, Heated Rear Window Led Command, Heated Rear Window Relay, Heated Rear Window, Heated Seat Driver High Indicator, Heated Seat Driver Low Indicator, Heated Seat Driver Med Indicator, Heated Seat Left Request, Heated Seat Passenger High Indicator, Heated Seat Passenger Low Indicator, Heated Seat Passenger Med Indicator, Heated Seat Right Request, Heated Steering Wheel Button, Heated Steering Wheel indicator, Heated Steering Wheel Request - Output, Heated Steering Wheel Request, Heated Steering Wheel, Heated Steering Wheel~Heated Steering Wheel, Heater EBL, Heater Rear Mirror, Heater Rear Window, Heating Driver Command, Heating Passenger Command, Heating Steering Wheel Command, HEV Belt-Driven Coolant Pump Clutch Relay, HEV Engine Aux Heater LIN Coolant Pump, HEV Engine Belt-Driven Coolant Pump Clutch Relay, HEV Fuel Tank Isolation Valve Solenoid, HEV TPIM Inverter LIN Coolant Pump, High Beam Enabled, High beam headlamp indication, High Beam Indicator, High Beam Left, High Beam Light, High Beam Lights, High Beam Right, High Beam Xenon with shutter, High Beam, High Beams Lights Halogen, High Beams Lights, High Beams, High Pressure Fuel Rail Test, High Pressure Fuel System Test, High Side For Diesel Filter Heater Relay Command, HIGH SIDE POWER SEAT RELAY, High Speed Engine Cooling Fan Control, High Speed Fan Relay, High Speed Fan, High Temp Aux Pump, High Temp Cabin Valve Rotation, High Temp Coolant Fill - Aux Pump, High Temp Shut-off Valve, High Voltage Battery Precharge Contactor Test, High Voltage Coolant Heater, Hill Ascending Button, Hill Ascending Indicator (Select Speed Lamp), Hill Hold Indicator, Hill-Holder Safety indication, Hill-Holder Safety Lamp, Hill-Holder Safety Lamp-Message, Horizontal Headrest Motor, Horizontal Motor, Horn LS Driver, Horn relay command, Horn Relay, Horn, HPCR Duty Cycle Output, HPCR Duty Cycle, HSD 21W 1, HSD 21W 2, HSD 21W 3, HSD 21W 4, HSD FOR LED 1, HSD FOR LED 2, HSD RELAY 1,

HSD RELAY 2, HSD RELAY 3, HSD RELAY 4, HSD RELAY 5, HSD RELAY 6, HSD RELAY 8,
 Humidity Sensor Air Temperature, Humidity Sensor Dewpoint Temperature, Humidity Sensor Glass
 Temperature, Humidity Sensor Relative Humidity, HVAC AUTO Indicator, HVAC Cool Down Test,
 HVAC Mode Button, HVAC Power (OFF) Button, HVAC POWER button, HVAC Self Test, I/P
 Illumination, Ice Led, ICR-HCR Relay, Idle RPM Test, Ignition Coil 1, Ignition Coil 10, Ignition Coil
 2, Ignition Coil 3, Ignition Coil 4, Ignition Coil 5, Ignition Coil 6, Ignition Coil 7, Ignition Coil 8,
 Ignition Coil 9, Ignition Run - Acc 1, Ignition Run - Acc 2, Ignition Run - Start, Ignition Run, Ignition
 RUN/ACC 1, Ignition RUN/ACC 2, Ignition RUN/START, Ignition RUN-ACC 1, Ignition RUN-ACC 2,
 Ignition RUN-START, IGNM Motor Control, Illuminated Approach Time, Immobilizer Antenna Test,
 Immobilizer Antenna, In Motion Menu Control, In Motion Menu, Indicator 1 -A-C Indicator, Indicator
 10 -Pa Heated Seat HIGH Indicator, Indicator 11 -Heated Steering Wheel Indicator, Indicator 12 -
 Front-Rear Park Assist Indicator, Indicator 13 -Parallel Park Assist Indicator, Indicator 14 -Lane
 Departure Warning Indicator, Indicator 2 -AUTO Indicator, Indicator 3 -EBL (Rear Defrost) Indicator,
 Indicator 4 -REC Indicator, Indicator 5 -Front Defrost Indicator, Indicator 6 -Knobs Indicators,
 Indicator 7 -Dr Heated Seat LOW Indicator, Indicator 8 -Dr Heated Seat HIGH Indicator, Indicator 9
 -Pa Heated Seat LOW Indicator, Indicator Control-A/C Indicator, Indicator Control-Auto Indicator,
 Indicator Control-ESP Off Indicator, Indicator Control-FCW Indicator, Indicator Control-Front
 Defrost Indicator, Indicator Control-Indicator 1 (Auto), Indicator Control-Indicator 10 (SSO),
 Indicator Control-Indicator 11 (PPA), Indicator Control-Indicator 12 (LDW), Indicator Control-
 Indicator 2 (AC), Indicator Control-Indicator 3 (Recirc), Indicator Control-Indicator 4 (Front Defrost),
 Indicator Control-Indicator 5 (Rear Defrost), Indicator Control-Indicator 6 (ECO), Indicator Control-
 Indicator 7 (FCW), Indicator Control-Indicator 8 (Traction Control), Indicator Control-Indicator 9
 (PTS), Indicator Control-LDW Indicator, Indicator Control-Park Sense Indicator, Indicator Control-
 Rear Defrost Indicator, Indicator Control-Recirc Indicator, Indicator Control-Stop/Start Indicator,
 Indicator Lamp Airbag, Indicator Leds Control, Indicator PWM 1 (A-C Indicator), Indicator PWM 10
 -Pa Heated Seat HIGH Indicator, Indicator PWM 11 -Heated Steering Wheel Indicator, Indicator
 PWM 12 -Front-Rear Park Assist Indicator, Indicator PWM 13 -Parallel Park Assist Indicator,
 Indicator PWM 14 -Lane Departure Warning Indicator, Indicator PWM 2 -AUTO Indicator, Indicator
 PWM 3 -EBL (Rear Defrost) Indicator, Indicator PWM 4 -REC Indicator, Indicator PWM 5 -Front
 Defrost Indicator, Indicator PWM 6 -Knobs Indicators, Indicator PWM 7 -Dr Heated Seat LOW
 Indicator, Indicator PWM 8 -Dr Heated Seat HIGH Indicator, Indicator PWM 9 -Pa Heated Seat
 LOW Indicator, Initiate P2BA9 SCR Refill Monitor, Injector 1 coil command, Injector 1 command,
 Injector 2 coil command, Injector 2 command, Injector 3 coil command, Injector 3 command,
 Injector 4 coil command, Injector 4 command, Injector Kill Test, Inlet Metering Valve, Inlet valve FL
 activation, Inlet Valve FL, Inlet valve FR activation, Inlet Valve FR, Inlet valve front left activation,
 Inlet Valve Front Left, Inlet valve front right activation, Inlet Valve Front Right, Inlet Valve Left Front
 (Normally Open), Inlet Valve Left Front, Inlet Valve Left Rear (Normally Open), Inlet Valve Left
 Rear, Inlet Valve LF(Normally Open), Inlet Valve LR (Normally Open), Inlet valve rear left
 activation, Inlet Valve Rear Left, Inlet valve rear right activation, Inlet Valve Rear Right, Inlet Valve
 RF (Normally Open), Inlet Valve Right Front (Normally Open), Inlet Valve Right Front, Inlet Valve
 Right Rear (Normally Open), Inlet Valve Right Rear, Inlet valve RL activation, Inlet valve RL, Inlet
 Valve RR (Normally Open), Inlet valve RR activation, Inlet valve RR, Input Test, Instrument Panel
 Dimming, Instrument Panel Dimming, Intake Air Throttle Actuator Test, Intake Air Throttle Actuator,
 Intake Manifold Short Runner Valve (SRV) Solenoid Control State, Intake Manifold Short Runner
 Valve Solenoid, Intake Manifold Tuning Valve (MTV) Solenoid Control State, Intake Manifold
 Tuning Valve Solenoid, Intake Port Shut Off, Intake Throttle Duty Cycle Output, Intake Throttle
 Duty Cycle, Interior Ambient Lighting, Interior Convenience Lamps 2, Interior Convenience Lamps
 3, Interior Convenience Lamps, Interior Panel Dimming Lamps 2, Interior Panel Dimming Lamps,
 Interior Vanity Lamps, Internal Led Night Lights, Internal Night Lights, Internalcrown Light Rear Left
 LED, Internalcrown Light Rear Right LED, Inverter Enable Command, Inverter Enable Relay,

Inverter Enable, Inverter Status Indicator, Inverter Switch, Inverter, IOD RELAY ON LSD, IP dimming command, I-P Illumination, IP Run 1, IP Run 3, IP Run Start 1, IP Run Start 2, IPC Self Test, IRCM Heater, IRCM Relay Unlock Control, Key LED PWM Duty, Key LED, Key lock command, Key Solenoid Coil, Key Symbol Back-Light PWM Duty, Keypad Backlight Control, KeySense, KIN ACC LED State, KIN Antenna Power, KIN LED Control, KIN OFF LED State, KIN OFF LED, KIN RUN LED State, KIN RUN LED, KIN Start/Stop LED State, KIN Start-Stop Button (SSB) LED, KIN Start-Stop LED State, Knob Lock State, L/U And SEL On Off Solenoid, L/U Solenoid Current, Lamp Control, Lamps Actuation-Left leveling actuator position, Lamps Actuation-Right leveling actuator position, Lane Dep Warn (LDW) on Nt Armed- on Armed- on Warn, Lane Departure Warning - on not armed- on armed- on warning, Lane Departure Warning (LDW) On Not Armed- On Armed- On Warning, Lane Departure Warning (LDW) user disabled (OFF), Lane Departure Warning ON-OFF Indicator, Lane Departure Warning, Lateral Anti Tilt Sensor, Lateral Anti-tilt X Sensor, LC Solenoid, LCD Back-Light PWM Duty, LCD Symbols, LDP Solenoid, LDW (Lane Departure Warning), LDW on not armed- on armed- on warning, LDW Warning Indicator, Leak Detection Pump Forced Monitor Test, Leak Detection Pump, LED Control-LED 1 (Auto Control), LED Control-LED 2 (EBL), LED Control-LED 3 (Front defrost), LED Control-LED 4 (recirc), LED Control-LED 5 (A/C), LED Intensity Output, LED Lock Inhibition Rear Widows Lifter, Left Rear Tail/Park Lamp, Left (Front/Central/Rear) Turn Lights, Left (Front-Central-Rear) Turn Lights, Left (Front-Rear) Parking Lights, Left Air Catcher LED, Left Air Distribution Motor, Left Air Mix Motor, Left Air Mix Servo Motor Target Position, Left Auxiliary High Beam, Left Backrest Heat Seat Linear PWM Request -Output, Left Backup Lamp, Left Cushion Heat Seat Linear PWM Request -Output, Left Day Light Lamp, Left Daytime Running Lamp, Left DRL Light, Left DRL, Left Front Fog Lamp, Left Front Fog Lamps, Left Front Park Lamp, Left Front Park Lamps, Left Front Side Marker, Left Front Turn Lamp, Left Front Turn Signal, Left HID Lamp, Left High Beam Shutter, Left High Beam, Left Low Beam, Left Park/Tail Lamp, Left Parking Lights, Left Rear Door Lock-Unlock, Left Rear Fog Lamps, Left Rear Park Lamp, Left Rear Stop Light (Fixed), Left Rear Tail Light + Side Marker, Left Rear Tail Light, Left Rear Tail-Park Lamp, Left Rear Turn Lamp, Left Rear Turn Lights (EMEA), Left Rear Turn/Stop Lamp, Left Rear Turn-Stop (NAFTA), Left Rear Turn-Stop Lamp, Left Rear Turn-Stop Light (Fixed), Left Reartail-Park Lamp, Left Reverse Lamp 2, Left Reverse Lamp State, Left Reverse Lamp, Left Side Markers, Left Signal Mirrors/Side Repeaters (BUX), Left Signal Mirrors-Side Repeaters (BUX), Left Signature Lamp, Left Solar Sensor Values, Left Stop Lamps, Left Stop-Turn Lamp, Left Stop-Turn Trailer, Left Temp Down Button, Left Temp Up Button, Left Temperature Door Position, Left Trailer Tow Turn/Stop Lamp, Left Trailer Tow Turn-Stop Lamp, Left Turn Indicator, Left Turn Light Front-Lateral, Left Turn Light indicator, Left Turn Light Status, Left Turn Light, Left Turn Lights, Left Turn Signal Indicator, Left turn signal lamp indication, Left Turn Signal Lamp, Left Vent Seat Linear PWM Request -Output, Level Not Permitted, LF Antenna Verification Test, LF Turn Lamp/DRL, License Plate Lamp WK -Right Rear Rail Lamp WD, License Plate Lamp, License Plate Lamps, License Plate Lights Command, License Plate Lights, Lift Pump Relay, Light sensor, LIN Anti Tilt Sensor Check, LIN Line Request Check, LIN Siren Check, LIN Ultrasonic Sensors Check, Linear Hall, Linear Solenoid A, Linear Solenoid B, Linear Solenoid C, Linear Solenoid D, Linear Solenoid E, Linear Solenoid F, Linear Solenoid G, Locate Learned Keys, Lock - Unlock Steering Wheel, LOCK 4WD, Lock Doors Command, Lock Rear Doors Relay, Longitudinal Anti Tilt Sensor, Loud Speaker Test, Low Beam Left, Low Beam Light, Low Beam Lights Halogen, Low Beam Lights, Low Beam Right, Low Beam Xenon, Low Beams, Low Fuel Lamp, Low Fuel, LOW LED, Low Pressure Feed Valve 1, Low Pressure Feed Valve 2, Low Pressure Feed Vlv 1(Normal close), Low Pressure Feed Vlv 2(Normal close), Low Reverse Solenoid, Low Speed Fan Relay, Low Temp Active Pump, Low Temp Passive Pump, Lower LED, Lowering, Low-Reverse Solenoid, LPG Failure - Reserve, LPG Led Command, LR Door Ajar, LR DOOR LOCK LED, LR Solenoid, LR Stop/Turn Signal Lamp, LSD FOR LED 3, M LED State, Main Left Temperature Actuator Position, Main/Left Temp Selected, Main-Left Temp.

Door Actuator Position, Main-Left Temp. Door Position, Main-Left Temperature Actuator Position, Malfunction Indicator Lamp, Master ePT Wake Up Output 1, Master Ept Wake Up Output, Memory Seat ECU Self Test, Metering Unit Actuator, Metering Unit, Microphone Test, Mid Range Settings, Middle LED, Mid-Range Audio Level Settings, Mid-Range Settings, MIL Lamp, Mirror Direction Control, Mirror Direction, Mirror Fold, Mirror Heat State, Mirror Heater, Mirror LED -Day-Night, Mirror LED Left State, Mirror LED -ON-OFF, Mirror LED Right State, Mirror LED, Mirror Left LED State, MIRROR PUDDLE LIGHT L-R, Mirror Right LED State, Mirror Turn Signal Lamp State, Mode 2 Actuator Position (Defrost Panel Door), Mode Button, Mode Door 1 (Panel), Mode Selection, Mode, Module Self Test, Motor Brake State, Motorized Thermistor-Cabin Temp, MPFA Select Routine, MPFA Validate Routine, MS Solenoid, Multiair VVA Solenoid 1, Multiair VVA Solenoid 2, Multiair VVA Solenoid 3, Multiair VVA Solenoid 4, MUTE button, Mute Test, Mute, N LED State, Neutral Gate Test (62TE), Neutral Gate Test (Non-RFE), Neutral Gate Test (RFE), Neutral LED, Neutral, Night lighting command, Night lights, N-Lock Solenoid State, NOx Sensor Replacement, O2 1/1 Heater Duty-Cycle, O2 1/2 Heater Duty-Cycle, O2 Heater Test, OBCM Wakeup, OBD Button 1 Pad 1, OBD Button 1 Pad 2, OBD Button 2 Pad 2, OBD Button 3 Pad 1, OBD Button 3 Pad 2, OBD Button 4 Pad 1, OBD Button 4 Pad 2, OBD Button 5 Pad 1, OBD Button 5 Pad 2, OBD Button 6 Pad 1, OBD Button 6 Pad 2, OBD Button 7 Pad 1, OBD PPPA -Pad 1, OBD PPPA -Pad 2, OFF Button, Offroad Level 1, Offroad Level 2, Oil Pressure Bad, Oil Pressure Good, Oil Pressure Lamp, Oil Pressure LED 1, Oil Pressure LED 2, Oil Pressure LED 3, Oil Pressure LED 4, Oil Pressure LED 5, Oil Pressure LED 6, Oil Pressure LED 7, Oil Pressure LED 8, Oil Pressure LED 9, Oil Pressure LEDs, On-Demand Self-Test, Open Dynamic Braking, Open-Close, Optical Horn, OPTIONAL HSD 1 PWM, OPTIONAL HSD 2 PWM, ORC RELAY CONTROL, Outlet valve FL activation, Outlet Valve FL, Outlet valve FR activation, Outlet valve FR, Outlet valve front left activation, Outlet valve front right activation, Outlet Valve Left Front (Normally Closed), Outlet Valve Left Front, Outlet Valve Left Rear (Normally Closed), Outlet Valve Left Rear, Outlet Valve LF (Normally Closed), Outlet Valve LR (Normally Closed), Outlet valve rear left activation, Outlet Valve Rear Left, Outlet valve rear right activation, Outlet Valve Rear Right, Outlet Valve RF (Normally Closed), Outlet Valve Right Front (Normally Closed), Outlet Valve Right Front, Outlet Valve Right Rear (Normally Closed), Outlet Valve Right Rear, Outlet valve RL activation, Outlet valve RL, Outlet Valve RR (Normally Closed), Outlet valve RR activation, Outlet valve RR, Over Drive Solenoid On Time, Over Drive Solenoid, Over-Drive Solenoid, Overdrive Switch Test (Non-RFE), OverDrive Switch Test (RFE), Overdrive Switch Test, Oxygen Sensor 1 Heater, Oxygen Sensor 1/1 Heater Control State, Oxygen Sensor 1/1 Heater Duty Cycle, Oxygen Sensor 1/2 Heater Control State, Oxygen Sensor 1/2 Heater Duty Cycle, Oxygen Sensor 1-1 Heater Duty-Cycle, Oxygen Sensor 1-2 Heater Duty-Cycle, Oxygen Sensor 2 Heater, Oxygen Sensor 2/1 Heater Control State, Oxygen Sensor 2/1 Heater Duty Cycle, Oxygen Sensor 2/2 Heater Control State, Oxygen Sensor 2/2 Heater Duty Cycle, Oxygen Sensor 2-1 Heater Duty Cycle, Oxygen Sensor 2-1 Heater Duty-Cycle, Oxygen Sensor 2-2 Heater Duty Cycle, Oxygen Sensor 2-2 Heater Duty-Cycle, P LED State, Paddle Shifter, PARK - SIGNATURE LEFT, PARK - SIGNATURE RIGHT, Park Assist Switch Simulation, Park LED, Park Light, Park Mode Level, Park Mode Pending, Park Pawl Actuator Control, Parking and Plate Lights, Parking Assistant LED, Parking Brake And Low Brake Fluid, Parking Position Lamp Indication, PARK-SIGNATURE LEFT, PARK-SIGNATURE RIGHT, Park-Tail Lamps, Parttime LED, Passenger Airbag (PAB) Status, Passenger Airbag LED, Passenger And Rear Door Unlock Relay, Passenger and Rear Doors Unlock, Passenger Cooled Seat, Passenger Door Ajar, PASSENGER DOOR LOCK LED, Passenger Door Lock-Unlock, Passenger Door Power Window, Passenger Door Unlock, Passenger Doors Status - Deterrence LED, Passenger heated seat relay command, Passenger Heated Seat Relay, Passenger Heated Seat, Passenger Occupant Detection Sensor (ODS), Passenger seat Air-bag manual deactivation indication, Passenger Seat Belt, Passenger Temp Detents, Passenger Temp Down Button, Passenger Temp Rotary Direction, Passenger Temp Up Button, Pedals, Permanent Static System

Fault, Pilot 1 (USV Front, MCI Front -Normally Open), Pilot 1 (USV LF-RR, MCI LF-RR -Normally Open), Pilot 1 (USV1-Normally Open), Pilot 2 (USV Rear, MCI Rear -Normally Open), Pilot 2 (USV RF-LR, MCI RF-LR -Normally Open), Pilot 2 (USV2-Normally Open), Pilot Front (USV - Normally Closed), Pilot valve 1 activation, Pilot Valve 1, Pilot valve 2 activation, Pilot Valve 2, PL Solenoid Current, PLGM Chime Output, PLGM Drive Motor-Close Direction, Pneumatic Intercooler Bypass, Pneumatic Waste Gate, Police Passenger Un-Lock Motor, Position lamp indication, Position Lamp Telltale, Position Lamp, Position Light Relay, Position Lights, Power (OFF), Power Down, Power limitation function, Power Mirror Feed Relay Control, Power On and Disable User Inputs, Power Steering Failure Indication, PPPA ON-OFF Indicator, PPPA, Pressure Control Relief Valve (PCR - Normally Closed), Pressure Control Solenoid Valve, Pressure Regulator Valve, Pressure Value Correction Shut-Off, Pre-Supply Pump, Priming 1 (HSV Front, LPF Front -Normally Closed), Priming 1 (HSV LF-RR, LPF LF-RR -Normally Closed), Priming 1 (HSV1-Normally Closed), Priming 2 (HSV Rear, LPF Rear -Normally Closed), Priming 2 (HSV RF-LR, LPF RF-LR -Normally Closed), Priming 2 (HSV2-Normally Closed), Priming Front (HSV - Normally Closed), Priming valve 1 activation, Priming Valve 1, Priming valve 2 activation, Priming Valve 2, Proportional Purge Solenoid, Proportional Purge Solenoid., Proportional Surge Solenoid, Proxi Configuration, PTC Cabin Heater 1 Actuation, PTC Cabin Heater 2 Actuation, PTC Cabin Heater 3 Actuation, PTC Control, PTC Heater Relay 1, PTC Heater Relay 2, PTC Heater Relay 3, PTC High Power (Relay), PTC Low Power (Relay), PTC Relay (33%), PTC Relay (66%), PTO, PTS Button, PTS Indicator, PTS ON-OFF Indicator, PTS Switch Simulation, PTU Position, Puddle Light Command Driver Side, Puddle Light Command Passenger Side, Puddle light Driver (Door handle and door panel), Puddle light Driver side, Puddle light Passenger (Door handle and door panel), Puddle light Passenger side, Puddle Light Rear Driver(Door Handle And Door Panel), Puddle light Rear Left (Door handle and door panel), Puddle Light Rear Passenger(Door Handle And Door Panel), Puddle light Rear Right (Door handle and door panel), Puddle Light, Pump Control, Pump, Purge canister valve command, Purge Solenoid Duty Cycle, Purge Valve Duty-Cycle, Purge Vapors Test, PWM Fan Actuation Test, QVPM Enable Command, R L Heat Seat Request - Output, R LED State, R R Heat Seat Request - Output, Radiator Cooling Fan PWM Cntrl State, Radiator Cooling Fan PWM Control State, Radiator Cooling Fan PWM Duty Cycle, Radiator Cooling Fan PWM Duty-Cycle, Radiator Cooling Fan Relay 1 Control State, Radiator Cooling Fan Relay 1,2,3 Control State, Radiator Cooling Fan Relay 2 Control State, Radiator Fan 1 Duty Cycle, Radiator Fan 2 Duty Cycle, Radiator Fan 2, Radiator Fan 3, Radiator Fan Duty Cycle, Radiator Jalousie ShutterPosition, Radiator-Condenser Cooling Fan Relay 1 Control State, Radiator-Condenser Cooling Fan Relay 2 Control State, Radio List Enter Button, Radio mode selection, Radio Mute Button, Radio Power Button, Radio Screen OFF Button, Radio Volume, Radio, Rail Pressure Sensor Replacement, Rail Pressure, Rain and Automatic Lights Sensors Check, Raising Lowering Interrupted, Raising, Ram Active Air Box Test, Ram Box, Range Select Downshift Test Routine, Range Select Downshift Voltage, Range Select Upshift Test Routine, Range Select Upshift Voltage, RDM Fluid Level Check, RDU Range Fork Position, Read VIN, Ready To Drive, Ready, Rear Axle Lock, Rear Axle Locker Command, Rear Blower Speed, Rear Blower State, Rear Ceiling Light - Inadvertent Lights, Rear Ceiling Light + Inadvertent Lights, Rear Ceiling Light 1st Row, Rear Ceiling Light 2nd Row, Rear Ceiling Light, Rear Ceiling Lights, Rear Defrost Button (EBL), Rear Defrost Button, Rear Defrost Indicator, Rear Defrost, Rear Department, Rear Dome Dimming Light, Rear Door Status LED, Rear Fog Lamps, Rear Fog Light / Side Marker Lights, Rear Fog Light or Second Backup Light - Side Marker Lights, Rear Fog Light or Second Backup Light, Rear Fog Light, Rear Fog Lights Left T2 Movable, Rear Fog Lights Right T2 Movable, Rear Fog Lights, Rear Fog Or Backup Lamp For Chile, Rear Fog T2 (Movable), Rear Fog, Rear Heated Window, Rear HVAC Blower Motor, Rear Left Parking Light, Rear Left Position Light Status, Rear Left Position Light, Rear Left Turn Light, Rear Left window lifter command, Rear Load Compartment Status LED Command, Rear Mode 1 Actuator Position, Rear Parking Light – Side Markers, Rear Parking Light /

Side Markers, Rear Parking Lights Command LED, Rear Parking Lights Command, Rear Reverse Light (Movable), Rear Right And Left Tail T2 (Movable), Rear Right Parking Light, Rear Right Position Light, Rear Right Stop Lamps, Rear Right Turn Lamp, Rear Right Turn Light, Rear Right Turn Lights, Rear Right window lifter command, Rear Shut-Off Valve Request, Rear Stop Lights (Movable), Rear Trunk light, Rear Turn Lights Left EMEA, Rear Turn Lights Right EMEA, Rear Vertical Motor, Rear Wash, Rear Washer Relay, Rear Wash-Wipe, Rear Window Washer, Rear Window Wiper, Rear Wiper Motor, Rear Wiper, Rec Motor, RECIRC button, RECIRC Indicator, Recirc, Recirc. Door Actuator Position, Recirculation Actuator, Recirculation Door Actuator Position, Recirculation LED, Recirculation Motor, Recirculation pump activation, Recirculation Pump, Recliner Motor, Red Brake Lamp, RED Circuit, Red Hazard Button, Red Heated Seat and Steering Wheel Indicators, RED Heated Seat Indicators, Red Temperature Bar, Reduce Speed, Redundant Ignition RUN/START Feed Output Control, Redundant Ignition RUN-START Feed Output Control, Redundant Ignition RUN-START Feed Output, Remote Start Antenna Test, Repetition Driver Door Open For MTA (NCR), Repetition driver door open for MTA (Robotic Gear), Reset Automatic Windows, Reverse Gear Clutch Test (62TE), Reverse Gear Clutch Test (Non-RFE), Reverse Gear Clutch Test (RFE), Reverse Gear Light Status, Reverse Gear Light, Reverse Gear Lights, Reverse Lamp, Reverse Lockout Solenoid Control State, Reverse Lockout Solenoid, RF Turn Lamp/DRL, Right (Front/Central/Rear) Turn Lights, Right (Front-Central-Rear) Turn Lights, Right (Front-Rear) Parking Lights, Right Air Catcher LED, Right Air Mix Motor, Right Air Mixing Motor, Right Auxiliary High Beam, Right Backrest Heat Seat Linear PWM Request -Output, Right Backup Lamp, Right Back-Up-Turn Lamp -Pillar, Right Cushion Heat Seat Linear PWM Request -Output, Right Day Light Lamp, Right Daytime Running Lamp, Right DRL Light, Right DRL, Right Front Door Handle Power, Right Front Fog Lamp, Right Front Fog Lamps, Right Front Park Lamp, Right Front Park Lamps, Right Front Side Marker, Right Front Turn Lamp, Right Front Turn Light-Lateral, Right Front Turn Signal, Right HID Lamp, Right High Beam Shutter, Right High Beam, Right Low Beam, Right Low Beam-HID, Right Park/Tail Lamp, Right Parking Lights, Right Rear Door Handle Power, Right Rear Door Lock LED, Right Rear Door Lock-Unlock, Right Rear Fog Lamp, Right Rear Fog Lamps, Right Rear Park Lamp, Right Rear Park Lamps, Right Rear Tail Light (Fixed), Right Rear Tail Light, Right Rear Tail/Park Lamp, Right Rear Tail-Park Lamp, Right Rear Turn Lamp (BUX), Right Rear Turn Lamp, Right Rear Turn Lights (EMEA), Right Rear Turn/Stop Lamp, Right Rear Turn-Stop (NAFTA), Right Rear Turn-Stop Lamp, Right Reartail-Park Lamp, Right Reverse Lamp #2, Right Reverse Lamp 2, Right Reverse Lamp State, Right Reverse Lamp, Right Side Markers, Right Signal Mirrors/Side Repeaters (BUX), Right Signal Mirrors-Side Repeaters (BUX), Right Signature Lamp, Right Solar Sensor Values, Right Stop Lamps, Right Stop-Turn Lamp, Right Stop-Turn Trailer, Right Temp Actuator Position, Right Temp Down -Backlight, Right Temp Down Button, Right Temp Up -Backlight, Right Temp Up Button, Right Temp. Door Actuator Position, Right Temperature Actuator Position, Right Temperature Selected, Right Trailer Tow Turn/Stop Lamp, Right Trailer Tow Turn-Stop Lamp, Right Turn Indicator, Right Turn Light, Right Turn Lights, Right Turn Signal Indicator, Right turn signal lamp indication, Right Turn Signal Lamp, Right Vent Seat Linear PWM Request -Output, Roller Learning Shut-Off, Rotary 4 Detents, RPS Power Supply (5V), RR Door Ajar, RR Stop/Turn Signal Lamp, RT-LT Sidemarkers-RT-LT Applique Parklamps, Run Acc 2, Run Relay, Run, Run/Acc Relay, Run/Start Relay, Run-Acc Relay, Run-Start 1, Run-Start Relay, Safety Indication Adaptive Cruise Control, Safety Indication Forward Collision Warning, Safety Indication Normal Cruise Control, Safety indication, Satellite Digital Audio Radio Service (SDARS) Station Selection, Satellite digital audio receiver (SDAR) station selection, SBMT (Supply Battery Monitoring Time), SBMT 0, SBMT, SBMT2 (Supply Battery Monitoring Time), SCR Inlet Temp Sensor Replacement, SCR Relay Actuation Test, SCREEN OFF button, Screen Off, Screen Test Pattern, SDAR Station Selection, SDARS (Satellite Digital Audio Radio Service) Station Selection, SDC Status Red LED, SDC Status White LED, Seat Belt Lamp, Seat Belt Light, Seat belt unfastened Lamp, Seat belt unfastened Warning cycle, Seat Belt

Warning Chime, Seat Belt, Second Row Center Seatbelt Switch, Second Row Left Seatbelt Switch, Second Row Right Seatbelt Switch, Secondary Air Pump, Secondary Air Solenoid, Secondary Solenoid Current, Secondary/Thatchum Lock Motor, Secondary/Thatchum Un-Lock Motor, Secondary-Thatchum Lock Motor, Secondary-Thatchum Un-Lock Motor, Seek Status Tuner AM-FM, Seek Status Tuner DAB, Seek Status Tuner Digital Audio Broadcasting (DAB), Seek Status, Sensor Rolls Test, Separation Valve (SV - Normally Open), SERV LED, Service Air Suspension, See Dealer Now -(Red Lamp), Service Lamp, Set All Backlights To PWM Value, Set All Indicators To PWM Value, Set Engine RPM Test, Set Engine RPM, Set Transference Clutch Torque, Shift Lever Position Test (62TE), Shift Lever Position Test (Non-RFE), Shift Lever Position Test (RFE), Shift Lock Coil Command, Shift Lock Command, Shift Solenoid 1, Shift Solenoid 2, Shift Solenoid 3, Shift Solenoid 4, Shift Solenoid 5, Shift Solenoid 6, Shift Solenoid A, ShiftLock, Short Term Control Motor Current, Shutoff Correction Quantity, Shutoff Injector Quantity, Side Marker Lamps, Side Marker, Side Markers Command, Side markers, SIDE TURN LEFT, SIDE TURN RIGHT, Skip Shift Solenoid, Small Leak Verification Test, Smart Bar Command, Snow Plow Left Turn Lamp, Snow Plow Park Lamps, Snow Plow Right Turn Lamp, Snow Plow Switch #1, Snow Plow Switch #2, Snow Plow Switch #3, Snow Plow Switch #4, Snow Plow Switch 1, Snow Plow Switch 2, Snow Plow Switch 3, Snow Plow Switch 4, Software Test, Solar Load Sensor Left, Solar Load Sensor Right, Sound Horn On Lock, Sound Horn On Remote Start, SPARE LED LAMP DRIVER, SPARE RELAY 1 LSD, SPARE RELAY 2 LSD, Speaker Quadrant Selection, Split Cooling Drive Duty Cycle, Sport Led, Sport ON-OFF Indicator, SRS Indicator Lamp Request, SRS Lamp, SRV Test, SS LED command, SSB BACKLIGHT Control, Standard Vehicle Level, Start Stop activation, Start Stop LED, START STOP button, Start Stop Lamp, Start/Stop System, Starter Relay, Starter Solenoid (High), Starter Solenoid High, Starter Solenoid, Starter Status, Starter, Steering Wheel Linear PWM Request -Output, Step Light, Stop - Position - Turn Left Light 1, Stop - Position - Turn Left Light 2, Stop - Position - Turn Right Light 1, Stop - Position - Turn Right Light 2, Stop - Position Left Light 1, Stop - Position Left Light 2, Stop - Position Right Light 1, Stop - Position Right Light 2, Stop Start LED, Stop - Start System Active Indicator, STOP - STOP TURN LEFT, STOP - STOP TURN RIGHT, Stop / Start System Active Lamp, Stop All Actuators, Stop And Start Led, Stop Lamp, Stop Light Left, Stop Light Right, Stop Light Status, Stop Light, Stop Parking Lights Left, Stop Parking Lights Right, Stop Parking Turn Lights Left 1, Stop Parking Turn Lights Left 2, Stop Parking Turn Lights Right 1, Stop Parking Turn Lights Right 2, Stop Start Confirmation, Stop Trailer Lamp, Stop/Start Relay, Stop/Start System Active, Stop-Start Activation, Stop-Start Button, Stop-Start Indicator, StopStart LED Command, StopStart LED, Stop-Start ON-OFF Indicator, Stop-Start Relay, Stop-Start System Active, Sun Shade Control, Sunroof Abilitation, SUNROOF MOTOR, Surge Solenoid Control State, Surge Valve Solenoid, Sway Bar Indicator, Swing Gate Lock, Swing Gate Unlock, Swirl Valve actuator Test, Switch Illumination State, Switch On EPB Failure Lamp, Switch On EPB Function Lamp, System Disabled (Tire Jack Mode), System Temporarily Not Available, System Wiring Test, T Case Service Indicator Request, TAIL - SIDE MARKER LEFT, TAIL - SIDE MARKER RIGHT, Tail Gate Lock, Tail Gate Unlock, T-Case Motor Brake HSD Output, T-Case Motor Direction, T-Case Motor Duty Cycle, T-Case Motor Solenoid Lock, T-Case Motor-Motor Lock, T-Case Service Indicator Request, TCC Pressure Control Solenoid, TCM VIN Verification, Telltale ABS, Telltale Airbag, Telltale Brake, Telltale Charging, Telltale ESP, Telltale ETC, Telltale Fog Front, Telltale Glow Plug, Telltale High Beam, Telltale Low Fuel, Telltale MIL, Telltale Oil, Telltale Seat Belt, Telltale Tire Pressure Monitor, Telltale Transmission Temp, Telltale Turn Left, Telltale Turn Right, Telltale - EPS, Telltale - ESC Off, Telltale - ESC, Telltale - ESP Off, Telltale - Park Lamp, Telltale - Park, Telltale - Position Lamp, Telltale - Rear Fog, Telltale -ABS, Telltale -Airbag, Telltale -ESC Off, Telltale -ESC-BAS, Telltale ESP/BAS, Telltale -Fog Front, Telltale -High Beam, Telltale -MIL, Telltale -Position Lamps, Telltale -Rear Fog, Telltale -Seat Belt, Telltale - Tire Pressure Monitor, Telltale -Turn Left, Telltale -Turn Right, Telltale-Coolant, Telltale-Cruise Mode, Telltale-Tire Pressure Monitor, Telltale-Tire Pressure, Telltale-Tow Mode, Temperature Down

Button, Temperature Up Button, Temperature Warning Lamp, Temporary Remote Start Disable, Test Pattern Display, Thatcham Lock Relay, Thatcham Unlock Relay, Theft LED, Thermal System Enable, Thermistor Test, Thermostat Drive Duty Cycle, Third Row Center Seatbelt Switch, Third Row Left Seatbelt Switch, Third Row Right Seatbelt Switch, Throttle Test, Throttle Valve Actuator, Throttle Valve, Tilt Mirrors in Reverse, Timeout Time Flash To Pass, Timeout Time Paddle Shift Switches, Tire Pressure Module (TPMS), Tire Pressure Module (TPMS) not available-not programmed, Tire Pressure Module (TPMS), Tire Pressure Monitoring, Tire Pressure Warning Lamp, Tire Pressure, Tone Test, Top LED, Topper Center Mounted Stop Lamp, TOPPER CHMSL, Torque Coupling Control, Tow-Haul Indicator, TOW-HAUL, TPM Sensor Rolls Test, TPMS Failure Lamp, TPMS Generic Failure Lamp, TPMS Generic Failure Monitoring Lamp, TPMS Not Available - Not Programmed, TPMS Warning Light, TPMS, Trac Cntrl Outlet Vlv 1(Normal open), Trac Cntrl Outlet Vlv 2(Normal open), Traction Control Indicator, Traction Control Outlet Valve 1, Traction Control Outlet Valve 2, Trailer Backup Lamps, Trailer BU Lamps, Trailer Tail Lamp Relay, Trailer Tow Park Lamp, Transfer Case 4WD/Lock/Part Lamp, Transfer Case AWD/Auto/Full Lamp, Transfer Case Low Lamp Request, Transfer Case Neutral Lamp Request, Transmission Component Tests, Transponder Antenna Power, Treble Level Settings, Treble Settings, Truck Bed Lighting Leds, Truck Cargo Lamps, Trunk Door Handle Power, Trunk Lamp, Trunk Latch Command relay, Trunk Light + Inadvertent Lights, Trunk Light, Trunk Opening Relay, Trunk Release Relay, Trunk/Flipper Glass Release Motor, Trunk-Flipper Glass Release Motor, Trunk-Gate, Tumble Generator Valve, Tune Knob -Backlight, Tuner Rotary Detents, Tuner Rotary Direction, Turbo/VGT Component Replacement, Turn - Rear backup Left Light, Turn - Rear backup Right Light, Turn Front Lateral Lights Left, Turn Front Lateral Lights Right, Turn Front Light Left, Turn Front Light Right, Turn Left, Turn Light Front - Lateral Left, Turn Light Front - Lateral Right, Turn Light Front Left, Turn Light Front Right, Turn Light Rear - Lateral Left, Turn Light Rear - Lateral Right, Turn Light, Turn Rear Backup Left Light, Turn Rear Backup Right Light, Turn Rear Lateral Lights Left, Turn Rear Lateral Lights Right, Turn Right, Turn Signal Lamp State, Turn Signal Lamp Status, Turn Signal, Twilight Sensor Value, Twilight Sensor, Tyre Pressure Module (TPMS), UConnect Live Apps Installation, UD Solenoid, UGDO (Universal Garage Door Open) enable command, UGDO Power Supply, UGDO Theft Deterrent, UGDO, Under Inflation Lamp, Under Inflation Monitoring Lamp, Underdrive Solenoid, Under-Drive Solenoid, Universal Garage Door Open, Unlock 1/Driver Lock, Unlock 1-Driver Lock, Unlock 2/Passenger Locks, Unlock 2-Passenger Locks, Unlock doors command, Unlock Doors, Unlock Left Rear, Unlock Right Rear, Unlock Run -Start, Unlock RUN-START, UP Select Button, Upstream lambda probe heater command, Urea (Reductant) Pressure Line Heater Actuation Test, Urea (Reductant) Tank Heater Actuation Test, Urea Dosing Valve Actuation Test, User Interface Test, Vacuum Cleaner Power Saver Indicator, Vacuum Cleaner Relay Driver, Vacuum Cleaner Switch Backlight, Vacuum Pump Relay, Variable Displacement AC, Variable Swirl Actuator, Variable Swirl Valve Shutoff, Variable Valve Timing, VVT Control Valve, Vehicle Speed Cluster, Vehicle Speed Output, Vehicle Speed-RPM, Vehicle Sway Green, Vehicle Sway White, Vehicle Sway Yellow, Vehicle Theft Alarm, Vertical Headrest Motor, Video Input Settings, Video Input, View Last Successful Remote Start Event Data, View Last VTA Trigger Cause Data, View Remote Start Abort Data, View Remote Start Inhibit Data, View Satellite Sensor Information, VLP Solenoid, VOLTAGE STABILIZER STATUS LED, Volume Knob -Backlight, Volume On-Off Button (Power On-Off), Volume Rotary Detents, Volume Rotary Direction, Volumetric Efficiency, VSO Regeneration Command, VSO, VTA Indicator LED, VTA Lamp, VVA Cylinder #1, VVA Cylinder #2, VVA Cylinder #3, VVA Cylinder #4, VVA Solenoids Pre-Energization, VVL Service Test, VVT Exhaust Phaser 1 Actuator, VVT Exhaust Phaser 2 Actuator, VVT Intake Phaser 1 Actuator, VVT Intake Phaser 2 Actuator, Warning Lamp, Waste gate valve command, Wastegate Solenoid Control State, Wastegate Solenoid Duty Cycle, Water In Fuel Filter Lamp Command, Water In Fuel, Water Pump Charge Air Cooling, Wheel Speed Sensor Functional Test, WHITE 1 Circuit, WHITE 2 Circuit, White Backlighting Buttons, White Backlighting Channel 1,

White Backlighting Channel 2, White Backlighting Knob Buttons, White Backlighting Knob Indicators, White Knob Indicators, White Lower Halos, White Upper Halos, Wind shield Wash, Wind shield wiper, Window Hall Sense Supply, Window Heater Led, Window lifter commands enable, Window lifter enable commands, Window Lifter Switch Enable, Window State, Windshield Heater Relay, Windshield heater, Windshield Washer Relay, Windshield Washer, Windshield Wiper Relay, Windshield wiper, Wiper Heater Control, Wiper Status, WK Head Rest Relay, Yellow A/C and Auto Indicators, Yellow Button Indicators, Yellow Fault Lamp, Yellow Lane Departure Warning Indicator, Yellow Rear Defrost Indicator, Yellow Recirc Indicator

New Ford/Lincoln Coverage

- Added coverage for 148 new system applications

61 new Adjustment type special tests:

ABS Service Bleed, Accurate Trim Test, Battery Monitor System Reset, Cable Adjustment Mode, Clear Transmission Adaptive Tables, Climate Control System Actuators Calibration, DPF Parameter Reset, Engine Oil Life Reset, Factory Keyless Entry Code, Fuel Injector Correction Factors, Lateral Accel Sensor Initialization Start, LIN New Module Initialization - BCM, LIN New Module Initialization, Longitudinal Acceleration Sensor Initialization Start, Misfire Monitor Neutral Profile Correction, Particulate Filter Dynamic Regeneration, Particulate Filter Static Regeneration, Passenger System Reset/OCS Reset, PATS Functions, PMI - ECU Read/Write (PSCM), PMI - Manual Configuration (PSCM), Relearn Vehicle Data, Reset Air Filter Minder, Reset Automatic Regeneration Control Tracking Information, Reset CKP Wheel Sensor Adaptation Values, Reset Diesel Oxidation Catalyst (DOC) Parameters, Reset EGR (Exhaust Gas Recirculation) Throttle Parameters, Reset Exhaust Gas Recirculation (EGR) Valve Parameters, Reset Fuel Run Dry Prevention Information, Reset Fuel System High Pressure Side Parameters, Reset Fuel System Low Pressure Side Parameters, Reset KAM, Reset MAF (Mass Air Flow) Sensor Parameters, Reset Min Fuel Mass Adaptations for Cyl 1, Reset Min Fuel Mass Adaptations for Cyl 2, Reset Min Fuel Mass Adaptations for Cyl 3, Reset Min Fuel Mass Adaptations for Cyl 4, Reset Min Fuel Mass Adaptations for Cyl 5, Reset Min Fuel Mass Adaptations for Cyl 6, Reset Min Fuel Mass Adaptations for Cyl 7, Reset Min Fuel Mass Adaptations for Cyl 8, Reset Min. Fuel Mass Adaptation - All Cylinders, Reset NOx Sensor 1 Learnt Values, Reset NOx Sensor 2 Learnt Values, Reset Oxygen Sensor Learnt Values, Reset Particulate Filter Differential Pressure Sensor, Reset Particulate Filter Upstream Gauge Pressure Sensor, Reset Particulate Matter Sensor Learnt Values, Reset SCR Inducement Fault Chain, Reset Selective Catalyst Reductant (SCR) Parameters, Reset Variable Geometry Turbo (VGT) Parameters, Reset Water In Fuel Counters, Ride Height Calibration, SCR Emptying, SCR System Refill Activation, SCR Visual Leak Check, Suspension Height Sensor Calibration, Tire Pressure Sensor Registration, TPMS Sensor Training Mode, Wastegate Reset, Yaw Rate Sensor Initialization Start

294 new Actuation type special tests:

% Of Total Fuel Mass To Be Delivered By Direct Inj -Commanded, (Cruise) Resume Switch, (Cruise) Set- Switch, (Cruise) Set+ Switch, ABS Valve Power Supply, A-C Recirculating Servo Position Status, Active Air Dam Position - Commanded, Active Grille Air Shutter -A- Position Commanded, Actuator Supply Voltage -B- Control State, Adaptive Cruise Distance Gap (-) Switch, Adaptive Cruise Distance Gap (+) Switch, Air Conditioning Clutch Engaged, Air Conditioning Compressor Commanded State, Air Mode Actuator, Airbag Warning Indicator, Airbag Warning Lamp And Chime, All Door Lock, All Door Unlock, All Injectors Disabled, All Warning Lamps, Anti Theft Indicator Lamp Control, Anti Theft RF Enable And Transmit Command, Anti-Theft Horn Status, Blower Motor Speed, Brake Shift Interlock, Brake System Fault Indicator Lamp, Brake-Shift

Interlock, Camera Power Control, Canister Vent - Duty Cycle, CCW Relay, Center High Mounted Stop Lamp Output Control, Central High Mounted Stop Lamp, Coast Clutch Solenoid - Control State, Coast Clutch Solenoid - Duty Cycle, Commanded Equivalence Ratio (Air to Fuel Mixture) Bank 1, Commanded Equivalence Ratio (Air To Fuel Mixture) Bank 2, Commanded Gear - Control State, Commanded Gear, Continuous Vacuum Hublock Output Engaged, Converter Clutch Lockup Solenoid - Control State, Coolant Overtemp, Coolant Pump -A- is Commanded On, Courtesy Lamps, Courtesy Puddle Step Lamps, Crash Signal, CW Relay, Delayed Accessory Power, Demand Lighting, Desired Gear - Control State, Desired Idle Speed (Rpm), Door Lock, Output, Driver Door Interior Lock-Unlock Latching Switch Status, Driver Door Unlock, Driver Heated Seat, Dynamic Pressure Control Solenoid 1 - Duty Cycle, Dynamic Pressure Control Solenoid 2 - Duty Cycle, Dynamic Pressure Control Solenoid 3 - Duty Cycle, ECO Mode, EGR Cooler Bypass Valve, EGR Duty Cycle, EGR Valve Position Desired, Electric Air Pump - Control State, Electronic Pressure - Control State, Electronic Pressure Control - Duty Cycle, Engine Coolant Bypass Valve Control Output, Engine Oil Pressure Control Duty Cycle - Commanded, Engine Output Test, Engine Running Fuel Injector Control, EVAP Leak Test, EVAP Purge - Duty Cycle, EVAP Purge/Vent Control, EVAP Vapor Blocking Valve, Evaporative Emission Canister Purge Valve Duty Cycle, Evaporative Emission Canister Vent Valve, Exhaust Flow Control Valve -A- Position - Commanded, Exhaust Flow Control Valve -B- Position - Commanded, Fan control high speed, Fan control low speed, Fan Speed Desired, Four Wheel Drive Clutch Output, Front Blower Relay, Front Fog Lamp Indicator, Front Left Fog Lamp, Front Park Lamps Output, Front Right Fog Lamp, Front Window Down Output, Front Window Up Output, Fuel Gauge Indicator Control, Fuel Pressure Control Valve, Fuel Pump - Duty Cycle, Fuel Pump Relay, Fuel Pump, Fuel Rail Pressure Desired, Fuel Trim Bank 1 - Control State, Fuel Trim Bank 2 - Control State, Fuel Volume Control Valve, Generator Voltage Desired, Glow Plug Voltage Commanded, Heater Control For HO2S 11 And HO2S 21, Heater Control For HO2S 12 And HO2S 22, High Beam Indicator, High Speed Fan, HO2S11 Heater - Control State, HO2S12 Heater - Control State, HO2S21 Heater - Control State, HO2S22 Heater - Control State, Horn Relay, Hydraulic Pump Motor, Idle Air Control, Ignition Run / Accessory Output Control, Ignition Run / Start Output Control, IMRC Command - Control State, Intake Manifold Runner Control, Internal Voltage Boost Circuit State, Key (Removal) Inhibit, Keypad Lamp Output Status, KOEO Injector Buzz Self Test, KOEO Self Test, KOEO Slow Codes, KOEO Wiggle Test, KOEO, KOER Idle Air Adjust, KOER Self Test, KOER Slow Codes, KOER Wiggle Test, KOER, Lamp Control, LED Backlighting, Left Blend Door Position, Left Climate Seat Mode, Left Cursor Down Arrow, Left Cursor Left Arrow, Left Cursor OK Button, Left Cursor Right Arrow, Left Cursor Up Arrow, Left Front Dump, Left Front Fog Lamp, Left Front Inlet Valve, Left Front Isolation Valve, Left Front Outlet Valve, Left Front Turn Signal Lamp Status, Left Front Turn Signal Lamp, Left Headlamp High Beam, Left Headlamp Low Beam, Left Rear Dump, Left Rear Inlet Valve, Left Rear Isolation Valve, Left Rear Outlet Valve, Left Rear Turn Signal Lamp Status, Left Rear Turn Signal-Trailer Relay Status, Left Seat Back Heating PWM Control, Left Seat Cooling PWM Control, Left Seat Cushion Heating PWM Control, Left Stop Lamp, Left Turn Signal Lamp Status, Liftgate Release Output Status, Line Pressure Control Desired, Load Shed Output Control, Lock Rear Childlock System, Low Fuel Warning Indication, Low Speed Fan, Low Washer Fluid Warning, MAF Sensor Contamination Test, Max Defrost, Mirror Fold In Output, Mirror Fold Out Output, Oil Pressure Low Indicator, On Demand Test, On Demand, Output State Control Of Torque Converter, Passenger Heated Seat, PCM WAKEUP LINE, PCM Wake-Up Output Control, Pneumatic Test, Power Balance, Power Fold Mirror Activation Status, Power Point Output Relay, Pressure Control Solenoid 1 - Duty Cycle, Pressure Control Solenoid 2 - Duty Cycle, Pressure Control Solenoid 3 - Duty Cycle, Primary Low Pressure Supply Valve, Rail Pressure Control Mode, Rear Defrost (Heated Backlight), Rear Locking Diff Output Duty Cycle (Optional), Rear Locking Differential PWM Output State, Rear Park Lamps Output, Rear Window Down Output, Rear Window Up Output, Reductant Injector Duty Cycle, Reductant Line Heater Control, Reductant Tank

Heater Control, Relative Compression, Reverse Lamp, Right Blend Door Position, Right Climate Seat Mode, Right Cursor Down Arrow, Right Cursor Left Arrow, Right Cursor OK Button, Right Cursor Right Arrow, Right Cursor Up Arrow, Right Front Dump, Right Front Fog Lamp, Right Front Inlet Valve, Right Front Isolation Valve, Right Front Outlet Valve, Right Front Turn Lamp State, Right Front Turn Signal Lamp Status, Right Head Lamp High, Right Headlamp High Beam, Right Headlamp Low Beam, Right Rear Dump, Right Rear Inlet Valve, Right Rear Isolation Valve, Right Rear Outlet Valve, Right Rear Turn Signal Lamp Status, Right Rear Turn Signal-Trailer Relay Status, Right Seat Back Heating PWM Control, Right Seat Cooling PWM Control, Right Seat Cushion Heating PWM Control, Right Stop Lamp, Right Turn Signal Lamp Status, Run-Accessory Output Control, Run-Start Output Control, Safety Belt Warning Lamp, SCR Dosing Quantity Measurement Test, Secondary Air Management Valve 1 - Control State, Secondary Air Management Valve 2 - Control State, Secondary Low Pressure Feed Valve, Service Tool Fuel Multiplier For Cylinder 1, Service Tool Fuel Multiplier For Cylinder 2, Service Tool Fuel Multiplier For Cylinder 3, Service Tool Fuel Multiplier For Cylinder 4, Service Tool Fuel Multiplier For Cylinder 5, Service Tool Fuel Multiplier For Cylinder 6, Service Tool Fuel Multiplier For Cylinder 7, Service Tool Fuel Multiplier For Cylinder 8, Shift Solenoid A, Shift Solenoid B, Shift Solenoid C, Shift Solenoid D, Shift Solenoid F Commanded Current, Shift Solenoid Pressure Control A, Shift Solenoid Pressure Control B, Shift Solenoid Pressure Control C, Shift Solenoid Pressure Control D, Shift Solenoid Pressure Control E, Shock Setting Button, Side Light Lamp, Side Mirror Heating Output Control, Side Mirror Turn Signal Lamp Control, Side-Marker Lamp, Left Front, Side-Marker Lamp, Right Front, Spark Advance - Control State, Spark Advance, Speed Control (ASLD) Switch, Speed Control Actuator Switch Off, Speed Control Actuator Switch On, Speed Control Cancel Switch, Speed Control Cancel-Resume Switch, Speed Control Gap Switch, Speed Control On-Off Cancel Switch, Speed Control On-Off Switch, Speedometer, Start Button Mode Indicator Control, Steering Effort Button, Stepper Motor EGR Position - Control State, Stop-Start, Switch Test Signal, Tachometer Gauge Indicator Control, Temperature Gauge, Throttle Position - Desired, Tire Pressure Telltale Status, Torque Converter Clutch - Control State, Torque Converter Clutch - Duty Cycle, Torque Converter Clutch Solenoid Commanded Current, Traction Control - Duty Cycle, Traction Control Indicator, Traction Control Off Indicator, Trailer Brake Output Circuit Duty Cycle - Measured, Trailer Tow Park-Tail Lamp Output, Transfer Case Shift Motor Pos Sense - Contact Plate Power Stat, Transmission Temperature Gauge Pointer Position - Commanded, Turbocharger Bypass Valve 1, Two Speed Fuel Pump - Control State, Unlock Rear Childlock System, Vaporizer Glow Plug Relay State - Commanded, Variable Camshaft Timing Exhaust Angle Desired, Variable Camshaft Timing Intake Desired Angle, Variable Geometry Turbocharger Commanded, Variable Speed Fan Command - Control State, Vehicle Mode, Viscous Fan Pulse Width Modulated Control - Commanded, Volume, Warning Lamp Status 1 - Charge Warning

New GM Coverage

78 new Adjustment type special tests:

Adaptive Pressure Control Learn, Ambient Air Temperature Calculation Reset, Automated Bleed, Automated Brake Bleed, Backup Battery Timer Reset, Brake Pedal Position Sensor Learn, Brake Pedal Travel Sensor Learn, Brake Pressure Sensor Calibration, Brake System Plunger Motor Position Sensor Learn, Brake System Plunger Pressure Rise Starting Point Learn, CAN Bus Configuration Learn, Cancel Camera Learn, Clear Disable History Data, Clear Manufacturer Enable Counter, Configure New Module, Copy And Paste TPM Information, Crankshaft Pos Variation Learn, Crankshaft Pos. Variation Learn, Cylinder Deactivation Exhaust Flow Valve Learn, Engine Oil Life Reset, Exhaust Flow Control Valve Learn, Front Axle Brake Pad Life Monitoring Reset, Fuel Composition Reset, Fuel Pump Driver Control Module Configuration, Fuel Pump Trim Reset, Fuel Rail Pressure Relief Valve Learned Values Reset, Fuel Trim Reset, Heated Oxygen

Sensor Heater Resistance Learned Values Reset, HO2S Heater Learn, HO2S Learned Values Reset, HVAC Actuators Learn, HVAC Afterblow Configuration, Idle Learn Reset, Idle Speed Adjustment, Info Display/Infotainment Faceplate Reset, Invalidate All Fobs, IPC Recalibration, Learned Airflow Adapts Reset, License Compliance Materials Download Error Counter Reset, MAF Sensor Learn, Park Brake Calibration, Program Key Fob 1, Program Key Fob 2, Program Key Fob 3, Program Key Fob 4, Radio Favorites Reset, Rear Axle Brake Pad Life Monitoring Reset, Rear Gate Driver Information Center Message Reset, Remote Vehicle Speed Limiting Reset, Reset High Voltage Disable Request After Crash Event Detected, Reset Teen Driver Key PIN, RVS Disable History Reset, Setup SDM Part Number In BCM, Steering Angle Sensor Calibration, Steering Wheel Angle Sensor Learn, Steering Wheel Angle Sensor Offset Calibration, Steering Wheel Angle Sensor Reset, Throttle Body Idle Air Flow Compensation Reset, Timing Belt Life Reset, Tire Pressure Sensor Registration, Tire Pressure Sensor Signal Reset, Tire Type/Pressure Selection, Transmission Adaptive Pressure Reset, Transmission Clutch 1 Volume Learn, Transmission Clutch 2 Return Spring Learn, Transmission Clutch 2 Volume Learn, Transmission Clutch 3 Return Spring Learn, Transmission Clutch 3 Volume Learn, Transmission Clutch 4 Return Spring Learn, Transmission Clutch 4 Volume Learn, Transmission Clutch 5 Return Spring Learn, Transmission Clutch 5 Volume Learn, Transmission Service Fast Learn, Vehicle Dynamic Sensor Offset Calibration, Vehicle Longitudinal Accelerometer Sensor Learn, WLAN Password Reset, WLAN Service Set Identifier (SSID) Reset, Yaw Rate Sensor Learn

309 new Actuation type special tests:

A/C Compressor Clutch, A/C Relay, ABS Lamp, ABS Left Front Solenoid Valves, ABS Left Rear Solenoid Valves, ABS Motor, ABS Pump Motor, ABS Relay, ABS Right Front Solenoid Valves, ABS Right Rear Solenoid Valves, Accessory Circuit 1, Accessory Circuit 2, Accessory Circuit 3, Accessory Circuit 4, Accessory RAP Relay, Accessory/RAP Relay, Accessory/Retained Accessory Power Relay, Activate Rear Park Brake Service Position, Active Grill Air Shutter 1, Active Grill Air Shutter 2, Active Grill Air Shutter System, Active Grille Air Shutter, Air Cleaner Monitor Setup, All Door Lock Unlock, Assist Step Courtesy Lamp, Audio Source Control, Audio Tone, Auxiliary Ignition Run Relay, Backup Lamps Test, Backup Lamps, Blower Motor, Brake Hydraulics Test, Brake Lamp, Brake System Hydraulics Corner Test, Camshaft Position Actuator, CD, Center Brake Lamp, Center High Mounted Stop Lamp, Central Stop Lamp, Chime Test, CMP Actuator Solenoid, Compression Test, Control Functions, Courtesy Lamp, Courtesy Lamps, Cylinder Deactivation Exhaust Flow Control Valve, Cylinder Deactivation System, Cylinder Power Balance, Daytime Running Lamps, Deactivate Brake Boost System, Deactivate Rear Park Brake Service Position, Depressurize Fuel System, Dimming Control Command, Display Dimming, Display Test, Driver Seat - Blower Command, Driver Seat Cushion Heating, Driver Seat Cushion Left Front Haptic Movement, Driver Seat Cushion Right Front Haptic Movement, Eject, Engine Controls Ignition Relay, Engine Controls Ignition Supply Voltage, Engine Cooling Fan 2, Engine Cooling Fan, Engine Mount Actuator Output 1, Engine Mount Actuator Output 2, Engine Oil Pressure Control Solenoid Valve, Engine Oil Type Setup, Engine Serial Number, Engine Speed Control, Engine Speed, Equalize All Air Spring Pressures, Equalize Front Axle Spring Pressures, Equalize Rear Axle Spring Pressures, Erase Valet Mode Code, EVAP Canister Purge Valve, EVAP Purge Solenoid, EVAP Purge/Seal, EVAP Service Bay Test, EVAP Vent Solenoid, Evaporative Emission Canister Vent Valve, Exhaust Flow Control Valve System, Exit Four Corner Air Suspension Service Control Mode, Fog Lamps, Forward Collision Alert Switch, Front Brake Caliper Piston Extend, Front Brake Caliper Piston Retract, Front Fog Lamps, Front Suspension Position Sensor Trim Height, Fuel Control Loop Status, Fuel Injector Balance, Fuel Pressure Regulator, Fuel Pressure, Fuel Pump Enable, Fuel Pump Relay, Fuel Pump, Fuel Rail Pressure, Fuel Trim Enable, Function Test, GEN L-Terminal, Generator Regulator Setpoint, Green Indicator, Hands-Free Sensor Lamp Command, Head-Up Display Pattern Check, High Beam, High Beams, High Side Driver 1, High Side Driver 2,

HO2S Bank 1 Sensor 1 - Heater, HO2S Bank 1 Sensor 2 - Heater, HO2S Bank 2 Sensor 1 - Heater, HO2S Bank 2 Sensor 2 - Heater, HO2S Heater Bank 2 Sensor 2, Horn Relay, Horn, Ignition Timing Retard, Illuminate All Indicators, Incandescent Dimming, Info Display Dimming, Instrument Cluster Gauge Sweep, Instrument Panel Illumination, Intake Camshaft Position Actuator Position, Intake Camshaft Position Actuator, Intake CMP Actuator Solenoid Bank 1, Intake CMP Actuator Solenoid, Intake CMP Actuator, Key Fob Button Test, Lane Departure Warning Indicator, Lane Departure Warning Switch, LED Backlight Dimming, LED Dimming, Left Assist Step Motor, Left Daytime Running Lamp, Left Front Air Spring Deflate, Left Front Air Spring Inflate, Left Front Corner, Left Front Dump Valve Test, Left Front Isolation Valve Test, Left Front Park Lamp, Left Front Shock Absorber Actuator, Left Front Suspension Position Sensor Trim Height, Left Front Turn Lamp, Left Front Turn Signal Lamp, Left High Beam, Left Low Beam, Left Rear Air Spring Deflate, Left Rear Air Spring Inflate, Left Rear Corner, Left Rear Shock Absorber Actuator, Left Rear Suspension Position Sensor Trim Height (mm), Left Rear Turn Signal Lamp, Left Rear Turn Signal/Stop Lamp, Left Side Marker Lamp Command, Left Stop Lamp, Left Tail Lamp, Left Trailer Tow Turn/Stop Lamp, Left Turn Signal, Level Vehicle to Target Height, LF Turn Signal, License Plate Lamps, Line PC Solenoid, Line Pressure Control Solenoid Valve, Loop Status, Low Beams, LR Turn Signal, Malfunction Indicator Lamp, Mass Airflow Sensor, Mirror Folding Control, Misfire Graph, Modulated Main Pressure Control Solenoid, Next Available Slot, O2 Sensor Heater Bank 2 Sensor 2, Object Detection Alert Indicators, Oxygen Sensor 1-1 Heater, Oxygen Sensor 1-2 Heater, Oxygen Sensor 2-1 Heater, Oxygen Sensor 2-2 Heater, Parking Assist Switch LED, Parking Lamps, Passenger Air Bag Off Indicator, Passenger Air Bag On Indicator, Passenger Seat - Blower Command, Passenger Seat Belt Reminder Indicator, Passenger Seat Cushion Heating, PC Solenoid 2, PC Solenoid 3, PC Solenoid 4, PC Solenoid 5, Phone Call Test, Pneumatic Connection Pressure Test, Power Mode Timeout, Pressure Control Solenoid Valve 2, Pressure Control Solenoid Valve 3, Pressure Control Solenoid Valve 4, Pressure Control Solenoid Valve 5, Pressure Control Solenoid Valve, Proactive Alerts, Radio Tuner AM Frequency, Radio Tuner FM Frequency, Rear Cross Traffic Audible Alert, Rear Cross Traffic Haptic Alert, Rear Cross Traffic Visual Alert, Rear Defogger, Rear Differential Clutch Motor Current, Rear Dump Valve, Rear Fog Lamp, Rear Fog Lamps, Rear Isolation Valve, Rearview Camera Display, Red Indicator, RF Turn Signal, Right Assist Step Motor, Right Daytime Running Lamp, Right Front Air Spring Deflate, Right Front Air Spring Inflate, Right Front Corner, Right Front Dump Valve Test, Right Front Isolation Valve Test, Right Front Park Lamp, Right Front Shock Absorber Actuator, Right Front Suspension Position Sensor Trim Height, Right Front Turn Signal Lamp, Right High Beam, Right Low Beam, Right Rear Air Spring Deflate, Right Rear Air Spring Inflate, Right Rear Corner, Right Rear Shock Absorber Actuator, Right Rear Suspension Position Sensor Trim Height (mm), Right Rear Turn Signal Lamp, Right Rear Turn Signal/Stop Lamp, Right Side Marker Lamp Command, Right Stop Lamp, Right Tail Lamp, Right Trailer Tow Turn/Stop Lamp, Right Turn Signal, RR Turn Signal, Run Crank Relay, Seat Back Horizontal Movement, Seat Back Side Bolster Movement, Seat Cushion Front Vertical Movement, Seat Cushion Rear Vertical Movement, Seat Horizontal Movement, Seat Lumbar Support Horizontal Movement, Seat Lumbar Support Vertical Movement, Security Indicator, Sensor Supply Voltage, Shift Lock Solenoid, Shift Solenoid 1, Shift Solenoid 2, Shift Solenoid Valve 1, Shift Solenoid Valve 2, Shift Transmission Gear, Shift Transmission, Spark Retard, Speaker - Left Front, Speaker - Left Rear, Speaker - Right Front, Speaker - Right Rear, Starter Drive, Starter Motor, Starter Relay, Steering Column Adjustment, Suspension Position Sensor Trim Height, System Identification, TCC Control Solenoid, TCC Pressure Control Solenoid Valve - Dynamic Test, TCC Pressure Control Solenoid Valve - Static Test, TCC Pressure Control Solenoid Valve, Test Compressor Pneumatic Operation, Throttle Position, Throttle Sweep, Torque Converter Clutch, Traction Control Left Front Solenoid Valves, Traction Control Left Rear Solenoid Valves, Traction Control Right Front Solenoid Valves, Traction Control Right Rear Solenoid Valves, Trailer Backup Lamps, Trailer Brake Duty Cycle, Trailer Brake Relay, Trailer Park Lamps,

Transmission Accumulator Solenoid Valve, Transmission Clutch Learn Status, Transmission Control Solenoid Valve 1 Current, Transmission Control Solenoid Valve 1, Transmission Control Solenoid Valve 2 Current, Transmission Control Solenoid Valve 2, Transmission Control Solenoid Valve 3 Current, Transmission Control Solenoid Valve 3, Transmission Control Solenoid Valve 4 Current, Transmission Control Solenoid Valve 4, Transmission Control Solenoid Valve 5 Current, Transmission Control Solenoid Valve 5, Transmission Control Solenoid Valve 6 Current, Transmission Control Solenoid Valve 6, Transmission Control Solenoid Valve 7 Current, Transmission Control Solenoid Valve 7, Transmission Control Solenoid Valve 8 Current, Transmission Control Solenoid Valve 8, Transmission Control Solenoid Valve 9, Transmission Cooling Fan Duty Cycle, Transmission Gear, Transport Mode, Vehicle Health Data Upload, Windshield Washer Pump, Windshield Wiper Motor Relay, Windshield Wiper Motor, Windshield Wiper Relay, Wiper Washer Motor

New Coverage Details – USA Asian

New Honda/Acura Coverage

39 new Adjustment type special tests:

ACM Reset, After a Vehicle Collision, After Replacing Front Passenger Seat Components, Air Bleeding For Repair(ABS), Air Bleeding For Repair(TCS), All Sensor Calibration, All Sensors Learning, ATF Reset, Brake Pad Maintenance Mode, Crank Pattern Clear, Crank Pattern Learning., Customize Reset, CVT Oil Pressure Learn Reset, Differential Torque Setup, ECM/PCM Reset, Engine Oil Life Reset, EPS Steering Angle Sensor Value Clear, EPS Steering Sensor Value Clear, High Beam Support System Inspection, Initialization, Manual returning Time, ODS Unit Initialization, OPDS Initialization, Pop Up Hood(PUH) Calibration, Replace TCM/PCM, Reset Of Assistant Side Window Position, Reset Of Driver Side Window Position, Reset Of Rear Left Side Window Position, Reset Of Rear Right Side Window Position, Reset Operation, Reset, Sensor Calibration Test, Steering Angle Sensor Setup, Stroke Sensor Learning, SWS Initialization, The Wheel Size Setup For Indirect TPMS, Tire Pressure Sensor Registration With Activation Tool, Tire Pressure Sensor Registration, Torque Sensor Learn

407 new Actuation type special tests:

A/C Clutch, ABS Brake Light Relay/TSA Relay Test, ABS ESS Forced Indication, ABS Solenoid Test, ABS VSA Test, ACC Alarm Test, ACC Brake Actuator, ACC Indicator Light, ACC Information Display, ACC Relay, Accessory, ADJ Motor, AFS Reflector, Air Bypass Valve Control Solenoid (ABV), All Injectors OFF, Assistant Door Courtesy Light, Assistant Door Mirror Motor Down, Assistant Door Mirror Motor Left, Assistant Door Mirror Motor Right, Assistant Door Mirror Motor Up, Assistant Door Pocket Illumination Light, Assistant Outer Handle Illumination Light, Assistant Remote Switch Illumination Light, Assistant Side Power Window Motor Down, Assistant Side Power Window Motor Up, Assistants Inner Handle Illumination Light, Auto Lock Cancel Switch, Automatic Headlights, Automatic Returning Distance, Battery Fan High Speed Test, Battery Fan Low Speed Test, Battery Fan Mid Speed Test, Battery Fan Test, Both Sides Engagement Clutch Coil Test, Brake light relay test, BSI Buzzer Status, BSI Fail Lamp, BSI Indicator On, BSI System Fail, BSI System Status, BSI Unavailable, Buzzer, CARD BATT Indicator Turn On, Cargo Light Drive UV Only, Cargo Light Drive, Charge LID Relay, Clean Left Side Radar, Clean Right Side Radar, Clear History Of Switch device, Climate Ctrl Check, Clutch Pressure Control (Linear) Solenoid A, Clutch Pressure Control (Linear) Solenoid B, Clutch Pressure Control (Linear) Solenoid C, Clutch Pressure Control (Linear) Solenoid D, Clutch Pressure Control Solenoid A, Clutch Pressure Control Solenoid B, Clutch Pressure Control Solenoid C, CMBS Brake, Column

Telescopic Motor - Full Down, Column Telescopic Motor - Full Up, Column Tilt Motor - Full Down, Column Tilt Motor - Full Up, Communication Status Check, Communication Using Cabin Front Antenna, Communication Using Cabin Middle Antenna, Communication Using Cabin Rear Antenna, Communication Using Driver Antenna, Communication Using Front Passenger Antenna, Communication Using Rear Driver Antenna, Communication Using Rear Passenger Antenna, Communication Using Trunk Room Antenna, Communication Using Trunk/Tailgate Antenna, Cruise Control Cancel History, CS FS Antenna, CTM Buzzer Status, CTM System Fail, CTM System Status, Daytime Running Light (Canada), Daytime Running Light Output, Daytime Running Light Relay, DC Output Cabin Front Antenna, DC Output Cabin Middle Antenna, DC Output Cabin Rear Antenna, DC Output Driver Antenna, DC Output Front Passenger Antenna, DC Output Rear Driver Antenna, DC Output Rear Passenger, DC Output Trunk Room Antenna, DC Output Trunk/Tailgate Antenna, Detect Equipped Honda Body Systems, Display Card Batt, Display Do not have key, Display No Card, Door Lock Without Answer Back, Door Lock, Lock Actuator, Door Lock, Unlock Actuator, Door Unlock Without Answer Back, Driver Door Courtesy Light, Driver Door Lock Unlock Actuator, Driver Door Mirror Motor Down, Driver Door Mirror Motor Left, Driver Door Mirror Motor Right, Driver Door Mirror Motor Up, Driver Door Pocket Illumination Light, Driver Door Power Window Motor - Down, Driver Door Power Window Motor - Up, Driver Inner Handle Illumination Light, Driver Outer Handle Illumination Light, Driver Rear Door Courtesy Light, Driver Remote Switch Illumination Light, Driver Side Power Window Motor Down, Driver Side Power Window Motor Up, DRL Relay, DUAL Indicator, DWS/Indirect TPMS Parameter Configuration Message, EGR Tests, Electric Current of Linear Solenoid CPC, Electric Current of Linear Solenoid DN, Electric Current of Linear Solenoid DR, Electric Current of Linear Solenoid SC, EU DRL, EVAP Solenoids Test, EXT F (Cabin Front Antenna), EXT FR AS (Passenger's Antenna), EXT FR DR (Driver's Antenna), EXT INTTRUNK (Trunk Room Antenna), EXT M (Cabin Middle Antenna), EXT R (Cabin Rear Antenna), EXT RR AS (Passenger Side Rear Passenger's Antenna), EXT RR DR (Driver Side Rear Passenger's Antenna), EXT RT (Cabin Rear Tray Antenna), EXT Side-Glass AS (Side-Glass Passenger Antenna), EXT Side-Glass DR (Side-Glass Driver Antenna), EXT TR (TRUNK Or TAIL-GATE Antenna), Exterior Buzzer Output (Short Time), Exterior Buzzer Output(Long Time), Exterior Buzzer Output, Exterior BUZZER, External Buzzer ON, Fail Wipe Signal, FCAN Authorized Flag, FI Wakeup, Flash Left Side Indicator, Flash Right Side Indicator, Floor Light, Foot Light, Forced Control Of Electric Current Of Linear Solenoid D, Forced Control Of Lockup Clutch, Forced non assist mode, FR DEICER RLY, FR-DEF Indicator, Front ACM Solenoid, Front And Rear ACM Solenoid, Front Center Detection Result, Front Defroster Relay, Front Detection Sound Request, Front Display - Backlight, Front Fog Light, Front Left Detection Result, Front Panel Module, Front Right Detection Result, Front Washer Motor, Front Wiper High Speed, Front Wiper Low Speed, Front Wiper Motor (High), Front Wiper Motor (Low), Frontal Crash Detection Signal Output, Fuel Lid, Fuel Pump OFF, Fuel Pump ON, G/Box Relay, Gate Light, Gear Shift, Glass Hatch Open, Green LED, Hazard Flashers, Hazard Relays, Head Light (High), Head Light High, Head Light Low, Head Light, Headlight Backup, Headlight Cleaner, Headlight Washer Motor, Headrest Motor, High Beam Support System Operation, High Wipe Signal, Horn, IGNCONT Line, Ignition Key Light, IGNTRX Line Turn To Low Level, IGNTRX Line, Immobilizer Indicator Turn On, Immobilizer Lamp, IMOCONT Line, IMS1 Output, IMS2 Output, IMT(IMRC) Activation, IMT(IMRC) Test, Indicator, Initiator Operation Check, Injector Kill Test, Intake VTC Test, Interior Buzzer Output, Interior Light Cut, Interior Light, Interior Small Light, Intermittent Wipe Signal, Internal Buzzer ON, ISO Warning Light, Key Switch Out Line Turn To On, Keyless Buzzer, keyless Check, Left And Right Parking Actuator Control, Left BSI Radar Unavailable, Left Front CAS Solenoid, Left Front Pulser, Left Front Solenoid, Left Front TCS Solenoid, Left Front VSA Solenoid, Left Power Mirror Full Down, Left Power Mirror Full Left, Left Power Mirror Full Right, Left Power Mirror Full Up, Left Power Sliding Door - Buzzer, Left Power Sliding Door - Closer Motor, Left Power Sliding Door - Clutch, Left Power Sliding Door - Drive Motor - Close, Left Power Sliding

Door - Drive Motor - Open, Left Power Sliding Door - Release, Left Rear Power Window Motor - DOWN, Left Rear Power Window Motor - UP, Left Rear Power Window Motor Down, Left Rear Power Window Motor Up, Left Rear Pulser, Left Rear Solenoid, Left Rear VSA Solenoid, Left RR Slide Relay, Left Side Engagement Clutch Coil Test, Left Side Indicator, Left Slide Actuator, Left Sliding Door Lock, Left Sliding Door Unlock, Left Turn Signal Lamp, LF Tire Air Low Indicator, Lights Off Using Backup Line, Lights On Using Backup Line, LIN Washer, LIN Wiper Assembled Position Operation, Lock/Unlock All Doors, Lockup Clutch, Low Wipe Signal, LR Tire Air Low Indicator, Lumbar Horizontal Motor, MA EPS CONTROL ON/OFF, MA EPS Switching, Maintenance Position Front Wiper, Map Light Off, Memory Buzzer, Memory Indicator 1, Memory Indicator 2, Memory Seat Indicator 1, Memory Seat Indicator 2, Memory Switch Illumination Light, Meter Buzzer, Navigation LCD Display Segment, No CARD Indicator Turn On, No Rain Condition Signal, No Wipe Signal, Occupied Signal Output, Off-Board EVAP Test (Level 2) Support, Parking Lights, Passenger Door Power Window - Down, Passenger Door Power Window - Up, Passenger Rear Door Courtesy Light, Power Seat - Front Up/Down Motor - Full Down, Power Seat - Front Up/Down Motor - Full Up, Power Seat - Rear Up/Down Motor - Full Down, Power Seat - Rear Up/Down Motor - Full Up, Power Seat - Recline Motor - Full Backward, Power Seat - Recline Motor - Full Forward, Power Seat - Slide Motor - Full Backward, Power Seat - Slide Motor - Full Forward, Power Tailgate Clutch, Power Window Relay, Power Window RLY Rr, Pressure Test Assistance mode, Pressure Test, PTG Motor Close, PTG Motor Open, PTG Release Close, PTG Release, Puddlelt, Purge Cut Solenoid (PCS) - Close, Purge Sol Cut Solenoid (PCS) - Open, Purge Sol=Close, Vent Sol=Close, Purge Sol=Close, Vent Sol=Open, Purge Sol=Open, Vent Sol=Close, Radiator Fan, Rain Condition Signal, Rear ACM Solenoid, Rear Assistant Door Courtesy Light, Rear Blower, Rear Center Detection Result, Rear Defroster RLY, Rear Defroster, Rear Detection Sound Request, Rear Driver Door Courtesy Light, Rear Fog Lamp, Rear Left Detection Result, Rear Left Door Courtesy Light, Rear Left Inner Handle Illumination Light, Rear Right Detection Result, Rear Right Door Courtesy Light, Rear Right Inner Handle Illumination Light, Rear Seat Switch Light, Rear Washer Motor, Rear Wiper Motor, Recall Memory Position, RECIRC Indicator, Red LED, Returning Operation, RF Tire Air Low Indicator, RF1 RXVCC, RF1 TXD Line, RF1 TXVCC, RF2 RXVCC, RF2 TXD Line, RF2 TXVCC, RF2 Unit RXVCC Power On, Right BSI Radar Unavailable, Right Front Pulser, Right Front Solenoid, Right Front VSA Solenoid, Right Power Mirror Full Down, Right Power Mirror Full Left, Right Power Mirror Full Right, Right Power Mirror Full Up, Right Power Sliding Door - Buzzer, Right Power Sliding Door - Closer Motor, Right Power Sliding Door - Clutch, Right Power Sliding Door - Drive Motor - Close, Right Power Sliding Door - Drive Motor - Open, Right Power Sliding Door - Release, Right Rear Power Window Motor - DOWN, Right Rear Power Window Motor - UP, Right Rear Power Window Motor Down, Right Rear Power Window Motor Up, Right Rear Pulser, Right Rear Solenoid, Right Rear VSA Solenoid, Right RR Slide Relay, Right Side Engagement Clutch Coil Test, Right Side Indicator, Right Slide Actuator, Right Turn Signal Lamp, RR Tire Air Low Indicator, RR-DEF Indicator, S.U.E. Operation For AH-AWD, Security Indicator, Security Net Line Turn To Low Level, Self Check, Self Diag Test, Self-Diagnostic Function, Serial Line Status Check, Shift Lock Solenoid, Shift Solenoid A, Shift Solenoid B, Shift Solenoid C, Shift Solenoid D, Shift Solenoid E, Side or Rear Crash Detection Signal Output, SMART Indicator Turn On, SMART KEY OUT, SMART Lamp, S-Net Line, Solenoid Valve Activation, Starter Switch Light, Store Memory Position, Sub Throttle, Sunroof Close, Sunroof Open, System Check, TC Bypass Valve, Throttle Actuator Control Test, Tilt Mirror, Tire Air Low Indicator, TP Position Check, TPMS Warning Light, Trunk (T/G), TSA Relay Test, Turbo Boost Control Solenoid V, Turn On Left Side Alert, Turn On Right Side Alert, Turn On Right Side Indicator, Unlock Trunk, Upper Park Position Front Wiper, Vent Shut Solenoid Valve (VSV) - Close, Vent Shut Solenoid Valve (VSV) - Open, VTEC Solenoid 1, VTEC Solenoid 2, VTEC Solenoid, VTEC Test, Warning Lamp, Warning light activation, Waste Gate Solenoid (WGS), Work LT

New Hyundai Coverage

- Added coverage for 201 new system applications

48 new Adjustment type special tests:

12V Battery SOC Calibration, ACU Variant Coding, Adaptive Value Backup Input (ECU Transfer Assy replacement, Adaptive Value BackUp Input (ECU replacement), Air Bleeding Mode, ASP Calibration, Assembly Check(ECU Replacement), AT Adaptation Mode, Auto Detected Configuration Reset, Brake Pad Change Mode, Compression Pressure Test of Engine Cylinder, ESC Variant Coding, G Sensor Calibration, HCU Air Bleeding Mode, HPCU (MCU,GCU) Diagnosis Parameter Initialization, HUD Calibration, iMEB Actuator Initialization, Initialize Engine Clutch Inspection Line Learning Diag Info, Longitudinal G Sensor Calibration(HAC/DBC Only), Motor/HSG Resolver Calibration, Multiplicative Injection Time Correction for All Cylinders, Multiplicative Injection Time Correction for Cylinder1, Multiplicative Injection Time Correction for Cylinder2, Multiplicative Injection Time Correction for Cylinder3, Multiplicative Injection Time Correction for Cylinder4, Pedal Travel Sensor (PTS) Calibration, Pressure Sensor Calibration, Purge Solenoid Valve Opening Additive Correction, Reset Adaptive Values, Reset Auto T/A Values, Reset of Injector Q-stat Adaptation, Resetting Adaptive Values, Resetting Auto Trans Adaptive Values, Resetting E-CVVT Values, SAS CALIBRATION(CAN-ESP Only), Stabilization of Hydraulic Oil Flow of Engine Clutch, Steering Angle Sensor (SAS) Calibration, Steering Angle Sensor, Tire Pressure Sensor Registration, TPMS Mode Configuration, TPMS Reception Rate Measuring Mode, TPMS Test, Vehicle Name Writing, WCT Reprogram, Weight Classification Sensor Reset, Wheel Sensor ID Writing, Write VIN, Zero Re-calibration of Occupant Classification Sensor

974 new Actuation type special tests:

(LED) DRL Lamp LH, (LED) DRL Lamp RH, 12V Latch Relay OFF, 12V Latch Relay ON, 12V Relay OFF, 12V Relay ON, 1st Gear Lamp, 2nd Gear Lamp, 3LH SBR Left Indicator, 3rd Gear Lamp, 3rd Row Center SBR Center Indicator, 3rd Row SBR Center Indicator(Option), 3rd Row SBR Left Indicator(Option), 3rd Row SBR Right Indicator(Option), 3RH SBR Center Indicator, 4th Gear Lamp, 4th Row SBR Center Indicator(Option), 4th Row SBR Left Indicator(Option), 4th Row SBR Right Indicator(Option), 5th Gear Lamp, 6th Gear Lamp, A/C Compressor Relay, A/C Compressor Test (ECV Type), AAF Control - Close, AAF Control - Open, AAF Forced Operation - Auto, AAF Forced Operation - Close, AAF Forced Operation - Open, AAF Relay, AC Compressor Relay, A-C Compressor Relay, ACC Relay, Activate Assist Side Antenna, Activate Driver Side Antenna, Activate Hat Shelf Antenna, Activation Switch LED, Active Air Flap Test, Actuator Control - Apply, Actuator Control - Release, ACV Open-Close Control, AEWB Control - PWM Type, AFLS AIMG Mode, Air Inlet Mode Selection-Fresh, Air Inlet Mode Selection-Recirculation, All Door Lock Signal Output(to PTGM), All LEDs, All Mood Lamp Blue LED Test, All Mood Lamp Green LED Test, All Mood Lamp Red LED Test, All Mood Lamp White LED Test, All Tank Valve Open, Alt'L Signal Out, APC Open-Close Control, Assist BSD Indicator, Assist Door Courtesy Lamp Output, Assist Door Courtesy Lamp, Assist Door Lock Indicator, Assist Door Lock, Assist Door Unlock, Assist Heater Control, Assist Mirror Position Down (Option), Assist Mirror Position Left (Option), Assist Mirror Position Right (Option), Assist Mirror Position Up (Option), Assist Outside Mirror Down, Assist Outside Mirror Left, Assist Outside Mirror Right, Assist Outside Mirror Up, Assist Power Window Down (Option), Assist Power Window DOWN, Assist Power Window Up (Option), Assist Power Window UP, Assist Seat Belt Indicator (Option), Assist Seat Belt Indicator, ASSIST SIDE COURTESY LAMP, Assist Side Puddle Lamp, Assist Side Repeater, Assist Side Window Auto Down, Assist Side Window Auto Up, Assist Side Window Down, Assist Side Window Up, Assist Window Auto Up, Assistant Side Outside Handle Antenna Output (Power and GND), ATM Solenoid(Automatic Transmission), ATM Solenoid, Auto Cut Relay, Auto Defog Mode Door - Close, Auto Defog Mode Door - Open, Auto Light Power, Auxiliary Fuel Injector for Flexible fuel, Auxiliary

Fuel Pump for Flexible fuel, AV Tail, AVM + FrontLeft + FrontRight View, AVM + RearLeft + RearRight View, Back Up Lamp, Battery Cool EXV(Electric expansion valve), Battery Cool Valve(Evaporator), Battery Coolant Valve Operation Mode1 (Combined Mode) ON, Battery Coolant Valve Operation Mode1 (Seperated Mode) ON, Battery EWP Operation Mode for Degassing and Circulation, BCM Buzzer Output (Internal/External), BCM Internal Buzzer Output, Bifunction Headlamp High LH Solenoid IPS Output, Bifunction Headlamp High RH Solenoid IPS Output, Blower Fan Motor-High, Blower Fan Motor-Low, Blower Fan Motor-Medium, Blower Fan Motor-Off, BSD Indicator, BSD Switch LED ON-OFF, Bumper Antenna Active, Burglar Horn Relay, Canister Purge Valve, Canister Shut Off Valve (OBD-2 Only), Canister Shut Off Valve Clocked(OBD-2 Only), Canister Shut Off Valve Toggling(OBD-2 Only), Canister Shut Off Valve(Leak Test), Canister Shut Off Valve(OBD-2 Only), CBV Open-Close Control, CDA Control Solenoid Valve - EX, B1, CDA Control Solenoid Valve - EX, B2, CDA Control Solenoid Valve - IN, B1, CDA Control Solenoid Valve - IN, B2, Cell Balancing Deactivate, Central Door Lock Indicator, Central Door Lock Relay, Central Door Lock Switch Indicator Output, Central Door Unlock Relay, Chageover Valve, Change Oil Lamp, Changeover Valve, Charge Inlet Lock Relay, Charge Inlet Unock Relay, Charging Status LED (Green) On, Charging Status LED (Yellow) On, Child Lock Relay Output, Child Unlock Relay Output, CKP CMP Signal Test, Clamp Status ACC(Amber) LED Color illumination, Clamp Status IGN(Blue) LED Color illumination, Clamp Status Off(Red) LED Color illumination, Clutch Actuator Position Control, Clutch Actuator Voltage Control, CNG Bi-Fuel Fuel Change, CNG Shut sol valve in Fuel Tank, COD N-O Relay 1 Control, Compressor Off, Compressor On, Console Mode Door - BI-Level, Console Mode Door - Floor, Console Mode Door - Vent, Console Off Door, Console On Door, Console Temperature Air Mix Door 0%, Console Temperature Air Mix Door 100%, Console Temperature Air Mix Door 50%, Control All the LEDs, Control Solenoid Valve (VFS) A, Coolant 3Way Valve, Cooler step 3 operation, Cooling Fan PWM, Cornering Lamp Left Relay Output (Option), Cornering Lamp LH Output, Cornering Lamp RH Output, Cornering Lamp Right Relay Output (Option), Courtesy Lamp RL Output, Courtesy Lamp RR Output, CPP(Canister Puge Pump) Control, Cruise Control Main Lamp(Auto CruiseType Only), Cruise Control Main Lamp(Option), Cruise Control Set Lamp(Auto Cruise Type Only), Cruise Control SET Lamp(Option), Cruise Indicator, CTV Open-Close Control, CVVD Intake, CVVT Exhaust, CVVT Intake, CVVT Test, Cylinder Power Balance, D Target Position, D_DRL Relay, DBC/HAC Brake Lamp Relay, DBL(Dynamic Bending Light) Max Position-LH, DBL(Dynamic Bending Light) Max Position-RH, DBL(Dynamic Bending Light) Middle Position-Center, Dead Lock Relay, Dedicated DRL Left Output, Dedicated DRL Output (Option), Dedicated DRL Right Output, Def Door - Close, Def Door - Open, Defogger - Deicer Relay, Defogger / Deicer Relay, Defogger Indicator, Differential Pressure Valve, Disconnecter Disengage, Disconnecter Engage, Door Lock Indicator, Door Lock Relay, Door Open Indicator, Door Unlock Relay, Drive Side Puddle Lamp, Driver Air Mix Door-0%, Driver Air Mix Door-100%, Driver Air Mix Door-50%, Driver Courtesy Lamp, Driver Door Courtesy Lamp Output, Driver Door Lock, Driver Door Unlock Relay (Option), Driver Door Unlock Relay, Driver Door Unlock, Driver Heater Control, Driver Mode Door (Def) - 0%, Driver Mode Door-DEF, Driver Mode Door-DEF., Driver Mode Door-Defrost, Driver Mode Door-Floor, Driver Mode Door-Vent, Driver Seat Belt Indicator, Driver Seat Heat Mode to the High, Driver Seat Vent Mode to the High, Driver Side Outside Handle Antenna Output (Power and GND), Driver Side Repeater, DRL Relay(Canada), DRV/AST Power Window Enable Output, DRV-AST Power Window Enable Output, DRVM (Driving Rear View Monitor), EGR Valve, ELCM Change Over Value(COV) Control, ELCM Pump Control, Electric Oil Pump (for HEV), Electric Shuttle Valve-Left Front, Electric Shuttle Valve-Right Front, Electric water pump control., Electrically Controlled Water Pump, Electronic Waste Gate Valve (Turbo Only), Electronic Water Pump (EWP) Actuation, Electronically Controlled Water Pump(CWP), EMS Wakeup Output, End Cell HTR Relay Control, Engine Check Lamp [MIL], Engine Check Lamp(MIL), Engine Clutch Control Solenoid (for HEV), Engine Clutch Lock-up, Engine Test Off, Engine Test On, EPB Apply RH and LH, EPB Releas RH and LH, ESCL Battery

Output, ESCL Enable(ESCL Only), ESCL Ground Output, ESS Brake Lamp Relay, ESS control, ESS Lamp, ETC Motor, Europe Cornering Lamp Left Relay Output, Europe Cornering Lamp Right Relay Output, EV Charge Door Open Lamp Output, EV Charge Door Open Relay, EVAP Leak Test, EVAP Leakage Test, Event Indicate LED On-Off, EVP, EWP Max RPM Operation, Exhaust Flap(EF), Exhaust Gas Recirculation Valve, Exhaust Gas Recirculation, Exterior Tail Lamp Front Left Output, Exterior Tail Lamp Front Right Output, Exterior Tail Lamp Left(Front and Rear) Output, Exterior Tail Lamp Rear Left Output, Exterior Tail Lamp Rear Right Output, Exterior Tail Lamp Right(Front and Rear) Output, External Buzzer Output, External Buzzer, Fan 1st, Fan 2nd, Fan 3rd, Fan 4th, Fan 5th, Fan 6th, Fan 7th, Fan 8th, Fan 9th, Fan Motor Control-High Speed, Fan Motor Control-Low Speed, FAN ON, Fan PWM, Fan Stop, Fan1 1st, Fan1 2nd, Fan1 3rd, Fan1 4th, Fan1 5th, Fan1 6th, Fan1 7th, Fan1 8th, Fan1 9th, Fan1 Stop, Fan2 1st, Fan2 2nd, Fan2 3rd, Fan2 4th, Fan2 5th, Fan2 6th, Fan2 7th, Fan2 8th, Fan2 9th, Fan2 STOP, FBV Open-Close Control, FDV Heater Relay Control, FDV Open-Close Control, Flasher Sound Relay(Option), Flow Stop Valve, FOB Battery Indicator, Folding Mirror Relay, Foot Lamp Output(Option), Foot Lamp Output, FPCM pressure control, FPS Open Mode, FPV Heater Relay Control, FPV Open-Close Control, Front Air Flow Door - 0%, Front Air Flow Door - 100%, Front Air Flow Door - 50%, Front Blower Fan Motor-1Step, Front Blower Fan Motor-2Step, Front Blower Fan Motor-3Step, Front Blower Fan Motor-4Step, Front Blower Fan Motor-5Step, Front Blower Fan Motor-6Step, Front Blower Fan Motor-7Step, Front Blower Fan Motor-8Step, Front Blower Fan Motor-Off, Front Bumper Antenna Output (Power and GND), Front Charge Door Lamp Output, Front Deicer Relay, Front Fog and Cornering Lamp Left Output, Front Fog and Cornering Lamp Right Output, Front Fog Lamp Indicator, Front Fog Lamp Left Output, Front Fog Lamp Output, Front Fog Lamp Relay, Front Fog Lamp Right Output, Front Fog Lamp, Front Glass Heated Relay Output, Front Glass Heated Switch Indicator Output, Front Indicate LED On-Off, Front Left Side Window Auto Down, Front Left Side Window Auto Up, Front Left Side Window Down, Front Left Side Window Up, Front Left Turn Signal Output, Front Right Side Window Auto Down, Front Right Side Window Auto Up, Front Right Side Window Down, Front Right Side Window Up, Front Right Turn Signal Output, Front Seat Heat Mode to the High, Front Seat Vent Mode to the High, Front Tank Valve Open, Front Top-AVM View, Front Top-SVM View, Front Turn Signal Lamp Activation LH Output, Front Turn Signal Lamp Activation RH Output, Front Washer Motor Output, Front-AVM View, Front-Left View, Front-Right View, Front-SVM View, Front-Wide View, Frunk Lamp Output, FSV Open-Close Control, Fuel Door Lock Solenoid Output (PHEV Only), Fuel Door Open Solenoid Output (PHEV Only), Fuel Door Open Solenoid Output, Fuel Door Open, Fuel Lid Lock Relay, Fuel Lid Unlock Relay, Fuel Open Loop, Fuel Pressure Indicator Lamp(LPI), Fuel Pressure Indicator Lamp, Fuel Pressure Ragulator (GDI Only), Fuel Pressure Regulator (GDI Only), Fuel Pump Control(1st stage), Fuel Pump Control(2nd stage), Fuel Pump Control, Fuel Pump Relay Control for LPG, Fuel Pump Relay for LPG, Fuel Pump Relay(1st stage), Fuel Pump Relay(2nd stage), Fuel Pump Relay, Fuel Tank Isolation Valve Relay Open, Fuel Tank Isolation Valve, Full AFLS BPS Test Class C, Full AFLS BPS Test Class E, Full AFLS BPS Test Class E1, Full AFLS BPS Test Class E2, Full AFLS BPS Test Class HIGH, Full AFLS BPS Test Class V, Full AFLS BPS Test Class W, Full AFLS BPS Test LED OFF, Gasoline Lamp (Bi-Fuel), Gauge ON, Glove Box Lamp Output, HAC Brake Lamp Actuator, Haptic Steering Wheel Motor Output, Haptic Steering Wheel Output, Hat Shelf Antenna Output (Power and GND), Hazard Indicator, Hazard Mode State for Turn Signal Lamp Sequential Mode, Hazard Relay, Head Lamp High Indicator, Head Lamp High Left Output, Head Lamp High Output, Head Lamp High Relay, Head Lamp High Right Output, Head Lamp Leveling Max(High) Position, Head Lamp Leveling Min(Low) Position, Head Lamp Low Indicator, Head Lamp Low Left Output, Head Lamp Low Output, Head Lamp Low Relay, Head Lamp Low Right Output, Head Lamp Low Signal, Head Lamp Washer Relay, Head Lamp Welcome Command, Heated Handle Indicator(Option), Heated Handle Indicator, Heated Handle Output(Option), Heated Handle Output, Heated Washer Nozzle Output, Heated Washer Nozzle Relay, Heater step 3

operation, HICM Activate Diagnostics, HICM Relay, High Mounted Stop Lamp Output, High Pressure Fuel Pump Control, High Pressure Fuel Pump Control2, High Voltage Battery Heater Relay ON, HLL(Head Lamp Leveling) Middle(Center) Position, HMI Mirror Alert Left LED Blinking, HMI Mirror Alert Left LED ON, HMI Mirror Alert Right LED Blinking, HMI Mirror Alert Right LED ON, HMI Switch LED, Horn Relay(NA), Horn Relay, HPCU (MCU/GCU) self-diagnosis function, HV PTC OFF, HV PTC ON(Min.), Idle Speed Actuator, IG3 Control Operation, IGN1 Relay, IGN2 Relay, Ignition 3 Relay, Ignition Coil 1, Ignition Coil 2, Ignition Coil 3, Ignition Coil 4, Ignition Coil Enable-Disable-#1, Ignition Coil Enable-Disable-#2, Ignition Coil Enable-Disable-#3, Ignition Coil Enable-Disable-#4, Ignition Coil Enable-Disable-#5, Ignition Coil Enable-Disable-#6, Ignition Coil Enable-Disable-#7, Ignition Coil Enable-Disable-#8, Ignition Key Hole Illumination(Manual Key Type), Illumination, iMEB Valve Control-Line Split Valve, iMEB Valve Control-Low Press Traction Control Valve, iMEB Valve Control-Low Press Wheel Split Valve, iMEB Valve Control-MCV(#2), iMEB Valve Control-MCV(#5), iMEB Valve Control-MCV(#6), iMEB Valve Control-Pedal Simulator Valve, iMEB Valve Control-Release Control Valve, iMEB Valve Control-Traction Control Valve, iMEB Valve Control-Wheel Split Valve, Immobilizer Antenna, Immobilizer Indicator, Immobilizer Lamp(Optional), Indicator ALL OFF, Indicator ALL ON, Indicator Output 100%, Indicator Output 25%, Indirect Vent door, Injector Disable-Cylinder 1, Injector Disable-Cylinder 2, Injector Disable-Cylinder 3, Injector Disable-Cylinder 4, Injector Disable-Cylinder 5, Injector Disable-Cylinder 6, Injector Disable-Cylinder 7, Injector Disable-Cylinder 8, Inlet Valve Left Front, Inlet Valve Left Rear, Inlet Valve Right Front, Inlet Valve Right Rear, Inlet Valve-Front Left Control, Inlet Valve-Front Right Control, Inlet Valve-Left Front, Inlet Valve-Left Rear, Inlet Valve-Rear Left Control, Inlet Valve-Rear Right Control, Inlet Valve-Right Front, Inlet Valve-Right Rear, Intake Door - Fresh, Intake Door - Recirc, Interior Antenna #1 Output (Power and GND), Interior Antenna #2 Output (Power and GND), Interior Antenna #3 (Trunk Antenna : Sedan Type) Output (Power, Interior Antenna 1, Interior Antenna 2, Interior Antenna 3 (Trunk Antenna : Sedan Type), Interior Antenna 3(RV/Hatchback Only), Interior Antenna 3, Interior Lamp Autocut Relay Output(Optional), Interior Mood Lamp Output (Option), Interior Mood Lamp Output, Internal Buzzer, IOD Relay, IR Emitter Communication, ISG Lamp, ISG Test(Optional), Isolation Detection Circuit Deactivate, ITM Valve, Key Hole Illumination (Manual Key Type), Key Hole Illumination, Key Interlock Solenoid(Manual Key Type), Key Out Indicator, Lamp Control - EPB Status Lamp, Lamp Control - EPB Warning Lamp, Lamp Control, Lamp Load Power Relay, LampLoad AutoCut IPS Output, LDC Activation Test, LED Out, Left Mirror LED Blinking, Left Mirror LED ON, LongTermLoad Cut Relay Output, LPG Cut Valve for Fuel Rail, LPG Cut Valve for Fuel Tank, LPG Fuel Pump PWM, LPG Lamp, Luggage Lamp Relay, Luggage Lamp, Main Relay (+) ON, Main Relay Control (-), Main Relay Control (+), Main Relay(-) ON, Main Relay(-)(+), Precharge Relay OFF simultaneous, Main Relay(-), Main Relay(+ ON Normal Sequence, Main Relay(-), Precharge Relay ON simultaneous, Main Relay(-), Precharge Relay, Simultaneously ON (Precharge se, Main Relay, Manual HLLD Signal Output, Manually Active Air Flap - Close, Manually Active Air Flap - Open, Manually Active Air Flap Close, Manually Active Air Flap Open, Map Lamp Output, MAP Lamp, Mid Tank Valve Open, Mirror Folding Operation (Option), Mirror LED Left, Mirror LED Right, Mirror Select Left indicator, Mirror Select Right indicator, Mirror Unfolding Operation (Option), Mood Lamp 1 Output, Mood Lamp 2 Output, Mood Lamp 3 Output, Mood Lamp Output, Motor Test, Motor, Motor1, Folding, Motor2, Unfolding, Move ASSIST OUTSIDE MIRROR to the highest Position, Move ASSIST OUTSIDE MIRROR to the lowest Position, Move ASSIST OUTSIDE MIRROR to the most left Position, Move ASSIST OUTSIDE MIRROR to the most right Position, Move Assist Outside Mirror To The Highest Position, Move Assist Outside Mirror To The Lowest Position, Move Assist Outside Mirror To The Most Left Position, Move Assist Outside Mirror To The Most Right Position, Move DRIVE OUTSIDE MIRROR to the highest position, Move DRIVE OUTSIDE MIRROR to the lowest position, Move DRIVE OUTSIDE MIRROR to the most left position, Move DRIVE OUTSIDE MIRROR to the most right position, Move P-Seat to the Foremost Position (Cushion Extension),

Move P-Seat to the Foremost Position (Head Rest Slide), Move P-Seat to the Foremost Position (Recline), Move P-Seat to the Foremost Position (Shoulder), Move P-Seat To The Foremost Position (Slide), Move P-Seat to the Highest Position (FR Height), Move P-Seat to the Highest Position (Headrest), Move P-Seat to the Highest Position (RR Height), Move P-Seat to the Last Position (Cushion Extension), Move P-Seat to the Last Position (HeadRest Slide), Move P-Seat to the Last Position (Recline), Move P-Seat to the Last Position (Shoulder), Move P-Seat To The Last Position (Slide), Move P-Seat to the Lowest Position (FR Height), Move P-Seat to the Lowest Position (Headrest), Move P-Seat to the Lowest Position (RR Height), Multimedia Load Power Relay, N Target Position, Navi Wakeup Signal Output, NO.1 INJECTOR, NO.2 INJECTOR, NO.3 INJECTOR, NO.4 INJECTOR, Norminal Idle Speed Offset, O2 Heater Front (B1-S1), O2 Heater Front (B2-S1), O2 Heater Front, O2 Heater Rear (B1-S2), O2 Heater Rear (B2-S2), O2 Heater Rear, OBC Relay(-) ON, OBC Relay(+) ON, OBC Relay(+)-(-) ON Simultaneous, OBC Relay(+)/(-) ON Simultaneous, OBC Wake up Output, OBC(On Board Charger) Relay(+) ON, Oil Change Warning Lamp(Optional), Oil Change Warning Lamp, Oil Control Valve - Exhaust Bank 1(Optional), Oil Control Valve - Exhaust Bank 1, Oil Control Valve - Exhaust Bank2, Oil Control Valve - Intake Bank 1, Oil Control Valve - Intake Bank1, Oil Control Valve - Intake Bank2, Oil Ctrl Val-Exhaust Bank1(Optional), On/Off Solenoid A (SS-A), Openbed Box Lamp Output, Openbed Cargo Lamp Output, Openbed Lamp Switch Indicator Output, Operate ASSIST SIDE FOLD, Operate ASSIST SIDE UNFOLD, Operate Assist Side Fold, Operate Assist Side Unfold, Operate Assist Side Window Auto Down, Operate Assist Side Window Down, Operate Assist Side Window Up, Operate DRIVE SIDE FOLD, Operate DRIVE SIDE UNFOLD, Operate DRIVE SIDE WINDOW AUTO DOWN, Operate DRIVE SIDE WINDOW AUTO UP, Operate DRIVE SIDE WINDOW DOWN, Operate DRIVE SIDE WINDOW UP, Optional Rear Seat Warmer - Left, Optional Rear Seat Warmer - Right, Outlet Valve Left Front, Outlet Valve Left Rear, Outlet Valve Right Front, Outlet Valve Right Rear, Outlet Valve-Front Left Control, Outlet Valve-Front Right Control, Outlet Valve-Left Front, Outlet Valve-Left Rear, Outlet Valve-Rear Left Control, Outlet Valve-Rear Right Control, Outlet Valve-Right Front, Outlet Valve-Right Rear, Over speed indicator(Optional), Over Speed Warning Indicator, P Target Position, Parasitic Current Auto-Block IPS, Parking Brake Indicator, PAS Buzzer Output (RPAS Buzzer Output), PAS Indicator (RPAS Off Indicator), PAS Indicator, PAS Indicator/RPAS OFF Indicator, PAS/RPAS Buzzer Output, Passenger Air Mix Door-0%, Passenger Air Mix Door-100%, Passenger Air Mix Door-50%, Passenger Mode Door - Defog, Passenger Mode Door - Floor, Passenger Mode Door - Vent, Passenger Seat Heat Mode to the High, Passenger Seat Vent Mode to the High, Perform CPU (Video Recording and Display Output) On-Off, Perform Erase All Video File, Perform Event Recording, Pocket Light Output (Optional), Pocket Light Output(Optional), Power Supply to the ACC Relay of Main MCU, Power Supply to the IGN1 Relay of Main MCU, Power Supply to the IGN1/IGN2 Relay of Main MCU, Power Supply to the IGN1/STARTER Relay of Main MCU, Power Supply to the IGN1-IGN2 Relay of Main MCU, Power Supply to the IGN1-STARTER Relay of Main MCU, Power Window Relay (with Safety P-WDW Enable), Power Window Relay, Precharge Relay ON, Precharge Relay ON, Main Relay (-), (+) ON (Normal sequence), Pressure Control Solenoid Valve(VFS) A, Pressure Control Solenoid Valve(VFS) 'A', Puddle Lamp Output, Puddle Pocket Lamp Output, Quick Charge Relay (+),(-), Main Relay (-), (+) ON (Normal Char, Quick Charger Relay(-) ON, Quick Charger Relay(-)(+) ON simultaneous, Quick Charger Relay(+) ON, R Target Position, Rad Fan Forced Operation, RAD FAN Operation, Radiator Cooling Fan PWM, Radiator Fan Forced Operation, Radiator shutter 1 - Auto test, Radiator shutter 1 - Close test, Radiator shutter 1 - Open test, Read VIN, Rear Air Flow Door - 0%, Rear Air Flow Door - 100%, Rear Air Flow Door - 50%, Rear Air Mix Door-0%, Rear Air Mix Door-100%, Rear Air Mix Door-50%, Rear Air Mix(A) Door-0%, Rear Air Mix(A) Door-100%, Rear Air Mix(A) Door-50%, Rear Assist Power Window Down Relay, Rear Assist Power Window Up Relay, Rear Assist Side Window Auto Up, Rear Assist Window Auto Down, Rear Assist Window Down, Rear Assist Window Up, Rear Blower Fan Motor-1Step, Rear Blower Fan Motor-2Step,

Rear Blower Fan Motor-3Step, Rear Blower Fan Motor-4Step, Rear Blower Fan Motor-5Step, Rear Blower Fan Motor-6Step, Rear Blower Fan Motor-7Step, Rear Blower Fan Motor-8Step, Rear Blower Fan Motor-Off, Rear Bumper Antenna Output (Power and GND), Rear Center Seat Belt Indicator, Rear Charge Door Lamp Output, Rear Curtain DN Output, Rear Curtain Down Output [Rear Curtain Hall Sensor Power Output, Rear Curtain Down Output, Rear Curtain Up Output [Rear Curtain Hall Sensor Power Output(O, Rear Curtain Up Output, Rear Defogger Relay, Rear Driver B-PILLAR Door - 0%, Rear Driver B-PILLAR Door - 100%, Rear Driver Power Window Down Relay, Rear Driver Power Window Up Relay, Rear Fog Lamp (Option), Rear Fog Lamp Indicator, Rear Fog Lamp Left Output, Rear Fog Lamp Relay (Option), Rear Fog Lamp Relay, Rear Fog Lamp Right Output, Rear Fog Lamp, Rear illumination, Rear Left Door Lock Indicator Output, Rear Left Power Window Down (Option), Rear Left Power Window DOWN, Rear Left Power Window Up (Option), Rear Left Power Window UP, Rear Left Seat Belt Indicator, Rear Left Side Courtesy Lamp, Rear Left Side Door Curtain Down (Only Windows Close Status), Rear Left Side Door Curtain Up (Only Windows Close Status), Rear Left Side Window Auto Down (Option:Curtain Bottom Status), Rear Left Side Window Auto Up (Option:Curtain Bottom Status), Rear Left Side Window Down (Option:Curtain Bottom Status), Rear Left Side Window Up (Option:Curtain Bottom Status), Rear Left Turn Signal Output, Rear LH Seat Heat Mode to the High, Rear LH Seat Vent Mode to the High, Rear mode door - B-L, Rear mode door - Floor, Rear mode door - Vent, Rear Mode Door-Defrost, Rear Mode Door-Face, Rear Mood Lamp (Both Left and Right), Rear Passenger B-PILLAR Door - 0%, Rear Passenger B-PILLAR Door - 100%, Rear Pocket Lamp (Both Left and Right), Rear Power Window Enable Output (Option), Rear Power Window LH Up Relay, Rear RH Seat Heat Mode to the High, Rear RH Seat Vent Mode to the High, Rear Right Door Lock Indicator Output, Rear Right Power Window Down (Option), Rear Right Power Window DOWN, Rear Right Power Window Up (Option), Rear Right Power Window UP, Rear Right Seat Belt Indicator, Rear Right Side Courtesy Lamp, Rear Right Side Door Curtain Down (Only Windows Close Status), Rear Right Side Door Curtain Up (Only Windows Close Status), Rear Right Side Window Auto Down (Option:Curtain Bottom Status), Rear Right Side Window Auto Up (Option:Curtain Bottom Status), Rear Right Side Window Down (Option:Curtain Bottom Status), Rear Right Side Window Up (Option:Curtain Bottom Status), Rear Right Turn Signal Output, Rear Room Lamp Output, Rear SBR Symbol Indicator Output(Option), Rear Seat Belt Center Indicator (Option), Rear Seat Belt Center Indicator, Rear Seat Belt Left Indicator (Option), Rear Seat Belt Left Indicator, Rear Seat Belt Right Indicator (Option), Rear Seat Belt Right Indicator, Rear Seat Heat Mode to the High, Rear Seat Vent Mode to the High, Rear Seat Warmer Left(Option), Rear Seat Warmer Right(Option), Rear Tank Valve Open, Rear Top-AVM View, Rear Top-SVM View, Rear View Switch Indicator Output, Rear Washer Motor Output, Rear Washer Motor, Rear Wiper Relay (Option), Rear Wiper Relay, Rear-AVM View, Rear-Left View, Rear-Right View, Rear-SVM View, Rear-Wide View, Refrigerant 2Way Valve - #1 OFF, Refrigerant 2Way Valve - #1 ON, Refrigerant 2Way Valve - #2 OFF, Refrigerant 2Way Valve - #2 ON, Refrigerant 3Way Valve - #1 OFF, Refrigerant 3Way Valve - #1 ON, Refrigerant 3Way Valve - #2 OFF, Refrigerant 3Way Valve - #2 ON, Removal of air from engine clutch hydraulic pressure line, Reservoir Cut Valve (PRCV), Reservoir Cut Valve (SRCV), Right Mirror LED Blinking, Right Mirror LED ON, RKE Tailgate Signal Output(to PTGM), RL Door Lock Relay, RL Door Unlock Relay, RL-RR Power Window Enable Output, Room Lamp Output, Room Lamp, RPAS Switch Indicator (Option), RPAS Switch Indicator(Option), RPAS/R Buzzer Output(Option), RVM Swich Indicator Output, Safety ECU Enable Output (High), Safety Power Window Enable, Safety Power Window Relay, Safety Power Window Sunroof Enable, SAHLS Actuator 20%, SAHLS Actuator 80%, SBL Function Test SBL LH ON, SBL Function Test SBL ON(ALL), SBL Function Test SBL RH ON, Seat Belt Indicator, Security LED Output, Security LED, Shift Control Solenoid Valve (28/B), Shift Control Solenoid Valve (37R/C), Shift Control Solenoid Valve (46/C), Shift Control Solenoid Valve (UD/C), Shift Control Solenoid Valve A(UD/B), Shift Control Solenoid Valve A(UD-B), Shift Control Solenoid Valve B(2-

6/B), Shift Control Solenoid Valve B(2-6-B), Shift Control Solenoid Valve C(35R/C), Shift Control Solenoid Valve C(35R-C), Shift Control Solenoid Valve D(OD/C), Shift Control Solenoid Valve D(OD-C), Shift Control Solenoid Valve E(SS-A), Shift Control Solenoid Valve F(SS-B), Shift Solenoid A (Primary), Shift Solenoid B (Secondary), Shift Solenoid C (Clutch), ShortTermLoad Cut Relay/IPS Output, ShortTermLoad Cut Relay-IPS Output, SSB illumination Output (Power and GND), SSB Illumination, SSB LED Amber, SSB LED Blue/Red, SSB LED OFF, SSB LED White, Start Inhibit Relay (Option), Start Inhibit Relay, Start Relay, Start Stop Button Illumination, Start Stop Button LED Amber, Start Stop Button LED Blue/Green, Starter Inhibit Relay, Starter Relay, Static Bending LH Output (Option), Static Bending LH Output, Static Bending RH Output (Option), Static Bending RH Output, Steering Warmer Output, Steering Warmer Switch Indicator Output, Stop Lamp Left, Stop Lamp Left/Right/HMSL Output (Option), Stop Lamp Left-Right, Stop Lamp Left-Right-HMSL Output (Option), Stop Lamp Right, Stop Lamp, Storage Bos Lid Release Relay Output, Sunroof Enable Output, Sunroof Power Relay control(Optional), SunRoof Power Relay control, SVM + DRVM(Driving Rear View Monitor), SVM + FrontLeft + FrontRight View, SVM + RearLeft + RearRight View, System Identification, Tail Interior Lamp, Tail Lamp Indicator, Tail Lamp Output, Tail Lamp Relay, Tailgate/Trunk Release Relay, Tailgate-Trunk Release Relay, TCI Bypass Valve (Turbo Only), TCI Bypass Valve(Turbo Only), TCS Valve-Left Front, TCS Valve-Right Front, Torque Converter Clutch Solenoid Valve, TPM Diagnostic Lamp, TPMS Tread Lamp, Trunk Antenna(Sedan Only), Trunk Antenna, Turbo dump(ReCirculation) Valve (RCV), Turbo waste gate(WGT) valve, Turn Left Signal, Turn LH Output, Turn RH Output, Turn Right Signal, Turn Signal Lamp Front Left Output, Turn Signal Lamp Front Right Output, Turn Signal Lamp Rear Left Output, Turn Signal Lamp Rear Right Output, Turn Signal Sound Output, Turn Signal Sound Relay Output, Unfold Mirrors, Unfolding Mirror Output, Vacuum Pump (ELCM), Variable Exhaust Flap, Variable Force Solinoid Valve - Exhaust Bank1 test, Variable Force Solinoid Valve - Intake Bank1 test, Variable Intake Manifold 1 (Option), Variable Intake Solenoid(Optional), Variable Oil Pump Solenoid, VCM Motor (Option), VCM Motor(Optional), VESS Sound Play (5 Sec), VESS Sound Play (Until Stop Command), VVL Control Solenoid Valve - EX, B1, VVL Control Solenoid Valve - EX, B2, VVL Control Solenoid Valve - IN, B1, VVL Control Solenoid Valve - IN, B2, Warm Bypass door, Waste Gate Valve (Turbo Only), Window Lock Indicator, Window Lock to Assist Door Module, Window Lock to Driver Door Module, Wiper High Relay, Wiper High-Speed Relay [Wiper High RLY With Wiper Power RLY], Wiper Low Relay, Wiper Low-Speed Relay [Wiper Low RLY With Wiper Power RLY], Wiper Power Relay, Wiper Relay (for INT)[Wiper RLY With Wiper Power RLY], Wiper Relay

New Kia Coverage

- Added coverage for 241 new system applications

49 new Adjustment type special tests:

12V Battery SOC Calibration, ACU Variant Coding, Adaptive Value Backup Input (ECU Transfer Assy replacement, Adaptive Value BackUp Input (ECU replacement), Air Bleeding Mode, Assembly Check(ECU Replacement), Auto Detected Configuration Reset (ESP/ESC Only), Auto Detected Configuration Reset, Brake Pad Change Mode, Clutch Learning Read, Clutch Learning Reset, Clutch Learning Writing, Compression Pressure Test of Engine Cylinder, DCT Learning Function, ESC Variant Coding, HCU Air Bleeding Mode, HPCU (MCU,GCU) Diagnosis Parameter Initialization, iMEB Actuator Initialization, Initialize Engine Clutch Inspection Line Learning Diag Info, Longitudinal G Sensor Calibration(HAC/DBC Only), Motor/HSG Resolver Calibration, Multiplicative Injection Time Correction for All Cylinders, Multiplicative Injection Time Correction for Cylinder1, Multiplicative Injection Time Correction for Cylinder2, Multiplicative Injection Time Correction for Cylinder3, Multiplicative Injection Time Correction for Cylinder4, Neutralization

Mode, Pedal Travel Sensor (PTS) Calibration, Pressure Sensor Calibration, Purge Solenoid Valve Opening Additive Correction, Reset Adaptive Values, Reset of Injector Q-stat Adaptation, Resetting Adaptive Values, Resetting Auto Trans Adaptive Values, Resetting E-CVVT Values, SAS CALIBRATION(CAN-ESP Only), Seat Limit Position Setting, Smart Key Code Saving, SMK Status Information, Stabilization of Hydraulic Oil Flow of Engine Clutch, Steering Angle Sensor (SAS) Calibration, Steering Limit Position Setting, Tire Pressure Sensor Registration, TPMS Reception Rate Measuring Mode, TPMS Test, Vehicle Name Writing, WCT Reprogram, Wheel Sensor ID Writing, Write VIN

991 new Actuation type special tests:

(LED) DRL Lamp LH, (LED) DRL Lamp RH, 12V Latch Relay OFF, 12V Latch Relay ON, 1st Gear Lamp, 2nd Gear Lamp, 3LH SBR Left Indicator, 3rd Gear Lamp, 3rd Row Center SBR Center Indicator, 3rd Row SBR Center Indicator(Optional), 3rd Row SBR Left Indicator(Optional), 3rd Row SBR Right Indicator(Optional), 3RH SBR Center Indicator, 4th Gear Lamp, 4th Row SBR Center Indicator(Optional), 4th Row SBR Left Indicator(Optional), 4th Row SBR Right Indicator(Optional), 4WD Lamp Control, 5th Gear Lamp, 6th Gear Lamp, A/C Compressor Relay, AAF Control - Close, AAF Control - Open, AAF Forced Operation - Auto, AAF Forced Operation - Close, AAF Forced Operation - Open, AAF Relay, A-C Compressor Relay, ACC Relay, Activate Assist Side Antenna, Activate Driver Side Antenna, Activate Hat Shelf Antenna, Activation Switch LED, Active Air Flap Test, Actuator Control - Apply, Actuator Control - Release, AEWB Control - PWM Type, AFLS AIMG Mode, After Blower USM Set Off, After Blower USM Set On, All Door Lock Signal Output(to PTGM), All Lamps, All LEDs, All Mood Lamp Blue LED Test, All Mood Lamp Green LED Test, All Mood Lamp Red LED Test, All Mood Lamp White LED Test, Alternator Control, Alt'L Signal Out, Apply Valve #1, Apply Valve #2, Assist BSD Indicator, Assist Door Courtesy Lamp Output, Assist Door Courtesy Lamp, Assist Door Lock Indicator, Assist Door Lock, Assist Door Unlock, Assist Heater Control, Assist Mirror Position Down (Option), Assist Mirror Position Left (Option), Assist Mirror Position Right (Option), Assist Mirror Position Up (Option), Assist Outside Mirror Down, Assist Outside Mirror Left, Assist Outside Mirror Right, Assist Outside Mirror Up, Assist Power Window Down (Option), Assist Power Window DOWN, Assist Power Window Up (Option), Assist Power Window UP, Assist Seat Belt Indicator (Option), Assist Seat Belt Indicator, ASSIST SIDE COURTESY LAMP, Assist Side Puddle Lamp, Assist Side Repeater, Assist Side Window Auto Down, Assist Side Window Auto Up, Assist Side Window Down, Assist Side Window Up, Assist Window Auto Up, Assistant Side Outside Handle Antenna Output (Power and GND), ATM Solenoid, Auto Cut Relay, Auto Cut RLY, Auto Defog Mode Door - Close, Auto Defog Mode Door - Open, Auto Light Power, Auxiliary Fuel Injector for Flexible fuel, Auxiliary Fuel Pump for Flexible fuel, AV Tail, AVM + FrontLeft + FrontRight View, AVM + RearLeft + RearRight View, AWD Mode Select, Back Up Lamp Relay, Back Up Lamp, Back Up Light On/Off, Battery Coolant Valve Operation Mode1 (Combined Mode) ON, Battery Coolant Valve Operation Mode1 (Separated Mode) ON, Battery EWP Operation Mode for Degassing and Circulation, Battery Warning Lamp, BCM Buzzer Output (Internal/External), BCM Buzzer Output (Internal-External), BCM Internal Buzzer Output, Bifunction Headlamp High LH Solenoid IPS Output, Bifunction Headlamp High RH Solenoid IPS Output, BSD Indicator, BSD Switch LED ON-OFF, Bumper Antenna Active, Burglar Horn Relay, Canister Purge Valve, Canister Shut Off Valve (OBD-2 Only), Canister Shut Off Valve Clocked(OBD-2 Only), Canister Shut Off Valve Toggling(OBD-2 Only), Canister Shut Off Valve(Leak Test), Canister Shut Off Valve(OBD-2 Only), CDA Control Solenoid Valve - EX, B1, CDA Control Solenoid Valve - EX, B2, CDA Control Solenoid Valve - IN, B1, CDA Control Solenoid Valve - IN, B2, Cell Balancing Deactivate, Central Door Lock Indicator, Central Door Lock Relay, Central Door Lock Switch Indicator Output, Central Door Unlock Relay, Chageover Valve, Charge Inlet Lock Relay, Charge Inlet Unock Relay, Charging Status LED (Green) On, Charging Status LED (Yellow) On, Checking the wear amount of clutch, Child Lock Relay Output, Child Unlock

Relay Output, Clamp Status ACC(Amber) LED Color illumination, Clamp Status IGN(Blue) LED Color illumination, Clamp Status Off(Red) LED Color illumination, Clutch Reference Position Check, CNG Bi-Fuel Fuel Change, CNG Shut sol valve in Fuel Tank, Compressor Off, Compressor On, Console Mode Door - BI-Level, Console Mode Door - Floor, Console Mode Door - Vent, Console Off Door, Console On Door, Console Temperature Air Mix Door 0%, Console Temperature Air Mix Door 100%, Console Temperature Air Mix Door 50%, Control Solenoid Valve (VFS) A, Coolant 3Way Valve, COOLANT VALVE - 3WAY (HTR) - Close, COOLANT VALVE - 3WAY (HTR) - Open, Cooler step 3 operation, Cooling Fan PWM, Cornering Lamp Left Relay Output (Option), Cornering Lamp LH Output, Cornering Lamp RH Output, Cornering Lamp Right Relay Output (Option), Courtesy Lamp RL Output, Courtesy Lamp RR Output, CPP(Canister Puge Pump) Control, Cruise Control Main Lamp(Auto CruiseType Only), Cruise Control Main Lamp(Option), Cruise Control Set Lamp(Auto Cruise Type Only), Cruise Control SET Lamp(Option), Cruise Indicator, Cut Valve #1, Cut Valve #2, CVVD Intake, CVVT Exhaust, CVVT Intake, D Target Position, D_DRL Relay, DBC-HAC Brake Lamp Relay (DBC-HAC Only), DBL(Dynamic Bending Light) Max Position-LH, DBL(Dynamic Bending Light) Max Position-RH, DBL(Dynamic Bending Light) Middle Position-Center, Dead Lock Relay, Dedicated DRL Left Output, Dedicated DRL Output (Option), Dedicated DRL Output, Dedicated DRL Right Output, Def Door - Close, Def Door - Open, Defogger - Deicer Relay, Defogger / Deicer Relay, Defogger Indicator, DEHUM VALVE - EXV (DEHUMI) Valve Close, DEHUM VALVE - EXV (DEHUMI) Valve Open, Differential Pressure Valve, Disconnecter Disengage, Disconnecter Engage, Door Lock Indicator, Door Lock Relay, Door Open Indicator, Door Unlock Relay, Drive Side Puddle Lamp, Driver Air Mix Door-0%, Driver Air Mix Door-100%, Driver Air Mix Door-50%, Driver Courtesy Lamp, Driver Door Courtesy Lamp Output, Driver Door Lock, Driver Door Unlock Relay (Option), Driver Door Unlock Relay, Driver Door Unlock, Driver Heater Control, Driver Mode Door-DEF, Driver Mode Door-DEF., Driver Mode Door-Floor, Driver Mode Door-Vent, Driver Seat Belt Indicator, Driver Seat Heat Mode to the High, Driver Seat Vent Mode to the High, Driver Side Outside Handle Antenna Output (Power and GND), Driver Side Repeater, DRL Relay(Canada), DRV/AST Power Window Enable Output, DRV-AST Power Window Enable Output, DRVM (Driving Rear View Monitor), EGR Valve, EHR(Exhaust Heat Recovery) Control, ELCM Change Over Value(COV) Control, ELCM Pump Control, Electric Oil Pump (for HEV), Electric Oil Pump Run, Electric Oil Pump, Electric Shuttle Valve-Left Front, Electric Shuttle Valve-Right Front, Electric water pump control., Electrically Controlled Water Pump (Option), Electrically Controlled Water Pump, Electronic Expansion Valve (Battery Chiller) - Close, Electronic Expansion Valve (Battery Chiller) - Open, Electronic Expansion Valve (Heat Pump) - Close, Electronic Expansion Valve (Heat Pump) - Open, Electronic Expansion Valve (Recever Drier) - Close, Electronic Expansion Valve (Recever Drier) - Open, Electronic Waste Gate Valve (Turbo Only), Electronic Water Pump (EWP) Actuation, Electronically Controlled Water Pump(CWP), EMS Wakeup Output, Engage Both Clutch(20mm), Engine Check Lamp [MIL], Engine Check Lamp(MIL), Engine Clutch Control Solenoid (for HEV), Engine Clutch Lock-up, Engine Test Off, Engine Test On, EPB Apply RH and LH, EPB Releas RH and LH, ESS Brake Lamp Relay(ESS Only), ESS control, ESS Lamp, ETC Motor, Europe Cornering Lamp Left Relay Output, Europe Cornering Lamp Right Relay Output, EV Charge Door Open Lamp Output, EV Charge Door Open Relay, EVAP Leakage Test, Event Indicate LED On-Off, EVP, EWP Max RPM Operation, Exhaust Flap(EF), Exhaust Gas Recirculation Valve, Exhaust Gas Recirculation, Exterior Tail Lamp Front Left Output, Exterior Tail Lamp Front Right Output, Exterior Tail Lamp Left(Front and Rear) Output, Exterior Tail Lamp Left(FrontandRear) Output, Exterior Tail Lamp Left(FrontRear) Output, Exterior Tail Lamp Rear Left Output, Exterior Tail Lamp Rear Right Output, Exterior Tail Lamp Right(Front and Rear) Output, Exterior Tail Lamp Right(FrontandRear) Output, Exterior Tail Lamp Right(FrontRear) Output, External Buzzer Output, External Buzzer, Fan 1st, Fan 2nd, Fan 3rd, Fan 4th, Fan 5th, Fan 6th, Fan 7th, Fan 8th, Fan 9th, Fan Motor Control-High Speed, Fan Motor Control-Low Speed, FAN ON, Fan PWM, Fan Stop, Fan1 1st, Fan1 2nd, Fan1

3rd, Fan1 4th, Fan1 5th, Fan1 6th, Fan1 7th, Fan1 8th, Fan1 9th, Fan1 Stop, Fan2 1st, Fan2 2nd, Fan2 3rd, Fan2 4th, Fan2 5th, Fan2 6th, Fan2 7th, Fan2 8th, Fan2 9th, Fan2 STOP, Flasher Sound Relay(Optional), Flow Stop Valve, FOB Battery Indicator, FOB Key Status Information, Folding Actuator Signal Output, Folding Mirror Relay, Foot Lamp Output(Optional), Foot Lamp Output, FPCM pressure control, Front Air Flow Door - 0%, Front Air Flow Door - 100%, Front Air Flow Door - 50%, Front BLDC Blower Motor 0RPM, Front BLDC Blower Motor 1000RPM, Front BLDC Blower Motor 1500RPM, Front BLDC Blower Motor 2000RPM, Front BLDC Blower Motor 2500RPM, Front BLDC Blower Motor 500RPM, Front BLDC Blower Motor MAX RPM, Front Blower Fan Motor-1Step, Front Blower Fan Motor-2Step, Front Blower Fan Motor-3Step, Front Blower Fan Motor-4Step, Front Blower Fan Motor-5Step, Front Blower Fan Motor-6Step, Front Blower Fan Motor-7Step, Front Blower Fan Motor-8Step, Front Blower Fan Motor-Off, Front Bumper Antenna Output (Power and GND), Front Charge Door Lamp Output, Front Deicer Relay, Front Fog Cornering Lamp Left Output, Front Fog Cornering Lamp Right Output, Front Fog and Cornering Lamp Left Output, Front Fog and Cornering Lamp Right Output, Front Fog Lamp Indicator, Front Fog Lamp Left Output, Front Fog Lamp Output, Front Fog Lamp Relay, Front Fog Lamp Right Output, Front Fog Lamp, Front Glass Heated Relay Output, Front Glass Heated Switch Indicator Output, Front Indicate LED On-Off, Front Left Side Window Auto Down, Front Left Side Window Auto Up, Front Left Side Window Down, Front Left Side Window Up, Front Left Turn Signal Output, Front Right Side Window Auto Down, Front Right Side Window Auto Up, Front Right Side Window Down, Front Right Side Window Up, Front Right Turn Signal Output, Front Seat Heat Mode to the High, Front Seat Vent Mode to the High, Front Top-AVM View, Front Top-SVM View, Front Turn Signal Lamp Activation LH Output, Front Turn Signal Lamp Activation RH Output, Front Washer Motor Output, Front-Left View, Front-Right View, Front-SVM View, Front-Wide View, Frunk Lamp Output, Fuel Door Lock Solenoid Output (PHEV Only), Fuel Door Open Solenoid Output (PHEV Only), Fuel Door Open Solenoid Output, Fuel Lid Lock Motor, Lock, Fuel Lid Lock Motor, Unlock, Fuel Open Loop, Fuel Pressure Indicator Lamp(LPI), Fuel Pressure Indicator Lamp, Fuel Pressure Ragulator (GDI Only), Fuel Pressure Regulator (GDI Only), Fuel Pump Control(1st stage), Fuel Pump Control(2nd stage), Fuel Pump Control, Fuel Pump Relay Control for LPG, Fuel Pump Relay for LPG, Fuel Pump Relay(1st stage), Fuel Pump Relay(2nd stage), Fuel Pump Relay, Fuel Tank Isolation Valve Relay Open, Fuel Tank Isolation Valve, Full AFLS BPS Test Class C, Full AFLS BPS Test Class E, Full AFLS BPS Test Class E1, Full AFLS BPS Test Class E2, Full AFLS BPS Test Class HIGH, Full AFLS BPS Test Class V, Full AFLS BPS Test Class W, Full AFLS BPS Test LED OFF, Gasoline Lamp (Bi-Fuel), Gauge ON, Glove Box Lamp Output, HAC Brake Lamp Actuator, Haptic Steering Wheel Motor Output, Haptic Steering Wheel Output, Hat Shelf Antenna Output (Power and GND), Hazard Indicator, Hazard Mode State for Turn Signal Lamp Sequential Mode, Hazard Relay, Head Lamp High Indicator, Head Lamp High Left Output, Head Lamp High Output, Head Lamp High Relay, Head Lamp High Right Output, Head Lamp Leveling Max(High) Position, Head Lamp Leveling Min(Low) Position, Head Lamp Low Indicator, Head Lamp Low Left Output, Head Lamp Low Output, Head Lamp Low Relay, Head Lamp Low Right Output, Head Lamp Low Signal, Head Lamp Washer Relay, Head Lamp Welcome Command, Heated Handle Indicator(Optional), Heated Handle Indicator, Heated Handle Output(Optional), Heated Handle Output, Heated Washer Nozzle Output, Heated Washer Nozzle Relay, Heater step 3 operation, HICM Activate Diagnostics, HICM Relay, High Mounted Stop Lamp Output, High Mounted Stoplamp Control, High Pressure Fuel Pump Control, High Pressure Fuel Pump Control2, High Pressure Release Mode, High Voltage Battery Heater Relay ON, HLL(Head Lamp Leveling) Middle(Center) Position, HMI Mirror Alert Left LED Blinking, HMI Mirror Alert Left LED ON, HMI Mirror Alert Right LED Blinking, HMI Mirror Alert Right LED ON, HMI Switch LED, Horn Relay(NA), Horn Relay, HPCU (MCU/GCU) self-diagnosis function, HV PTC OFF, HV PTC ON(Min.), Idle Speed Actuator, IG3 Control Operation, IGN1 Relay, IGN2 Relay, Ignition 3 Relay, Ignition Coil 1, Ignition Coil 2, Ignition Coil 3, Ignition Coil 4, Ignition Coil Enable-Disable #1, Ignition Coil Enable-Disable #2,

Ignition Coil Enable-Disable-#3, Ignition Coil Enable-Disable-#4, Ignition Coil Enable-Disable-#5, Ignition Coil Enable-Disable-#6, Ignition Coil Enable-Disable-#7, Ignition Coil Enable-Disable-#8, Illumination, iMEB Valve Control-Line Split Valve, iMEB Valve Control-MCV(#2), iMEB Valve Control-MCV(#5), iMEB Valve Control-MCV(#6), iMEB Valve Control-Pedal Simulator Valve, iMEB Valve Control-Release Control Valve, iMEB Valve Control-Wheel Split Valve, Immobilizer Indicator, Immobilizer Lamp(Optional), Indicator ALL OFF, Indicator ALL ON, Indicator Output 100%, Indicator Output 25%, Indirect Vent door, Injector Disable-Cylinder 1, Injector Disable-Cylinder 2, Injector Disable-Cylinder 3, Injector Disable-Cylinder 4, Injector Disable-Cylinder 5, Injector Disable-Cylinder 6, Injector Disable-Cylinder 7, Injector Disable-Cylinder 8, Injector(DI) Disable-Cylinder 1, Injector(DI) Disable-Cylinder 2, Injector(DI) Disable-Cylinder 3, Injector(DI) Disable-Cylinder 4, Injector(MPI) Disable-Cylinder 1, Injector(MPI) Disable-Cylinder 2, Injector(MPI) Disable-Cylinder 3, Injector(MPI) Disable-Cylinder 4, Inlet Valve Left Front, Inlet Valve Left Rear, Inlet Valve Right Front, Inlet Valve Right Rear, Inlet Valve-Front Left Control, Inlet Valve-Front Right Control, Inlet Valve-Left Front, Inlet Valve-Left Rear, Inlet Valve-Rear Left Control, Inlet Valve-Rear Right Control, Inlet Valve-Right Front, Inlet Valve-Right Rear, In-Line mode - Apply/Release, In-Line mode - Apply-Release, Intake Door - Fresh, Intake Door - Recirc, Interior Antenna #1 Output (Power and GND), Interior Antenna #2 Output (Power and GND), Interior Antenna #3 (Trunk Antenna : Sedan Type) Output (Power, Interior Antenna 1, Interior Antenna 2, Interior Lamp Autocut Relay Output(Optional), Interior Mood Lamp Output (Option), Interior Mood Lamp Output, Internal Buzzer, IOD Relay, ISG Lamp, ISG Test(Optional), Isolation Detection Circuit Deactivate, ITM Valve, Key Hole Illumination (Manual Key Type), Key Hole Illumination, Key Interlock Solenoid(Manual Key Type), Key Out Indicator, Lamp Control - EPB Status Lamp, Lamp Control - EPB Warning Lamp, Lamp Control, Lamp Load Power Relay, LampLoad AutoCut IPS Output, LDC Activation Test, Left Mirror LED Blinking, Left Mirror LED ON, Left Stop Lamp, LongTermLoad Cut Relay Output, LPG Cut Valve for Fuel Rail, LPG Cut Valve for Fuel Tank, LPG Fuel Pump PWM, LPG Lamp, Luggage Lamp Relay, Luggage Lamp, Main Relay (+) ON, Main Relay(-) ON, Main Relay(-)(+), Precharge Relay OFF simultaneous, Main Relay(-), Main Relay(+) ON Normal Sequence, Main Relay(-), Precharge Relay ON simultaneous, Main Relay(-), Precharge Relay, Simultaneously ON (Precharge se, Main Relay, Maintenance mode - EPB/MOC disengaging, Maintenance mode - EPB/MOC engaging, Maintenance Mode - EPB-MOC Disengaging, Maintenance Mode - EPB-MOC Engaging, Manual HLLD Signal Output, Manually Active Air Flap - Close, Manually Active Air Flap - Open, Manually Active Air Flap Close, Manually Active Air Flap Open, Map Lamp Output, MAP Lamp, Mirror Folding Operation (Option), Mirror LED Left, Mirror LED Right, Mirror Select Left indicator, Mirror Select Right indicator, Mirror Unfolding Operation (Option), Mood Lamp 1 Output, Mood Lamp 2 Output, Mood Lamp 3 Output, Mood Lamp Output, Motor Test, Motor, Move ASSIST OUTSIDE MIRROR to the highest Position, Move ASSIST OUTSIDE MIRROR to the lowest Position, Move ASSIST OUTSIDE MIRROR to the most left Position, Move ASSIST OUTSIDE MIRROR to the most right Position, Move Assist Outside Mirror To The Highest Position, Move Assist Outside Mirror To The Lowest Position, Move Assist Outside Mirror To The Most Left Position, Move Assist Outside Mirror To The Most Right Position, Move DRIVE OUTSIDE MIRROR to the highest position, Move DRIVE OUTSIDE MIRROR to the lowest position, Move DRIVE OUTSIDE MIRROR to the most left position, Move DRIVE OUTSIDE MIRROR to the most right position, Move P/Seat To The Foremost Position(Recline), Move P/Seat To The Foremost Position(Slide), Move P/Seat To The Last Position(Recline), Move P/Seat To The Last Position(SILDE), Move P-Seat to the Foremost Position (Cushion Extension), Move P-Seat to the Foremost Position (Head Rest Slide), Move P-Seat to the Foremost Position (Recline), Move P-Seat to the Foremost Position (Shoulder), Move P-Seat To The Foremost Position (Slide), Move P-Seat to the Highest Position (FR Height), Move P-Seat to the Highest Position (Headrest), Move P-Seat to the Highest Position (RR Height), Move P-Seat to the Last Position (Cushion Extension), Move P-Seat to the Last Position (HeadRest Slide), Move P-Seat to the Last Position (Recline),

Move P-Seat to the Last Position (Shoulder), Move P-Seat To The Last Position (Slide), Move P-Seat to the Lowest Position (FR Height), Move P-Seat to the Lowest Position (Headrest), Move P-Seat to the Lowest Position (RR Height), Move Steering Column At The Longest Position (Tele), Move Steering Column At The Shortest Position (Tele), Move Steering Column To The Highest Position (Tilt), Move Steering Column To The Lowest Position (Tilt), Multimedia Load Power Relay, N Target Position, Navi Wakeup Signal Output, Norminal Idle Speed Offset, O2 Heater Front (B1-S1), O2 Heater Front (B2-S1), O2 Heater Front, O2 Heater Rear (B1-S2), O2 Heater Rear (B2-S2), O2 Heater Rear, OBC Relay(-) ON, OBC Relay(+) ON, OBC Relay(+)-(-) ON Simultaneous, OBC Relay(+)/(-) ON Simultaneous, OBC Wake up Output, OBC(On Board Charger) Relay(+) ON, Oil Change Warning Lamp(Optional), Oil Change Warning Lamp, Oil Control Valve - Exhaust Bank 1(Optional), Oil Control Valve - Exhaust Bank 1, Oil Control Valve - Exhaust Bank2, Oil Control Valve - Intake Bank 1, Oil Control Valve - Intake Bank1, Oil Control Valve - Intake Bank2, Oil Pressure Warning Lamp, On/Off Solenoid A (SS-A), Openbed Box Lamp Output, Openbed Cargo Lamp Output, Openbed Lamp Switch Indicator Output, Operate ASSIST SIDE FOLD, Operate ASSIST SIDE UNFOLD, Operate Assist Side Fold, Operate Assist Side Unfold, Operate Assist Side Window Auto Down, Operate Assist Side Window Down, Operate Assist Side Window Up, Operate DRIVE SIDE FOLD, Operate DRIVE SIDE UNFOLD, Operate DRIVE SIDE WINDOW AUTO DOWN, Operate DRIVE SIDE WINDOW AUTO UP, Operate DRIVE SIDE WINDOW DOWN, Operate DRIVE SIDE WINDOW UP, Optional Rear Seat Warmer - Left, Optional Rear Seat Warmer - Right, Outlet Valve Left Front, Outlet Valve Left Rear, Outlet Valve Right Front, Outlet Valve Right Rear, Outlet Valve-Front Left Control, Outlet Valve-Front Right Control, Outlet Valve-Left Front, Outlet Valve-Left Rear, Outlet Valve-Rear Left Control, Outlet Valve-Rear Right Control, Outlet Valve-Right Front, Outlet Valve-Right Rear, Over speed indicator(Optional), Over Speed Warning Indicator, P Target Position, P/Seat to the Foremost Position(FR HEIGHT), P/Seat to the Foremost Position(RR HEIGHT), P/Seat to the Last Position(FR HEIGHT), P/Seat to the Last Position(RR HEIGHT), PAD Change Mode (After Change), PAD Change Mode (Before Change), Parasitic Current Auto-Block IPS, Parking Brake Indicator, PAS Buzzer Output (RPAS Buzzer Output), PAS Indicator (RPAS Off Indicator), PAS Indicator/RPAS OFF Indicator, PAS/RPAS Buzzer Output, Passenger Air Mix Door-0%, Passenger Air Mix Door-100%, Passenger Air Mix Door-50%, Passenger Mode Door - Defog, Passenger Mode Door - Floor, Passenger Mode Door - Vent, Passenger Seat Heat Mode to the High, Passenger Seat Vent Mode to the High, Perform CPU (Video Recording and Display Output) On-Off, Perform Erase All Video File, Perform Event Recording, Pocket Light Output (Option), Pocket Light Output(Optional), Power Supply to the ACC Relay of Main MCU, Power Supply to the IGN1 Relay of Main MCU, Power Supply to the IGN1/IGN2 Relay of Main MCU, Power Supply to the IGN1/STARTER Relay of Main MCU, Power Supply to the IGN1-IGN2 Relay of Main MCU, Power Supply to the IGN1-STARTER Relay of Main MCU, Power Window Relay (with Safety P-WDW Enable), Power Window Relay, Precharge Relay ON, Precharge Relay ON, Main Relay (-), (+) ON (Normal sequence), Pressure Control Solenoid (LP), Pressure Control Solenoid Valve A(Line Pressure), Pressure Control Solenoid Valve(VFS) A, Pressure Control Solenoid Valve(VFS) 'A', Puddle Lamp Output, Puddle Pocket Lamp Output, Quick Charge Relay (+),(-), Main Relay (-), (+) ON (Normal Char, Quick Charger Relay(-) ON, Quick Charger Relay(-)(+) ON simultaneous, Quick Charger Relay(+) ON, R Target Position, Rad Fan Forced Operation, Radiator Cooling Fan PWM, Radiator Fan Forced Operation, Radiator shutter 1 - Auto test, Radiator shutter 1 - Close test, Radiator shutter 1 - Open test, Read VIN, Rear Air Flow Door - 0%, Rear Air Flow Door - 100%, Rear Air Flow Door - 50%, Rear Air Mix Door-0%, Rear Air Mix Door-100%, Rear Air Mix Door-50%, Rear Air Mix(A) Door-0%, Rear Air Mix(A) Door-100%, Rear Air Mix(A) Door-50%, Rear Assist Power Window Down Relay, Rear Assist Power Window Up Relay, Rear Assist Side Window Auto Up, Rear Assist Window Auto Down, Rear Assist Window Down, Rear Assist Window Up, Rear Blower Fan Motor-1Step, Rear Blower Fan Motor-2Step, Rear Blower Fan Motor-3Step, Rear Blower Fan Motor-4Step, Rear

Blower Fan Motor-5Step, Rear Blower Fan Motor-6Step, Rear Blower Fan Motor-7Step, Rear Blower Fan Motor-8Step, Rear Blower Fan Motor-Off, Rear Bumper Antenna Output (Power and GND), Rear Charge Door Lamp Output, Rear Curtain DN Output, Rear Curtain Down Output [Rear Curtain Hall Sensor Power Output, Rear Curtain Down Output, Rear Curtain Up Output [Rear Curtain Hall Sensor Power Output(O, Rear Curtain Up Output, Rear Defogger Relay, Rear Driver B-PILLAR Door - 0%, Rear Driver B-PILLAR Door - 100%, Rear Driver Power Window Down Relay, Rear Driver Power Window Up Relay, Rear Fog Lamp (Option), Rear Fog Lamp Indicator, Rear Fog Lamp Left Output, Rear Fog Lamp Relay (Option), Rear Fog Lamp Relay, Rear Fog Lamp Right Output, Rear Fog Lamp, Rear illumination, Rear Left Door Lock Indicator Output, Rear Left Power Window Down (Option), Rear Left Power Window DOWN, Rear Left Power Window Up (Option), Rear Left Power Window UP, Rear Left Side Courtesy Lamp, Rear Left Side Door Curtain Down (Only Windows Close Status), Rear Left Side Door Curtain Up (Only Windows Close Status), Rear Left Side Window Auto Down (Option:Curtain Bottom Status), Rear Left Side Window Auto Up (Option:Curtain Bottom Status), Rear Left Side Window Down (Option:Curtain Bottom Status), Rear Left Side Window Up (Option:Curtain Bottom Status), Rear Left Turn Signal Output, Rear LH Seat Heat Mode to the High, Rear LH Seat Vent Mode to the High, Rear mode door - B-L, Rear mode door - Floor, Rear mode door - Vent, Rear Mood Lamp (Both Left and Right), Rear Passenger B-PILLAR Door - 0%, Rear Passenger B-PILLAR Door - 100%, Rear Pocket Lamp (Both Left and Right), Rear Power Window Enable Output (Option), Rear Power Window LH Up Relay, Rear RH Seat Heat Mode to the High, Rear RH Seat Vent Mode to the High, Rear Right Door Lock Indicator Output, Rear Right Power Window Down (Option), Rear Right Power Window DOWN, Rear Right Power Window Up (Option), Rear Right Power Window UP, Rear Right Side Courtesy Lamp, Rear Right Side Door Curtain Down (Only Windows Close Status), Rear Right Side Door Curtain Up (Only Windows Close Status), Rear Right Side Window Auto Down (Option:Curtain Bottom Status), Rear Right Side Window Auto Up (Option:Curtain Bottom Status), Rear Right Side Window Down (Option:Curtain Bottom Status), Rear Right Side Window Up (Option:Curtain Bottom Status), Rear Right Turn Signal Output, Rear Room Lamp Output, Rear SBR Symbol Indicator Output(Option), Rear Seat Belt Center Indicator (Option), Rear Seat Belt Center Indicator, Rear Seat Belt Left Indicator (Option), Rear Seat Belt Left Indicator, Rear Seat Belt Right Indicator (Option), Rear Seat Belt Right Indicator, Rear Seat Heat Mode to the High, Rear Seat Vent Mode to the High, Rear Seat Warmer Left(Option), Rear Seat Warmer Right(Option), Rear Temp Cool Door - 0%, Rear Temp Cool Door - 100%, Rear Temp Cool Door - 50%, Rear Temp Warm Door - 0%, Rear Temp Warm Door - 100%, Rear Temp Warm Door - 50%, Rear Top-AVM View, Rear Top-SVM View, Rear View Switch Indicator Output, Rear Washer Motor Output, Rear Washer Motor, Rear Wiper Relay (Option), Rear Wiper Relay, Rear-Left View, Rear-Right View, Rear-SVM View, Rear-Wide View, Refrigerant 2Way Valve - #1 OFF, Refrigerant 2Way Valve - #1 ON, Refrigerant 2Way Valve - #2 OFF, Refrigerant 2Way Valve - #2 ON, Refrigerant 3Way Valve - #1 OFF, Refrigerant 3Way Valve - #1 ON, Refrigerant 3Way Valve - #2 OFF, Refrigerant 3Way Valve - #2 ON, Release Valve #1, Release Valve #2, Removal of air from engine clutch hydraulic pressure line, Right Mirror LED Blinking, Right Mirror LED ON, Right Stop Lamp, RKE Tailgate Signal Output(to PTGM), RL Door Lock Relay, RL Door Unlock Relay, RL-RR Power Window Enable Output, Room Lamp Output, RPAS Switch Indicator (Option), RPAS Switch Indicator(Option), RVM Swich Indicator Output, Safety ECU Enable Output (High), Safety Power Window Enable, Safety Power Window Sunroof Enable, SBL Function Test SBL LH ON, SBL Function Test SBL ON(ALL), SBL Function Test SBL RH ON, Seat Belt Indicator, Security LED Output, Security LED, Shift Control Solenoid Valve (28/B), Shift Control Solenoid Valve (37R/C), Shift Control Solenoid Valve (46/C), Shift Control Solenoid Valve (OD and LR), Shift Control Solenoid Valve (UD/C), Shift Control Solenoid Valve A(UD/B), Shift Control Solenoid Valve A(UD-B), Shift Control Solenoid Valve B(2-6/B), Shift Control Solenoid Valve B(2-6-B), Shift Control Solenoid Valve C(35R/C), Shift Control Solenoid Valve C(35R-C), Shift Control Solenoid Valve

D(OD/C), Shift Control Solenoid Valve D(OD-C), Shift Control Solenoid Valve E(SS-A), Shift Solenoid A (Primary), Shift Solenoid B (Secondary), Shift Solenoid C (Clutch), ShortTermLoad Cut Relay/IPS Output, ShortTermLoad Cut Relay-IPS Output, Simulator Valve #2, Solenoid Thermal Expansion Valve - Close, Solenoid Thermal Expansion Valve - Open, SSB illumination Output (Power and GND), SSB Illumination, SSB LED Amber, SSB LED Blue/Red, SSB LED OFF, SSB LED White, Start Inhibit Relay (Option), Start Inhibit Relay, Start Relay, Starter Inhibit Relay, Starter Relay, Static Bending LH Output (Option), Static Bending LH Output, Static Bending RH Output (Option), Static Bending RH Output, Steering Warmer Output, Steering Warmer Switch Indicator Output, Stop Lamp Left, Stop Lamp Left/Right, Stop Lamp Left/Right/HMSL Output (Option), Stop Lamp Left-Right-HMSL Output (Option), Stop Lamp Right, Stop Lamp, Storage Bos Lid Release Relay Output, Sunroof Enable Output, Sunroof Power Relay control(Option), SunRoof Power Relay control, SVM + DRVM(Driving Rear View Monitor), SVM + FrontLeft + FrontRight View, SVM + RearLeft + RearRight View, System Identification, Tail Interior Lamp, Tail Lamp Indicator, Tail Lamp Output, Tail Lamp Relay, Tailgate/Trunk Release Relay, Tailgate-Trunk Release Relay, TCI Bypass Valve (Turbo Only), TCI Bypass Valve(Turbo Only), TCS Valve-Left Front, TCS Valve-Right Front, TMM Coolant Flow Path Control, Torque Converter Clutch Solenoid Valve, Torque Coupling Control, TPMS Diagnostic Lamp, TPMS Location Lamp-Left Front, TPMS Location Lamp-Left Rear, TPMS Location Lamp-Right Front, TPMS Location Lamp-Right Rear, TPMS Tread Lamp, Trunk Antenna, Trunk Lamp Output, Turbo dump(ReCirculation) Valve (RCV), Turbo waste gate(WGT) valve, Turn Left Signal, Turn LH Output, Turn RH Output, Turn Right Signal, Turn Signal Lamp Front Left Output, Turn Signal Lamp Front Right Output, Turn Signal Lamp Rear Left Output, Turn Signal Lamp Rear Right Output, Turn Signal Sound Output, Turn Signal Sound Relay Output, Unfold Mirrors, User Option, Vacuum Pump (ELCM), Variable Exhaust Flap, Variable Force Solinoid Valve - Exhaust Bank1 test, Variable Force Solinoid Valve - Intake Bank1 test, Variable Intake Manifold 1 (Option), Variable Intake Solenoid(Option), Variable Oil Pump Solenoid, VCM Motor (Option), VCM Motor(Option), VESS Sound Play (5 Sec), VESS Sound Play (Until Stop Command), VVL Control Solenoid Valve - EX, B1, VVL Control Solenoid Valve - EX, B2, VVL Control Solenoid Valve - IN, B1, VVL Control Solenoid Valve - IN, B2, Warm Bypass door, Waste Gate Valve (Turbo Only), Window Lock Indicator, Window Lock to Assist Door Module, Window Lock to Driver Door Module, Wiper High Relay, Wiper High-Speed Relay [Wiper High RLY With Wiper Power RLY], Wiper Low Relay, Wiper Low-Speed Relay [Wiper Low RLY With Wiper Power RLY], Wiper Power Relay, Wiper Relay (for INT)[Wiper RLY With Wiper Power RLY], Wiper Relay

New Mazda Coverage

11 new Adjustment type special tests:

Calibrating Lateral G Sensor for DSC, Calibrating Longitudinal G Sensor for DSC, Calibrating Pressure Sensor for DSC, Calibrating Yaw Rate for DSC, Lateral Acceleration Sensor Initialization, Passenger Seat Weight Sensor ReZero, Reading the Characteristic Value of Coupling, Reset KAM, Steering Angle Sensor Initialization, The Zero Position Learning for Yaw Rate Sensor, Yaw Rate Sensor Initialization

37 new Actuation type special tests:

A/C Compressor Clutch Relay, All Door Lock, All Door Unlock, Camshaft Position Commanded Duty Cycle 1, Desired RPM, EGR Valve Stepping Motor Position, EVAP Canister Purge Valve, FAN1 Control Signal, FAN2 Control Signal, FAN3 Control Signal, Fuel Injector 1, Fuel Injector 2, Fuel Injector 3, Fuel Injector 4, Fuel Pulse Width #1, Fuel Pump, Generator Voltage Desired, ID Regist Mode, Indicator Lamp (Green), Indicator Lamp (Red), Inner Buzzer, Intake Manifold Runner Control, Intake Manifold Tuning Valve, KOEO Self Test, KOER Self Test, Line Pressure Solenoid, O2 Sensor Heater Bank 1 Sensor 1, O2 Sensor Heater Bank 1 Sensor 2, On Demand Test, Outer

Buzzer, Shift Solenoid 2, Shift Solenoid D, Shift Solenoid E, Shift Solenoid F, Shift Solenoid G, TEN Terminal (DLC), Torque Converter Clutch Control Solenoid Valve

New Mitsubishi Coverage

- Added coverage for 21 new system applications

68 new Actuation type special tests:

ABS Warning Light, AFS OFF Indicator, AHB Indicator, Air Conditioning Switch, Air Outlet C-O Damper, ALL INDICATORS DRIVE, ASC-TCL Failure Indicator, ASC-TCL OFF Indicator, ASC-TCL OP. Indicator, ASG Indicator, ASG OFF Indicator, Brake Indicator, BSW Buzzer, BSW Indicator, BSW ON-OFF Setting, BUZZER DRIVE, Charge Indicator, Condenser Fan, Cruise Control Indicator, Driver Seatbelt Indicator, ECO Indicator, Engine Malfunction IND., Engine switch(Control), Engine Switch(LED ON), FCM Indicator, FCM OFF Indicator, FL Solenoid Valve, FR Solenoid Valve, Front Blower Fan, Front Fog Light Indicator, Fuel Gauge, Headlight Auto leveling, High Beam Indicator, Idle Up Request, INDICATOR LAMP DRIVE, Indicator2, In-Out Select Damper, Input Vehicle Speed, LDW Indicator: Standby Request, LDW Indicator: System Fail Req., LDW Indicator: TEMP. Fail Req., LDW Indicator: Warning Request, Meter Illumination, Meter Indication (BSW Status), Meter Indication (RCTA Warning), Mirror Indicator, PA. Seatbelt Indicator, Passenger S SRS OFF Light, Passenger S SRS ON Light, Positionlight Indicator, PTC Heater, RCTA Buzzer, Rear Defogger Switch, Rear Fog Light Indicator, Rear PTC Heater, Rear Solenoid Valve, RL Solenoid Valve, RR Solenoid Valve, Speedometer, SRS Indicator, SRS Warning Light, Stoplight:ON, SYSTEM ON LAMP DRIVE, Tachometer, Tire Pressure Indicator, TSR Display Request, Turn Signal Indicator(LH), Turn Signal Indicator(RH)

New Nissan/Infiniti Coverage

237 new Adjustment type special tests:

A/F Initial Learning, A/F Sensor Response Diagnosis Status B1, A/F Sensor Response Diagnosis Status B2, Active Control Engine Mounting A, Active Control Engine Mounting B, Actuator Air Bleeding Pattern, Adaptives After Replacing Particulate Filter, Adjustment: Type Of Alarm Signal, AFT Maintenance, After Camshaft Position Sensor Replacement, After Clutch Pedal Switch Replacement, After Crankshaft Position Sensor Replacement, After Electric Throttle Control Actuator Replacement, After Fuel Injector Replacement, After Fuel Rail Pressure Sensor Replacement, After High Pressure Fuel Pump Replacement, After Turbocharger Replacement, After Turbocharger Solenoid Valve Replacement, Air Bleed, Air Bleeding - FL Line, Air Bleeding - FR Line, Air Bleeding - RL Line, Air Bleeding - RR Line, Air Bleeding Pattern - RL Wheel, Air Bleeding Pattern - RR Wheel, Air Bleeding, Air Fuel Ratio Correction Value, Air Fuel Ratio Sensor, ALC Setting, Anti Theft Alarm Trigger Setting, Anti-Lock Out Set, AP Position Learn Clear, Auto Door Lock, Auto Light Logic Setting, Auto Park Inhibition, Automatic Door Locking, AUTOMATIC DOOR UNLOCK SELECT, Automatic Lock Setting, Automatic Lock/Unlock Set, Automatic Unlocking, Auxiliary Gearbox Clutch Point Learning, Battery Discharge Current Integration Clear, BCM Diagnosis When Engine Does Not Start, BCM Diagnosis When the Door Lock Is Malfunctioning, Blind Spot Detection Configuration, Blind Spot Detection Shut-Off Requester Test, Blow Mode, Blow Set, Calibrate Yaw Rate Sensor, Cause of Auto Cancel 2, Cause of Auto Cancel 4, Cause of Auto Cancel 6, CC/SL Program, Check Fuel Lines, Clear Air-Fuel Ratio Learning, Clear ETC Learning, Clear E-VTC Op Learned Angle (Exh), Clear E-VTC Op Learned Deviation Angle (Exh), Clear FFD, Clear LPG Air-fuel Ratio Learning, Clear Normal TAS Learning, Clsd Thl Pos Learn, Clutch Pedal End Stroke, Clutch Point Learning, CLUTCH SENSOR RESET, CML

Battery Discharge Current Integration Clear, CO Adjustment, Communication Test With Key, Computer Programming, Conform CVTF Deterioration, Cumulative Sub-Battery Discharge Current Clear, Custom A/Light Setting, Decel G Sensor Calibration, Diagnosis for Remote Engine Starter, Door Lock / Unlock, Door Motor Starting Position Reset, Door Open Detection Acoustic Alarm, Door unlocking Driver door/all doors, Door Unlocking Triggering Delay, DPF Regeneration, Drain System Air Bleeding Pattern, Dual battery relay voltage drop count data clear, ECO Mode Reset Function, EGR Control Valve Closed Position Learning, Electric Intake Valve Timing Control Learning, Electric O.P Air Bleeding, Electric Oil Pump Air Bleeding, Electric Parking Brake System: Test Mode Procedure, Engine Adaptive, Engine basis parts value 1 and 2 clear, Engine Brake Adjustment, Engine Start by I-Key, Erase Calibration Data, Erase Learning Value, Erase Memory Data, Erase Statistic Memory, Ethanol Concentration, EVAP System Close, FEB Operation Mileage, Fine Adjustment Front View Camera Top View, Fine adjustment of DS camera, top view, Fine adjustment of PAS camera, top view, Fine Adjustment Reversing Camera Top View, Finish Brake Pad Replacement, FRE Memory Set, Front Camera Guidelines Correction, Fuel Pressure Release, Fuel Supply Prevention, FWD Clutch Point Learning, G Sensor Calibration, GPF Service Regeneration Reset Routine Execution, High Pressure Fuel Circuit Fault Finding, High Pressure Fuel Pump Total Starts Counter Clear, Horn Chirp Setting, Horn With Keyless Lock, ID Read, ID Registration, Idle Air Vol Learn, Idle Air Volume Learn, Ignition Battery Saver Set, Ignition Timing (ADV), Ignition Timing Adjustment, Illumination Delay Setting, Initialization Position Adjustment, Injection Pump Adaptive, Injection Timing, Interior Light/Door Lock Interaction Setting, Interval of Oil Change (OCS) Oxidation, Key Acknowledgement Signal On Locking, Key Acknowledgement Signal On Unlocking, Key Battery Flat Warning, Lane Dep.Warning Camera Shut-Off Requi.Test, Lane Departure Warning Camera Configuration, Launch Control Counter Reset, Levelizer Adjustment, Lock/Unlock By I-Key, Longitudinal G Sensor Calibration, M/T Neutral Pos Learn, Misfire Count (Past), Misfire count (real-time), Multi Answer Back Setting, Number of Starting 1, Number of Starting 2, Number of Starting 3, Number of Starting 4, Number of Starting Cycles, Oil Change Interval (OCS) Dilution, Panic Alarm Triggering Delay, Power Supply Air Bleeding Pattern 1, Power Supply Air Bleeding Pattern 2, Pressure Sensor Initialization, Program Key Fobs, Programmed Values, Programming Reinitialization, Programming Selections/Engaging Zones, R Lamp Timer Logic Setting, Rear Door Window Open Detect. Acoustic Alarm, Rear Lid Unlocking Triggering Delay, REC Memory Set, Regeneration of Gasoline Particulate Filter, REMO CONT ID CONFIR, Remo Cont ID Erase, REMO CONT ID REGIST, Reset Adaptation Values for Shift Operation, Reset Adaption To Factory Setting, Reset Fuel And Timing Learn Tables, Reset Fuel Consumption Short Term Log, Reset Memory, Reset to Default Settings, Reset Vehicle Height Initial Value, Retained Power Setting, Reversing Camera Guidelines Correction, Room Lamp Off Timer Setting, Room Lamp On Timer Setting, Room Lamp Timer Setting, Rotary Position Sensor Learn, RTCV Actuator Calibrate, Save Computer Data, Save/Write Data for CPU Replace, SC Magnetic Clutch Engage Count Clear, Self-Learning Cont, Set R-DEF Timer, Set Rear Temperature Correction, Set Temperature Correction, Shift Drum Reference Position, Solenoid VTC Operation Start Duty Learning, Start Brake Pad Replacement, Start OBD test: Catalytic converter, Start OBD test: O2 sensors, Starter Operation Count Clear, Starter Operation Counter Clear, Steering Angle Initialization, Steering Angle Sensor Adjustment, Steering Angle Sensor Calibration, Stop/Start engine restart cause data recorder, Stop/Start engine stall cause data recorder, Stop/Start prohibit cause data recorder, Sub-Starter Generator Oper Count Clear, Supercharger Magnet Clutch Engagement Count Clear, System Mode Change, Target Evaporator Temperature Upper Limit Setting, Target Idle RPM Adjustment, Target IGN TIM ADJ, Target Ignition Timing Hold, Tcu Activate Setting, Teach-in Of Selection Range Sensor, Temp Set Correct In Deg C, Temp Set Correct In Deg F, Tire Pressure Sensor Registration, Trunk Open Set, Upshifts, Usual Air Bleeding - All lines, Usual Air Bleeding - FL Line, Usual Air Bleeding - FR Line, Usual Air Bleeding - RL Line, Usual Air Bleeding - RR Line, V/T Control Learn, Valve Calibration, Valve

Check, Valve Flushing, Valve Timing Adjustment, Valve Timing Offset Data Clear, Valve Timing Offset Data Writing, Vcr Base Position Learning, VIN Registration, VVEL Position Sensor Adj Prepare, Waste Gate Actuator Position Learning Value Clear, Waste Gate Regulation, Weight Classification Sensor Reset, Wiper Speed Setting, Write Fuel Learn Value, Write High Pressure Fuel Pump Total Starts Count, Write Saved Data, Write Starter Operation Count, WRITE VIN(MANUAL INPUT), Write VIN, Zero Point Reset Function

814 new Actuation type special tests:

(TBD)EAP FAIL IND, (TBD)Epkb Request, (TBD)EPS Reaction Force Request, (TBD)Hand Free Warning, (TBD)LDP L STEP, 12V BATTERY CHARGE W-L, 4WD AT Flow, 4WD Warning Light, 5TH BOW SYSTEM, A/C Compressor Relay Control, A/C Compressor, A/C Indicator, A/F Sensor Heater, AAC/V Output Duty, AAC/V Output Step, ABS Front Left Hold Solenoid, ABS Front Left Release Solenoid, ABS Front Right Hold Solenoid, ABS Front Right Release Solenoid, ABS Motor, ABS Rear Left Hold Solenoid, ABS Rear Right Hold Solenoid, ABS Rear Right Release Solenoid, ABS Solenoid (SRLR), ABS Solenoid, ABS Warning Light, AC Compressor Relay, AC Compressor, A-C INDICATOR, ACC Indicator Lamp, ACC Indicator, Accelerator Pedal Actuator Test 1, Accelerator Pedal Actuator Test 2, Accumulator Zero Down, Accy/RAP Relay, Activate Demo Mode Of Exterior Lamp, Activate the Slip Indicator Light, Activate the Starter Cut Relay, Active Grille Air Shutter, Active Grille Shutter, Active Pedal, ADAS Buzzer 2, ADAS BUZZER, Advanced Homogeneous Direct Injection Angle, Advanced Stratified Direct Injection Angle, AEB Disp, A-F Ratio Cntrl Stop Stratified Chrg Cmb Trnsfr, Air Bypass Valve Solenoid, Air Cond Rly, Air Conditioner Relay Output, Air Conditioner Test, Air Inlet Control Flap On Front End Panel, Air Inlet Flap, Air Pump Relay, Air Pump, Air/Liquid Pump Of Camera, ALC Disp, ALC Level, ALL INDICATORS DRIVE, All LCD Segments, ALL SEG, All Shock Absorber, Alternator Duty Cycle, Alternator Duty, Alternator Voltage, ANC Test Tone, Answer Back With I-Key Unlock, Antenna Self-Test, Anti Key Lock In Function, ARC Disp 2, ARC Disp, ARS Warning Light, AS Seat Lamp Test, Assist Seat Lamp Test, ATC 1 Disp, ATC 2 Disp, ATC 3 Disp, ATC 4 Disp, ATC 5 Disp, A-TRC(TRAC) Indicator Light, Auto ACC 1, AUTO ACC 2, Auto LSD Indicator Light, Auto Mode, Auto Stop Start, Automatic Back Door, Back Door/Trunk Lock Relay, Back Door/Trunk Unlock, Back Dr Open Warn, Battery Cooling, Battery Heater, Battery Saver, BCI Warning Indicator, BH Operated Light, BH Standby Indicator, Boost Pressure, Booster Solenoid, Boot/Trunk Open, Brake Actuator 1 Mode 1, Brake Actuator 1 Mode 2, Brake Actuator 1 Mode 3, Brake Actuator 2 Mode 1, Brake Actuator 2 Mode 2, Brake Actuator 2 Mode 3, Brake Actuator 3 Mode 1, Brake Actuator 3 Mode 2, Brake Actuator 3 Mode 3, Brake Actuator, Brake Hold Disp, Brake Hold Display, Brake Operation, Brake Release, Brake SW, Brake Switch, Brake Warning Light, BSI Indicator On, BSI ON Indicator, BSI Warning Indicator, BSW On Indicator, BSW Warning Lamp, BSW/BSI WARNING LAMP, BSW-BSI INDICATOR DRIVE, BSW-BSI WARNING LAMP, BUZZER DRIVE, Buzzer, Camshaft Dephaser: Solenoid Valve Slide Movement, Camshaft Positioner, Canister Bleed Solenoid Valve, Canister Drain Cut Valve, Cargo Lamp Output, Catalyst Exhaust Gas Downstream O2 Resistance Heater PWM, Catalyst Exhaust Gas Upstream O2 Resistance Heater PWM, Cause of Auto Cancel 1, Causes Of Engine Stop Prevention, CBV Position Override, Charge Air Cooler Cooling Electric Water Pump, CHARGE STAT INDICATOR 1, CHARGE STAT INDICATOR 2, CHARGE STAT INDICATOR 3, Charge Status Indicator 1, Charge Status Indicator 2, Charge Status Indicator 3, Check Activated Canister Shutoff Valve, Check Boost Pressure Control, Check Component Purging Pressure Control, Check Coolant Pump Switchover Valve, Check Coolant Thermostat Heating Element, Check Cylinder Fuel Injectors For Leaks, Check Cylinder Fuel Injectors, Check Deceleration Air Switchover Valve, Check Engine And AC With Integrated Control Fan Motor, Check Engine Oil Pump Valve, Check Exhaust Camshaft Solenoid, Check Fuel High Pressure Circulation for Leak Tightness, Check Fuel Pressure And Temperature Sensor Rail Pressure, Check Fuel Tank Pressure Sensor, Check Intake Camshaft Solenoid, Check Intake Port Shutoff

Actuator Motor, Check Mode, Check Purging Switchover Valve, Check Quantity Control Valve, Check Throttle Valve Actuator, Check Valve Bypass Valve, CNG Cylinder Shutoff Valve, CNG Engine Shutoff Valve, Command St Whl Forc, Command Steering Angle, Component Quantity Control Valve, Compressor, Confirm Dongle ID, Continuously Variable Valve Timing Control Side Intake, Coolant Circulation Switching S/V, Coolant Temperature, Cooling Fan, Cornering Lamp Test, CORNERING LAMP, Crawl Control Light, Cruise Control-PCS-LKA Buzzer, C-SCV Target Step (Bank1), C-SCV Target Step (Bank2), C-VTC Target Angle, Cylinder Cutout Test, DAB Indicator Light, Daytime Running Light, DCA Indicator, DC-DC Conv Duty, DEF Dosing Unit Override Test, DEF Line Heater Test, DEF System Leak Test, DEF Tank Heater Test, DIG Power Balance Cylinder 1, DIG Power Balance Cylinder 2, DIG Power Balance Cylinder 3, DIG Power Balance Cylinder 4, DIG Power Balance Cylinder 5, DIG Power Balance Cylinder 6, DIG Power Balance Cylinder 7, DIG Power Balance Cylinder 8, Display: Headlamp Leveling, Display: Test, Door Handle Lamp Test, Door Lock Ind, Door Lock Indicator, Door Lock, Door Warning Test, Downhill Assist Control Light, DOWNSTREAM OXYGEN SENSOR HEATING, Drive Mode Test, Driver Seat, DSS Signal Buzzer, EAP SW LAMP, EAPM Warning Lamp, EBS Relay, ECB Control Invalid, ECB Main Relay 2, ECB Main Relay, ECB Motor Relay, ECB Motor Relay2, ECB Solenoid (SC1), ECB Solenoid (SC2), ECB Solenoid (SCC), ECB Solenoid (SGH), ECB Solenoid (SLA) Valve Close, ECB Solenoid (SLA), ECB Solenoid (SLAFL) Valve Close, ECB Solenoid (SLAFL) Valve Open, ECB Solenoid (SLAFL), ECB Solenoid (SLAFL2), ECB Solenoid (SLAFR) Valve Close, ECB Solenoid (SLAFR) Valve Open, ECB Solenoid (SLAFR), ECB Solenoid (SLAFR2), ECB Solenoid (SLARL) Valve Close, ECB Solenoid (SLARL) Valve Open, ECB Solenoid (SLARL), ECB Solenoid (SLARL2), ECB Solenoid (SLARR) Valve Close, ECB Solenoid (SLARR) Valve Open, ECB Solenoid (SLARR), ECB Solenoid (SLARR2), ECB Solenoid (SLR) Valve Close, ECB Solenoid (SLR), ECB Solenoid (SLRFL) Valve Close, ECB Solenoid (SLRFL) Valve Open, ECB Solenoid (SLRFL), ECB Solenoid (SLRFL2), ECB Solenoid (SLRFR) Valve Close, ECB Solenoid (SLRFR) Valve Open, ECB Solenoid (SLRFR), ECB Solenoid (SLRFR2), ECB Solenoid (SLRRL) Valve Close, ECB Solenoid (SLRRL) Valve Open, ECB Solenoid (SLRRL), ECB Solenoid (SLRRL2), ECB Solenoid (SLRRR) Valve Close, ECB Solenoid (SLRRR) Valve Open, ECB Solenoid (SLRRR), ECB Solenoid (SLRRR2), ECB Solenoid (SMC), ECB Solenoid (SMC/SRC/SCC), ECB Solenoid (SMC1), ECB Solenoid (SMC2), ECB Solenoid (SRC), ECB Solenoid (SSA), ECB Solenoid (SSC), ECB Warning Indicator, ECO Indicator Lamp, ECO Tree, EGR Cont (Mode 1), EGR Cont (Mode 3), EGR Control Valve, EGR Cut Solenoid, EGR Solenoid, EGR Vol Cont/V, EGR VOL CONT-V, EGRC Solenoid Valve, Electric Fan Override Test, Electric Parking Brake Activation, Electric Water Pump, Electrical Control EGR Target Step, Electrical Control Engine Mount Motor, Electronic Throttle Control, ENG COOLANT TEMP, Engine Coolant Bypass Valve, Engine Coolant Electric Water Pump, Engine Coolant Temperature, Engine Fan Override Test, Engine Mounting, Engine Oil Pressure Control Solenoid Valve, Engine Piloted Oil Pump, Engine Start Request, Engine Start, Engine Sw Illumi, ESS Active, ESS Relay Active, ETC Correction Valve, ETS Solenoid Control, ETS S-V, EV SYSTEM W-L, EVAP Canister Purge Control Solenoid Valve, EVAP CNT Duty Valve Open, EVAP Leak Diag, EVAP Leak Mode8, EVAP Leak P1441, E-VTC Target Angle (Exhaust), EXH V-T ASSIGN ANGLE, Exhaust Air Flap, Exhaust Camshaft Dephaser Solenoid Valve, Exhaust Camshaft Set Point, Exhaust Fuel Injector, Exhaust Gas Recirculation Cooler Bypass Valve, Exhaust Solenoid, Exhaust Valve Timing Assign Angle, Exhaust Valve Timing Control Solenoid Valve, Exterior Lamps, External Buzzer, EXTERNAL LAMPS, Fan Duty Control, Fan Unit High Speed Relay, FAN UNIT HIGH SPEED, Fan Unit Low Speed Relay, FAN UNIT LOW SPEED, FL Shock Absorber, FL Tire Disp, Flasher test, Flasher, Flex-Fuel Additional Pump, Flex-Fuel Additional Solenoid Valve, FLYWHEEL TARGET PROGRAMMING, Fog Lamp Override, FPCM, FR Fog lamp, FR LH ABS Solenoid (ACT), FR LH ABS SOLENOID(ACT), FR LH SOL, FR RH ABS Solenoid (ACT), FR RH ABS SOLENOID(ACT), FR RH SOL, FR Shock Absorber, FR Tire Disp, Fr Wiper, Fresh Air Memory, Front Assist Window,

Front Buzzer, Front Driver Window, Front Fog Lamp, Front Left Solenoid, Front Right Solenoid, Front Wiper Test, Front Wiper, F-S CHG RLY, Fuel Flow Actuator, Fuel Flow Solenoid Valve, Fuel Heater Relay, Fuel Heater, Fuel Injection, Fuel Lid Open Indicate, FUEL METER DIAGNOSIS(ANALOG METER), Fuel Pressure Solenoid Valve, Fuel Pump Control Module, Fuel Pump Relay 2, Fuel Pump Relay 3, Fuel Pump Relay, Fuel Pump, Fuel Rail Pressure Control Valve, Fuel Rail Pressure, Fuel Return Valve, Fuel System Leakage Test, FUEL-T TEMP SEN, Gas Pump Command State, Glow Relay, H/B Motor Relay, HALF BACK DOOR, Hazard Answer Back, Hazard Lamp, HDC DISP, HDC Display, Head Lamp High, Head Lamp Washer, HEAD LAMP(HI), Head Lamp, Head Lamps, Headlamp High, Headlamp Low, Headlamp Washer, Heater Relay Unit, Heater Valve Flow, HEATING RESISTOR RELAY 1, HEATING RESISTOR RELAY 2, HEATING RESISTOR RELAY 3, High Beam Assist Test, High Beam Lamp Test, High Pressure Circuit Leak Test, Horn Acknowledgement Signal, HORN LAMP, Horn Test, Horn, Horn-IPDM-E, Horn-Multi Remote Ent, HPCR Fuel Act Override, Hv Battery Cooling Fan, HVAC Test, Hydraulic Motor, HYDRAULIC PRESSURE RELEASE, IACV-AAC/V Opening, ICC Buzzer, ICC Warning Lamp, ID REGIST WARNING, Idle Target RPM, Ign Cont2, IGN KEY WARN ALM, Ignition Accessory Battery Saver, Ignition Cont1, Ignition Cont2, Ignition Cylinder 1, Ignition Cylinder 2, Ignition Cylinder 3, Ignition Cylinder 4, Ignition Illumination, Ignition Key Gong, Ignition Key In Alarm, Ignition Key Warning Alarm, Ignition On Ind, Ignition On Warning System, Ignition Relay, Ignition Switch LED Power, Ignition Timing (Mode 1), Ignition Timing (Mode 3), Ignition Timing, Ill Dim Signal, Illumination Dim Signal, Immobilizer Lamp, Indicat. Lamp VSC OFF, INDICATOR LAMP DRIVE, Indicator, Injection Pressure Regulator, Injector Cylinder 2, Injector Cylinder 3, Injector Cylinder 4, Injector-Cylinder 1, Inside ANT Diagnosis, Inside Buzzer, Inspection Mode, Instrument Cluster Indicat. Lamps, INT LAMP, INT V/T ASSIGN ANGLE, INT V-T ASSIGN ANGLE, Intake Duct S/V, Intake Manifold Pressure Solenoid, Intake Valve Timing Control Solenoid Valve, Intank Fuel Temperature Sensor, INTELLIGENT KEY LINK (CAN), Intelligent Key Link, Interior Lamp, Interior Lamps, Interrupt Disp, Key Fob Low Battery Warning, Key Fob Power Window Test, Key Lock Solenoid, Key Reminder Warn, Key Reminder, Lamps, Lane Departure W/L, Lane Departure Warning Display, LANE DEPARTURE W-L, LCD, LDP Buzzer, LDP ON IND, Ldp On Indicator, LDP Warning Indicator, LDW On Indicator, LDW Warning Indicator, LED LH INDICATOR, LED, Left Exterior Mirror LED Test, Left Solenoid, Levelizer Test, Light On Alarm, LIGHT WARN ALM, Lock (Central Locking), Lock Doors, Lock Indicator, Lock Operation, Low Beam Swivel Test Left, Low Beam Swivel Test Right, LOW BEAM TEST LEFT, LOW BEAM TEST RIGHT, Low Pressure Fuel Pump, Low-Beam Headlight Left, Low-Beam Headlight Right, LPG Air Fuel Ratio Revision Value, LPG Shutoff Valve Relay, Luggage Lamp Test, Malfunction Status Of Stop/Start System, MAP/Baro SW/V, Master Warning Active, MEMORY SW INDCTR, Meter Buzzer, Meter Lamp, Mirror +5 V Test, MIRROR MOTOR LH, MIRROR MOTOR RH, Mixture Ratio, Mode 1 DIG Power Balance Cylinder 1, Mode 1 DIG Power Balance Cylinder 2, Mode 1 DIG Power Balance Cylinder 3, Mode 1 DIG Power Balance Cylinder 4, Mode 1 DIG Power Balance Cylinder 5, Mode 1 DIG Power Balance Cylinder 6, Mode 1 DIG Power Balance Cylinder 7, Mode 1 DIG Power Balance Cylinder 8, Mode 3 DIG Power Balance Cylinder 1, Mode 3 DIG Power Balance Cylinder 2, Mode 3 DIG Power Balance Cylinder 3, Mode 3 DIG Power Balance Cylinder 4, Mode 3 DIG Power Balance Cylinder 5, Mode 3 DIG Power Balance Cylinder 6, Mode 3 DIG Power Balance Cylinder 7, Mode 3 DIG Power Balance Cylinder 8, Motor Fan, Motor Relay Control, MOTORISED THROTTLE, Oil Pressure Sw, Oil Pressure Switch, Optic Axis Active Test, OPTIC AXIS ACTIVE TEST~OPTIC AXIS ACTIVE TEST, Outside Buzzer, Oxygen Sensor 1 Heater, Oxygen Sensor 2 Heater, P Range, P/REG CONT SOL/V, Panic Alarm, Parcel Shelf, Parking Brake Full Release, Parking Lamp, Partial Load Operation Crankcase Ventilation Valve, Pedal Motor, PKB Full Release Control, PKB Light, PKB Lock Control, PKB Release Control, Plug In Indicator, Power Balance (Cylinder #1), Power Balance (Cylinder #2), Power Balance (Cylinder #3), Power Balance (Cylinder #4), Power Balance (Cylinder #5), Power Balance (Cylinder #6), Power Balance

(Cylinder #7), Power Balance (Cylinder #8), Power Balance, Power Limitation Indicator, Power Slide Door, Power Sliding Door, POWER WINDOW (LH-RH), Power Window Down, Power Window Remote Down Set, PPS Solenoid, Pre Crash Brake OFF Light, Pre-Charge Pump, PRES Regulator, Pressure Control Solenoid A, Pressure Control Solenoid B, Pressure Control Solenoid C, Programming CI Touch Point, PROGRAMMING THROTTLE LIMITS, PRVR Solenoid, PSD PBD Open Test, PTC Heater Relay 1, PTC Heater Relay 2, PTC Heater Relay 3, PTC Relay-1, PTC Relay-2, PTC Relay-3, Pump Check Pattern, Purg Vol Cont/V, PURG VOL CONT-V, Purging Switchover Valve, Push Switch Indicator, Quick Charge Permit Signal Circuit, Quick Charge Relay +, Quick Charge Relay -, RAB Warning Lamp (Malfunction), RAB Warning Lamp (Operation), Radiator Fan Drive, Radiator Fan Output Hi, Radiator Fan Output Lo, Radiator Fan Relay Test, Radiator Fan Relay, RCTA-BSW Indicator, Read Tire Id, READY Indicator Lamp, Ready Indicator, Rear Assist Window, Rear Buzzer, Rear Defogger Indicator, Rear Defogger, Rear Driver Window, Rear Left Solenoid, Rear O2 Diagnosis, Rear Right Solenoid, Rear Window Defogger, Recycle Air Memory Switch, Release Hand Warning, Remote Engine Starter, Retractable Mirror, Reverse Gear Reset Values Of Shift Operations, Reverse Lamp Relay, REVERSE LAMP RLY, Reverse Lamp, Reverse Warning, Right Exterior Mirror LED Test, Right Solenoid, Rise Up Wiper Test, RL Shock Absorber, RL Tire Disp, ROOF STATE OUTPUT(AUDIO), ROOF SYSTEM, Roof, RR Fog Lamp, RR LH ABS Solenoid (ACT), RR LH ABS SOLENOID(ACT), RR LH SOL, RR O2 Sensor Heater, RR RH ABS Solenoid (ACT), RR RH ABS SOLENOID(ACT), RR RH SOL, RR Shock Absorber, RR Tire Disp, RR Wiper, RTCV Hysteresis Test, RUN FLAT TIRE W/L, Run Flat Tire Warning Buzzer, RUN FLAT TIRE W-L, RUN FLAT-T WARN BUZZER, SCB/V Cont SOL/V, SCR Performance, SCV Solenoid, Seat belt lamp test, Seat Belt Warn Test, SEAT LIFTER FR, SEAT LIFTER RR, SEAT LIFTER, Seat Reclining, SEAT SLIDE, Secondary Air Cut Solenoid, Security Horn, Security Indicator, Setting Initialize Completion Flag, Shift Lock Solenoid, Shift Solenoid A, Shift Solenoid B, Shift Solenoid C, Shift Solenoid D, Shift Solenoid E, Shift Spot Lamp Test, SHIFTLOCK SOLENOID TEST, SHIFTLOCK SORENOID TEST, Short Cranking Output, Signal Check, Siren, Slip Indicator Light, Slow Mode, Solenoid Actuator Driving FR 2 Wheels, Solenoid Actuator Driving FR-LH, Solenoid Actuator Driving FR-RH, Solenoid Actuator Driving RR 2 Wheels, Solenoid Actuator Driving RR-LH, Solenoid Actuator Driving RR-RH, Solenoid Driving FR-LH, Solenoid Driving FR-RH, Solenoid Driving RR, Solenoid Driving RR-LH, Solenoid Driving RR-RH, Solenoid Relay, Speaker Mute Signal, Speed Sensor Function, START Button Illumination, Start Up Sound Speaker, Starter Cut Relay, Stationary Cornering Lamp Low, Steering Reaction Force Activation, Step Lamp Test, Stop Current Command, Stop Lamp 1, Stop Lamp 2, Stop Lamp 3, Stop Lamp Off Relay 1 Active, Stop Lamp Off Relay 2 Active, Stop Lamp Off Relay, Stop Lamp ON Relay Active, Stop Lamp On Relay, Stop Lamp, Stop Light Relay, Stop light System Indicator Light, Stratified Direct Injection Timing Angle, Stratified EGR Position, Stroke Simulator Cut Valve Pattern, Sub Fuel Cont Sol /V, Sub Fuel Pump Relay, Super Charger Clutch Relay, Supercharger Clutch Relay, SWIRL CONT SOL VALVE, Swirl Control Valve, Switch Lamp, Switch Lamp~Switch Lamp, SYSTEM ON LAMP DRIVE, Tail Lamp, Tail Light, TANK FUEL TEMPERATURE SENSOR, TARGET EGR ANGLE, Target EGR Position, Target Electric Throttle Control Angle, Target Equivalence Ratio Control, Target Fan RPM, Target Idle Speed, TC Bypass Valve, TC-SC BYPASS VALVE, TCV Power System Test, TELESCO MOTOR, THEFT IND, Theft Indicator, Thermostat Heater Control Solenoid Valve, Third O2 Sensor Heater, Third O2/S Diagnosis, Throttle Valve Position Setpoint, Tilt Motor, Tire Pressure Indicator, Tire Pressure Warning Lamp, TPMS ID flat tire warn, TPMS ID Registration Warning, TPMS LAMP WARN TEST, TPMS Warning Light, Trac Motor Relay, TRAC Solenoid (SPFL), TRAC Solenoid (SPFR), TRAC Solenoid (SRCF), TRAC Solenoid (SRCR), TRAC Solenoid (SRMF), TRAC Solenoid (SRMR), TRC OFF Indicator Light, Trunk Open Test, Trunk, Trunk/Back Door, Trunk/Glass Hatch Open, Trunk/Glass Hatch, Trunk-back door, Trunk-Luggage Lamp Test, Tumble Control Valve, TUMBLE CONTROL VALVE~TUMBLE CONTROL VALVE, Turbocharger Boost Control Actuator, Turbocharger Boost

Control Solenoid Valve, Turbocharger Wastegate Solenoid Valve, Turbocharging Solenoid Valve, Turn Disp, Unit Characteristics Data, Unlock Doors, Unlock Driver Door, Unlock Passenger Door, Unlock Rear Doors, UPSTREAM O2 SENSOR HEATING, V/T Assign Angle, Valve Timing Sol, Valve, Variable Duct Solenoid Output, VC/V Bypass/V, VCR System, Vehicle Disp, Vehicle Height Standard Position Forcing Return, Vehicle Security Horn, VEHICLE SECURITYT HORN, Vent Control Valve, VENT CONTROL-V, VIAS S/V-1, VIAS Solenoid, VIAS S-V-1, VIAS S-V-2, Vibration Motor, Voltage Control, Voltage Pattern Output, VSC OFF Indicator Light, VSC Warning Light, VSC/TRAC Off Indicator Light, VSC/TRAC Solenoid, VSC/TRC Solenoid (SMF), VSC/TRC Solenoid (SMR), VSC/TRC Solenoid (SPFL), VSC/TRC Solenoid (SPFR), VSC/TRC Solenoid (SRCF), VSC/TRC Solenoid (SRCR), VSC/TRC Solenoid (SRMF), VSC/TRC Solenoid (SRMR), VSP Off Indicator, VSP SPEAKER LH, VSP SPEAKER RH, VSP Speaker, VTC Solenoid, VVL Int Exh Solenoid Simultaneous Drive, VVL Solenoid Exhaust, VVL Solenoid Intake, W/G, Warning Buzzer, Warning Lamp, Warning System Indicator, Warning Tone Gen. Roof Position, Washer Fluid Pump Relay, Wastegate Actuator, Water Temperature, Window lifter, front, Window lifter, rear left, Window lifter, rear right, YAW STEP L, YAW STEP R, Yellow Lane Dep.Warng.Indic. Lamp

New Toyota/Lexus Coverage

110 new Adjustment type special tests:

Auto Wiper, AutoRear Wiper In Reverse Freq, AutoRear Wiper In Reverse, Closer Power Operation, Door Unlock with 1 Motion., Emblem Sensor Detection Sensitivity, Front Left Auto Quick Seat Heater Function, Front Left Auto Quick Seat Heater Timer Adjust, Front Left Seat A/C Sensitivity Adjust, Front Right Auto Quick Seat Heater Function, Front Right Auto Quick Seat Heater Timer Adjust, Front Right Seat A/C Sensitivity Adjust, Kick Sensor Close Lock Function, Off-Road Guidance Indicator, One Motion with Unlock Door, One Motion, Ottoman Return Position, P Seat Auto Switch Return Function, P Window Auto Down From Driver, P Window Auto Down, P Window Auto Up From Driver, P Window Auto Up, PBD Assist Close Operation, PBD Assist Open Operation, PBD Buzzer Function, PBD Buzzer Tone, PBD Buzzer Volume Adjust, PBD Close SW Press Condition, PBD Close SW Waiting Time, PBD One Motion, PBD Power Operation, PBD SW Operation, PBD/Emblem Sensor Function, PCS Alarm Activation Distance Retention Setting 1, PCS Alarm Activation Distance Retention Setting 3, PCS Operation State Retention Setting, PCS Warning Sensitivity Retention Setting, Power Back Door Opening Adjust, RCTAB Function, Rear Left Auto Quick Seat Heater Function, Rear Left Auto Quick Seat Heater Timer Adjust, Rear Left Seat A/C Auto Function, Rear Left Seat A/C Sensitivity Adjust, Rear Left Seat Heater Auto Function, Rear Left Seat Heater Sensitivity Adjust, Rear Rewipe Function, Rear Right Auto Quick Seat Heater Function, Rear Right Auto Quick Seat Heater Timer Adjust, Rear Right Seat A/C Auto Function, Rear Right Seat A/C Sensitivity Adjust, Rear Right Seat Heater Auto Function, Rear Right Seat Heater Sensitivity Adjust, Rear Wiper Adaptive Spd Cntrl, Rear Wiper Washer Function, Relax with Ottoman Up, Relax with P-Seat Slides, Reset Memory, Return with Passenger Seat, RL Back View Auto Memory Operation Function, RL Back View Memory Operation Slide Pos Setting, RL Business Mode Operation Site Change Function, RL Door Open Return Auto Function, RL Door Open Return Reinstatement Auto Function, RL Entertain Mode Operation Site Change Function, RL Entertain Mode P-Seat Target Position Setting, RL Interference Avoidance Operation Area Setting, RL Manual Ottoman Close Finish Buzzer Function, RL Memory Operation Ottoman Position Setting, RL Occupant Condition Setting, RL Ottoman Operation Buzzer Function, RL Pressure Correction Function, RL Refresh Spot Heater Upper Limit Temp Setting, RL Relaxation Mode Operation Site Change Function, RL Riding Position Operation Function, RL Seat Back Finish Buzzer Function, RL Seat Back Operation Order Change Setting, RL Seat Lift Up Buckle Operation Function, RL Seat Operation Site Change Function, RL Warmth Refresh Heater Level Setting, RL Window Auto Down From Driver, RL Window Auto Down, RL Window Auto Up From Driver, RL Window Auto Up, RR Back View Auto Memory Operation Function, RR Back View

Memory Operation Slide Pos Setting, RR Business Mode Operation Site Change Function, RR Door Open Return Auto Function, RR Door Open Return Reinstatement Auto Function, RR Entertain Mode Operation Site Change Function, RR Manual Ottoman Close Finish Buzzer Function, RR Memory Operation Ottoman Position Setting, RR Occupant Condition Setting, RR Ottoman Operation Buzzer Function, RR Pressure Correction Function, RR Refresh Spot Heater Upper Limit Temp Setting, RR Relaxation Mode Operation Site Change Function, RR Riding Position Operation Function, RR Seat Back Finish Buzzer Function, RR Seat Back Operation Order Change Setting, RR Seat Lift Up Buckle Operation Function, RR Seat Operation Site Change Function, RR Warmth Refresh Heater Level Setting, RR Window Auto Down From Driver, RR Window Auto Down, RR Window Auto Up From Driver, RR Window Auto Up, Touch Panel Reaction Time Adjust (Multi Operation), Wiperdeicer, Wireless PBD Operation, Wireless Power Back Door Open

128 new Actuation type special tests:

Adjustable Seat, Airflow Mode Actuator, Audio / Heater IG, Audio / Heater Power Supply, Backup Light, BR2-BL2 Heater, BR5-BL5 Heater, BSM Switch Indicator (Daytime), BSM Switch Indicator (Night/ Moving), BSM Switch Indicator (Night/ Stopped), Buzzer, Clearance Light Operation, Clearance Sonar Indicator (Daytime), Clearance Sonar Indicator (Night Running), Clearance Sonar Indicator (Night Stopping), Clearance Sonar Switch Activation, Cool air, Courtesy SW Signal, CRAWL Indicator, Driver Buckle Light Output, Driver Side Shoulder Anchor, Front Fog Light Relay, Front Passenger Side Buckle Light, Front Passenger Side Shoulder Anchor, Front Vertical, Front Washer Nozzle Heater, Fuel Lid Unlock, Hard Switch Lighting, Head Light (High), Head Light Cleaner, Head Light HI DRL Operation, Head Light High, Head Light Low, Headlight Cleaner, Headrest Front-Rear, Headrest Motor, High Mounted Stoplamp Control, Horn Relay Operation, Horn Relay, Illuminated Entry System, Indicator CRAWL, Inside Handle Illumination, Interior Illumination Light, Latch Release Test, Latch Release, Lift Up Buckle, Lower Back, Luggage Compartment Light, Lumbar Bottom, Lumbar Middle, Lumbar Slide, Lumbar Upper, Mirror Auto Indicator (Daytime), Mirror Auto Indicator (Night Running), Mirror Auto Indicator (Night Stopping), Night Lighting, OFF Road Guidance Indicator, Off-road 1 Indicator (Daytime), Off-road 1 Indicator (Nighttime), Off-road 2 Indicator (Daytime), Off-road 2 Indicator (Nighttime), Off-road 3 Indicator (Daytime), Off-road 3 Indicator (Nighttime), Off-road 4 Indicator (Daytime), Off-road 4 Indicator (Nighttime), Off-Road Switch Light, Ottoman Short-Long, Ottoman, PBD Buzzer, PBD Close SW Light, PBD Clutch, PBD Motor, PBD Open/Close, Power Windows, R/L Selection SW Left Indicator Full, R/L Selection SW Left Indicator Red, R/L Selection SW Right Indicator Full, R/L Selection SW Right Indicator Red, Radar Cruise Approach Alarm Buzzer, Radar Cruise Stop Buzzer, Rear A/C Magnetic Valve, Rear Defogger Operation, Rear Defogger, Rear Fog Light, Rear Left Seat A/C Auto Indicator Full, Rear Left Seat A/C Auto Indicator Red, Rear Left Seat A/C Indicator Full, Rear Left Seat A/C Indicator Red, Rear Right Seat A/C Auto Indicator Full, Rear Right Seat A/C Auto Indicator Red, Rear Right Seat A/C Indicator Full, Rear Right Seat A/C Indicator Red, Rear Right Seat A/C Level Indicator Red, Rear Seat A/C Indicator Full, Rear Seat A/C Indicator Reduced, Rear Seat Lumbar Adjustment, Rear Step Light, Rear Sunshade Operation, Rear Wiper Lo, Refresh BL1, Refresh BL2, Refresh BL3, Refresh BL4, Refresh BL5, Refresh BR1, Refresh BR2, Refresh BR3, Refresh BR4, Refresh BR5, Refresh C1, Refresh C2, Refresh C3, Refresh C4, Refresh C5, Seat Backrest Recline, Seat Slide Operation, Security Horn, Stop Light, Tail Gate Panel Open, Tail Light, Trunk Lid Open, Warm air, Washer Motor Operation, Washer Motor, Wiper Deicer, Wiper Motor Hi, Wiper Motor Lo, Wireless Buzzer (Continuous Sound)

New Alfa Romeo Coverage

2 new Adjustment type special tests:

Back Lighting, Self learning throttle body activation

111 new Actuation type special tests:

All Stop Lights (EMEA 949), All Stop Lights (EMEA 952), All Stop Lights (NAFTA 949), All Stop Lights (NAFTA 952), All Stop Lights W-O Combined Rear Lighting, Assist Call Button Green LED, Assist Call Button Red LED, Backlight Command (Day Night Internal Light), Backlighting, Command By-Pass Valve, Day Run Light (DRL) Parking Light Left (Halogen), Day Run Light (DRL) Parking Light Left (Xeno), Day Run Light (DRL) Parking Light Right (Halogen), Day Run Light (DRL) Parking Light Right (Xeno), Deactivation Parking Sensor LED, Deactivation Parking Sensor, Doors Status - Deterrence LED Driver Door, Doors Status - Deterrence LED Passenger Door, Driver Door Ajar Signal To MTA, DRL Left, DRL Right, DSU LED Command 1, DSU LED Command 2, DSU LED Command 3, E-Call Button Backlight LED, E-Call Button Green LED, E-Call Button Red LED, E-Call Green Day PWM, E-Call Green Night PWM, E-Call Red Day PWM, E-Call Red Night PWM, Electrovalve Clutch Command (K2), Electrovalve Odd Gear Command (K1), ESC - HILL HOLDER Sys Fail Indicator, External Mirror Fold, External Mirror Unfold, Fog Front Lights Left Right, Fog Rear Light Left -T2 (952), Fog Rear Light Right -T2 (952), Fog Rear Lights -T2 (949), Front Position-DRL Light Halogen, Fuel Type, Hazard Command LED, Head Lamp Wash Relay Command, High Beam Light Left, High Beam Light Right, Hill-Holder Safety Lamp, Inverter Enable Command (949), Inverter Enable Command (952), Led1a Rear Left Heater (Switchled 1A CMD), Led1b Rear Left Heater (Switchled 1B CMD), Led1c Rear Left Heater (Switchled 1C CMD), Led4a Rear Right Heater (Switchled 4A CMD), Led4b Rear Right Heater (Switchled 4B CMD), Led4c Rear Right Heater (Switchled 4C CMD), Left Rear Stop Light (Fixed), Left Rear Tail Light + Side Marker, Left Rear Tail Light, Left Rear Turn-Stop (NAFTA), Left Rear Turn-Stop Light (Fixed), Lock Inhibition Rear Widows Lifter LED, Lock Unlock Doors LED, Low Beam Light Left, Low Beam Light Right, Low Beam Lights Left Right, Main-Left Temp. Door Position, O2 Sensor and Catalyst Test, OBD Vent Valve Command, Puddle Light Driver, Puddle Light Passenger, Puddle Light, Puddle Rear Light Left, Puddle Rear Light Right, Rear Ceiling Lights, Rear Left Heating Command, Rear Parking Lights Command LED, Rear Reverse Light Left -T2 (952), Rear Reverse Light Right -T2 (952), Rear Reverse Lights -T2 (949), Rear Right Heating Command, Rear Window Wiper (949), Right Front Turn Light-Lateral, Right Rear Tail Light (Fixed), Right Rear Turn Lights (EMEA), SBMT 0, SDC Status Red LED, SDC Status White LED, Side Marker Front, Side Marker Lights Rear -T1 (952), SS Command LED, Street Bending Light (SBL) Left, Street Bending Light (SBL) Right, Tail Or Tail Side Marker Rear Left -T1 (949), Tail Or Tail Side Marker Rear Right -T1 (949), Tail Rear Right And Left -T2 (949), Tail Stop Or Tail Stop Turn Rear Left -T1 (952), Tail Stop Or Tail Stop Turn Rear Right -T1 (952), Tail Stop Rear Left -T2 (952), Tail Stop Rear Right -T2 (952), TPMS Not Available - Not Programmed, Turn Rear Lateral Lights Left, Turn Rear Light Left -T1 (EMEA), Turn Rear Light Right -T1 (EMEA), Turn Stop Rear Left Light -T1 (NAFTA), Turn Stop Rear Right Light -T1 (NAFTA), Tyre Pressure Module (TPMS), Upstream Lambda Probe Heater Bank2 Command, USB1 CMD, USB1 LED CMD, USB2 CMD, USB2 LED CMD

New Audi Coverage

- Added coverage for 177 new system applications

2694 new Adjustment type special tests:

03 - Adaptation -J104- with Trailer Stabilization, 12 Volt Energy Management Reset Basic Setting, A/C Comfort Parameter For Start/Stop Function, A/C Compressor Adaptation, AAU CL Address, ABS Pumping Characteristic, Accepting Component List, Access EEPROM Value, Accumulator bleeding, Accumulator Charging And Deactivate Self-Levelling, Accumulator charging, Acknowledge Comfort Closing With Flashing Light, Activ. / Deactivation Charging HV Battery, Activ./deactiv. Traffic Message Channel (TMC), Activate Air Suspension, Activate Display, Activate Gateway Control Unit Transport Mode, Activate Service Position, Activate shipping mode, Activate Showroom Mode, Activate test mode, Activate/Deactiv. Pass.Compartm.Suppl.Heater, Activate/Deactivate Cruise Control, Activate/Deactivate Emergency Braking Flashing, Activate/Deactivate Emergency Warning Flashing, Activate/Deactivate Freeway Blinking, Activate/Deactivate Front Wiper Service Position, Activate/Deactivate Parking Lights, Activate/Deactivate Production Mode, Activate/Deactivate Roller Dynamometer Mode, Activate/Deactivate Shipment Mode, Activate/Deactivate Start/Stop Function, Activate/Deactivate Water Droplet Removal, Activating CAirHt Logic, Activation Deactivation Of Popups For Active Tracking Services, Activation Of Bypassvalve Starting In Control Pause Threshold F, Activation Time Of Basic Adjustment Air Conditioner Compressor, Activation Time To Close Rear Lid With Remote Control, Activation Time To Open Rear Lid With Remote Control, Activation Tone Adjustment, Active Noise Cancellation EOL Test, Actuation Time To Open Rear Lid With Remote Control, Actuator Test Increment, Actuator Test Passes, Actuator Test Start Frequency, Actuator Test Stop Frequency, Adapt Automatic Rear Lid Locking At 5 km/h, Adapt Cardan Sync, Adapt Chain Lengthening after Eng Components Replacement, Adapt Chain Lengthening after Timing Chain Replacement, Adapt Chain Lengthening Diagnosis after ECM Replacement, Adapt Chain Lengthening with No Parts Replaced, Adapt Charge Air Pressure Actuator-After Component Replacement, Adapt Convenience Blinking Cycles, Adapt DPF Adaptation Values, Adapt Fuel Consumption Indicator, Adapt Fuel Gauge, Adapt Opening An Individual Door, Adapt Parking Light at Terminal 15, Adapt Signal Horn At Terminal 15, Adaptation - A/C System Start-Up Behavior, Adaptation - Activation Seat Ventilation, Adaptation - Activation Temperature Window Heater, Adaptation - After Heating Time Of Auxiliary Heater, Adaptation - After Run Time For Auxiliary Heater With A/C, Adaptation - Auxiliary Heating Retrofit Without CAN, Adaptation - Basic Setting Running Time For Compressor Break-In, Adaptation - Blower Reduction During Slow Driving, Adaptation - Compressor Activation In Efficiency Mode, Adaptation - Compressor Ratio For Torque Calculation, Adaptation - Duration Of Compressor Run-In, Adaptation - Electro Magnetic Tolerance Mode Of Actuator Motors, Adaptation - End Stops Of Position Sensors In Vents, Adaptation - End Values Of Position Sensors In Vents, Adaptation - Front Windshield Heater, Adaptation - Humidity Management, Adaptation - Interior Air Conditioning Status, Adaptation - Maximum Running Time For Pump After Run, Adaptation - MMI Display Time At Temperature Adjustment, Adaptation - MMI Display Time, Adaptation - MMI Display Unit For Rear Control, Adaptation - Reducing Window Condensation At High Air Humidity, Adaptation - Reset Adaptation Value Of Vent Position Sensors, Adaptation - Seat Heating Activation, Adaptation - Seat Ventilation Activation Level, Adaptation - Stop Enable For Start/Stop Function, Adaptation - Tolerance Range For Flap End Stops, Adaptation - Windshield Defogger Takeover, Adaptation (10) / Long Adaptation (0A), Adaptation Acknowledgement Comfort Locking, Adaptation Acoustic Feedback When Locking, Adaptation Acoustic Feedback When Unlocking, Adaptation -Activation Temperature Seat Heating, Adaptation -Activation Temperature Seat Ventilation, Adaptation ATAS Alarm Delay, Adaptation Automatic Locking, Adaptation Automatic Unlocking, Adaptation Coming Home Function, Adaptation Country Setting Of Intelligent Alarm Horn, Adaptation Engine Temperature Management Actuator, Adaptation Feedback For Locking By A Key, Adaptation Feedback For Locking Via RRC, Adaptation Feedback For Unlocking Via A Key, Adaptation Feedback For Unlocking Via RRC, Adaptation Flashing Cycles For Convenience Turn Signal Feature, Adaptation Headlamp Washer System, Adaptation Inclination Sensor Sensitivity, Adaptation Interior Monitoring Sensitivity,

Adaptation Leaving Home Function, Adaptation Locking Via Access And Start Authorization, Adaptation Of Air Flow In Footwell, Adaptation Of Blower Voltage During Compressor Break In, Adaptation Of Cam Shaft Position Sensor, Adaptation Of Coolant Pump, Adaptation Of Fresh Air Blower Voltage, Adaptation Of Idle Speed, Adaptation Of Radiator Shutter, Adaptation Of Service-Interval Display, Adaptation Of Temperature Characteristic In Summer Mode, Adaptation Of Temperature Characteristic In Winter Mode, Adaptation Of Transmission Neutral Position Sensor, Adaptation Radiator Shutter Motor, Adaptation -Seat Heating Activation Level, Adaptation Steering Wheel Heater, Adaptation Unlocking Via Access And Start Authorization, Adapting Battery Monitoring (Sounder), Adapting End Stops, Adapting Of Control Motors, Adapting Single Door Unlock, Adapting/Setting Turbocharger, Adaption After Adjustment, Adaption Function Reset, Adaption of application point, Adaption Of Brake Pedal Sensor, Adaption Of Camshaft Angle Based On Knock Sensor, Adaption Of Clutch Slip Points, Adaption Of Crankshaft Sensor Tolerance, Adaption Of Differential Pressure Sensor For DPF, Adaption of Differential Pressure Sensor Low Pressure EGR, Adaption Of Engine Torque Loss In Idle Speed, Adaption Of Exhaust Gas Flap 2, Adaption Of Exhaust Gas Flap, Adaption Of Low Pressure EGR Exhaust Flap Actuator, Adaption of low pressure EGR valve, Adaption Of Oxygen Sensor Bank 1 Sensor 1 Binary Type, Adaption Of Radiator Shutter Control, Adaption Of Reductant Tank Level Sensing To Raw Value, Adaption Of Speed Limitation, Adaption Of Turbo Charger 1, Adaption Of Turbo Charger Bypass Valve, Adaption Of Turbocharger Turbine Inlet Actuator, Adaption Of Water Mixing Actuator Charge Air Cooling, Adaption Of Work Engine Speed Maximum, Adaption Sequence Of Hybrid Components, Adaptiondyn.oil Press. Warn.:speed Threshold, Adaptive Brake Light, Adaptive Damping System Basic Setting, Adaptive Starting Assistant, Adblue Circuit System Drainage, Adblue Circuit: Pressure Reduction, Adblue Dosing Valve: Test, AdBlue Injected Quantity Test, Adblue Metered Quantity Measurement, Adblue Tank Level Reset, Added Offset To Can Bus Signal Deck Lid Position, Additional Features, Additional Functions, Additional Heater Glow Plug: Reset Adaptation Values, Additional Heating Lower Threshold Coolant Fluid Temp, Additional Heating Lower Threshold Outdoor Temp, Additional Heating Temp Threshold Big To Med, Additional Heating Temp Threshold Big To Power, Additional Heating Temp Threshold Low To Control Pause, Additional Heating Temp Threshold Low To Med, Additional Heating Temp Threshold Med To Big, Additional Heating Temp Threshold Med To Low, Additional Heating Temp Threshold Power To Big, Additional Heating Temp Threshold Start To Control Pause Or Add, Additional Heating Temp Threshold Start To Control Pause, Additional Heating Threshold For Start Delay Time, Additional Heating Upper Threshold Outdoor Temp, Additional MMI Options, Additional Heating Upper Threshold Coolant Fluid Temp, Adjust/Re-adjust Charge Air Pressure Actuator, Adjustable Rear Spoiler Control Unit Data Set 1, Adjustable Rear Spoiler Control Unit Data Set 2, Adjustment Fuel Feed Pump On Low Fuel Level, Adjustment Injector 1, Adjustment Injector 2, Adjustment Injector 3, Adjustment Injector 4, Adjustment Injector 5, Adjustment Injector 6, Adjustment Of Brake Pressure Sensor, Adjustment Of Center Body Vent Blower With Voice Control, Adjustment Of Idle Speed, Adjustment Of Lateral Acceleration Sensor, Adjustment Of Longitudinal Acceleration Sensor, Adjustment Of Rotation Rate Lateral/Longit. Acc. Sensor, Adjustment Of Steering Angle Sensor, Adjustment Of Torque For Starting Up The Engine, Adjustment Of Vehicle Level Sensors, Adjustment Range Front (High Value), Adjustment Range Front (Low Value), Adjustment Range Rear (High Value), Adjustment Range Rear (Low Value), Adjustment, Adjustment: Locking Whilst Driving, Adjustment: Remote Control Conven. Actuation, Adjustment: Unlocking After Key Removal, Adjustment: Unlocking Options, After Run Of Auxiliary Heater Or Auxiliary Ventilation, After Run Time Of PTC Auxiliary Heater With AC Off, Afterrun Time, Air Cleaner Adaptation Values, Air Conditioner Compressor Inlet Time, Air Conditioner Compressor Run In, Automatic Start, Air Conditioner Control Motors: Adapting, Air Conditioner Heater Output Test, Air Conditioning Adaptation - Production Mode, Air Entrapment Test Hydraulic Unit Engine Decoupler, Air Filter Reset, Air Mass Meter Reset, Air Quality Sensor Adjustment, Air Spring Strut Bleeding, Front Axle, Air Spring Strut Bleeding, Rear

Axle, Air Spring Strut Bleeding, Rear Left, Air Spring Strut Bleeding, Rear Right, Air Spring Strut Charging, Front Axle, Air Spring Strut Charging, Rear Axle, Air Spring Strut Charging, Rear Left, Air Spring Strut Charging, Rear Right, Air System Test, Air Volume/distribut. Display Time Adjustment, Airbag Control Unit: Reset Counter (roll-Over Protection Trigge, Airbag Control Unit: Roll-Over Protection Test, Alarm Delay, Alarm Horn Adjustment, Allocate Control Motors, Ambient Light Threshold Coming/Leaving-Home, Ambient Peak Total Threshold, Analog 1, Analysis 126, Analysis 13, Analysis 14, Analysis 19, Analysis 20, Analysis 7, Angular Gear Ratio, Antenna Diagnosis, Anti-Play Protection Decrease Time, Anti-Play Protection Threshold, Anti-Theft Alarm Delay, Anti-theft Alarm Vehicle Inclination Sensor, Anti-theft System Interior Monitoring, Anti-Theft-System Alarm Delay, Application Characteristics, ASAM / ODX File Version, Assembly Identification Number, Assistance Driving Light Activation/Deactivation Delay, Assistance Light Sensor Correction, Audible Feedback When Locking, Audible Feedback When Unlocking, Audible Locking Con?rmation, Audible Unlocking Con?rmation, Audio Data Storage Adjustment, Audio Output Delay, Audio Parameter Setting, Audio Reduction Adjustment, Audio Signal Delay Adjustment, Audio Volume Lowering, Authentic Time Length Challenge, Authentic Time Max Drift GPS To Back End In Minutes, Authentic Time Start Time Synchronisation, Auto Hold Plus Speed Threshold For Reactivation, Auto Hold Plus Speed Threshold For Shunting Situation, Auto Hold Plus Time Span For Shunting Situation, Auto Hold Switch-On Condition "Driver Belt Closed", Auto Trans Kick-Down (TCM), Auto Trans Kick-Down(ECM), Auto-Lock, Automated Test Exhaust Gas Flap, Automated Test Low Pressure EGR Valve, Automated Test Of EGR Low Pressure Filter, Automatic Addressing Of Control Motors Of Air Condition, Automatic Adressing, Automatic Air Recirculation Mode Of A/C At Wipe/Wash Function, Automatic Rear Window Wiping with Reverse Gear, Automatic Recirculation Mode Of A/C When Driving In Reverse, Automatic Transmission Fluid Level Check, Automatic Transmission Fluid Pump Calibration, Automatic Transmission Fluid Pump Function Test, Automatic Zero Potential Check, Auto-Return Value, Auto-Unlock, Aux. Heating Continued Heating Time Setting, Auxiliary Air Heating Test, Auxiliary Heating Configuration Without CAN, Auxiliary Heating Run On Time, Auxiliary Heating, Auxiliary Heating/Residual Heat With Air Flow Button Activation, Auxiliary Heating/Venting Aid, Auxiliary Heating/Venting Shut-OFF, Average consumption display correction, Avg Number Of Peaks X16 Threshold, Background Scan Time Interval, Backup Battery Reset State Of Health, Backup DNS Server, Backup Power Threshold, Backup-Camera Shut-Off Speed, Base Volume (Confirmation Sound), Base Volume (Media Output), Base Volume (Microphone), Base Volume (Telephone), Base Volume (Voice Recognition), Basic Adjustment Clutch Conventional, Basic Adjustment Clutch, Basic Adjustment Electrical Fluid Pump Transmission, Basic Adjustment Transmission, Basic Distance Value for Inspection, Basic Distance Value for Oil Change, Basic Setting - Calibrate All Wheel Drive Clutch Pump, Basic Setting - Head Light Adjustment, Basic Setting - Resetting All Adaptations Values, Basic Setting / Bleeding Brake System, Basic Setting A/C Actuator Motor In, Basic Setting A/C Actuator Motor, Basic Setting A/C Compressor Break In, Basic Setting A/C Compressor Break, Basic Setting A/C Flap Door End Stops, Basic Setting A/C Flap Motor, Basic Setting Brake Bleeding, Basic Setting Brake Pedal Position Sensor, Basic Setting Brake Pressure Sensor, Basic Setting Charge Air Flow Flap, Basic Setting Electrically Adjustable Steering Column, Basic Setting Exhaust-Gas Recirculation, Basic Setting For Luggage Compartment Cover, Basic Setting Headlamps, Basic Setting Headlight, Basic Setting Hydraulic Connections, Basic Setting Integrated Parking Brake, Basic Setting Kickdown, Basic Setting Of Cut-Out Valves, Basic Setting Of Intake Valves, Basic Setting Quit, Basic Setting Rear Lid Opening Angle, Basic Setting Rear Lid, Basic Setting Seat Occupied Recognition, Basic Setting Steering Angle Sender, Basic Setting Steering Angle Sensor, Basic Setting Tire Pressure Monitoring (TPMS), Basic Setting Tire Pressure Monitoring Display (TPMS), Basic Setting Tire Pressure Monitoring System, Basic Setting Vehicle Inclination Neutral Position, Basic Setting, Basic Setting/Bleed Brake System, Basic Setting: Clutch Engagement Point, Basic Settings (04), Basic Time Value for Inspection, Basic Time Value for Oil Change,

Battery Adaptation, Battery BOX Serial Number, Battery Information/Replacement, Battery Monitoring Via Alarm Sounder, Battery Replacement, Battery Separating Deactivation, Battery Separating Relay Deactivation, Battery Serial Number, BCmE, Beginning Summer Time Month, Bleed Brakes, Bleed Cooling System, Bleed Fuel System, Bleed Pressure Lines, Bleed System/AdBlue Circuit Leak Test, Bleed, Bleeding 2 Hydraulic Unit Engine Decoupler, Bleeding Hydraulic Unit Engine Decoupler, Blower Max Voltage Limit During Auxiliary Heating/Ventilation, Blower Voltage During AC Compressor Run In, Blower Voltage Limitation For STH STL Or Residual Heat, Blower Voltage With Voice Control, Bluetooth Audio Codec, Bluetooth Connection Cleanup, Bluetooth Connection Profile Adjustment, Bluetooth interface activation/deactivation, Bluetooth Number Of User Profiles, Bluetooth Paired Devices Delete, Bluetooth Pass Key, Bluetooth Set PIN Code, Bluetooth Visibility, Body Height Wheelhouse Edge Front Left, Body Height Wheelhouse Edge Front Right, Body Height Wheelhouse Edge Rear Left, Body Height Wheelhouse Edge Rear Right, Boost Press. Actuator Basic Setting (bank 1), Boost Pressure Actuator Basic Adjustment, Boost Pressure Actuator: Adapting, Boost Pressure Control Adaptation, Brake Assist, Brake Booster, Brake Disc Drying Adjustment, Brake Disc Wiper (BDW), Brake Light Dimming, Brake Pad Replacement Step 1, Brake Pad Replacement Step 2, Brake Pressure Sensor Zero Pos. Compensation, Brake Servo Action Adjustment, Brake Stabilization Adjustment, Brake System Bleeding, Brake Temperature Monitoring Information, Braking to Standstill, Brightness Class Headlight Adaption, Bus Optical Transmission Power Reduction, Button For Central Locking In Rear Lid, Debounce Time, Button For Central Locking In Rear Lid, Start Delay, Button To Close Rear Lid In Luggage Compartment, Debounce Time, Button To Close Rear Lid In Luggage Compartment, Start Delay, C0 Adaption, Calculate Checksum (Verify VW Memory), Calculation Consumption Efficiency History, Calibrate Actuator Angle, Calibrate Parking Brake, Calibrate Phasing Angle Actuator, Left, Calibrate Phasing Angle Actuator, Right, Calibrate Steering Angle Sensor, Calibration Control Units For Heater Element, Calibration Data PreCrash 2, Calibration Data PreCrash, Calibration Drive Motor For Electric Drive, Calibration End Stops Of Air Condition Flaps, Calibration Height Values, Calibration of clutch valves, Calibration of cooling oil valve, Calibration Of Driving Position Sensor, Calibration Of Gear Selector Movement Sensors, Calibration Of Main Pressure Valve, Calibration Of Stop Positions, Calibration Of Synchron Points, Calibration Of Tyre Pressures, Calibration Operating And Display Units For Air Conditioning, Calibration Seat Fan Rear, Calibration Seat Fan, Call Auto Answer Time, Callback Time Dropped Call, Camera System Calibration, Camera/Video Brightness, Camera/Video Contrast, Camera/Video Saturation, Camshaft Adjustment (Exhaust), Camshaft Adjustment (Intake), Camshaft Phasing Filtered Value Exhaust Bank 1, Camshaft Phasing Filtered Value Exhaust Bank 2, Camshaft Phasing Filtered Value Inlet Bank 1, Camshaft Phasing Filtered Value Inlet Bank 2, Camshaft Phasing Initial Offset Value Exhaust Bank 1, Camshaft Phasing Initial Offset Value Exhaust Bank 2, Camshaft Phasing Initial Offset Value Inlet Bank 1, Camshaft Phasing Initial Offset Value Inlet Bank 2, Camshaft Phasing Initial Value Exhaust Bank 1, Camshaft Phasing Initial Value Exhaust Bank 2, Camshaft Phasing Initial Value Intake Bank 1, Camshaft Phasing Initial Value Intake Bank 2, Camshaft Phasing Number Initial Values Exhaust Bank 1, Camshaft Phasing Number Initial Values Exhaust Bank 2, Camshaft Phasing Number Initial Values Inlet Bank 1, Camshaft Phasing Number Initial Values Inlet Bank 2, Camshaft Timing Control (B1) Inlet, Camshaft Timing Control (B1) Outlet, Camshaft Timing Control (B1), Inlet, Camshaft Timing Control (B1), Outlet, Camshaft Timing Control (B2) Inlet, Camshaft Timing Control (B2), Inlet, Camshaft-Position Sensor: Adapting, CAN Signal Transmitting Delay Of Car Roll Away Warning, CAN Signal Transmitting Duration Of Automatic Terminal 15 Shuto, CAN Signal Transmitting Duration Of Comfort Switch Off, CAN Stop Tx Delay Time, CAN Timeout Service Key Message, CAN Timeout Trigger, Cancel Manual ECall Timer, CAN-Databus Comfort (Installation List), CAN-Databus Infotainment (Installation List), CAN-Databus Powertrain (Installation List), CAN-Extended Usage, CAR Menu Speed Threshold Adjustment, Carbon Mass (DPF Replacement), Carbon Mass

(ECM/DPF Replacement), CAT Conversion Rate (Bank 1), CAT Conversion Rate (Bank 2), Ceiling Light Module 2 Delay Time For Change Of Dimming Values, Ceiling Light Module Delay Time For Change Of Dimming Values, Central Locking Functions, Central Locking Protection Basic Setting, Central Locking Test Sequence, Chain Elongation Correction After Other Repairs, Chain Elongation Reset After Chain Replacement, Change Of Parameters For Monitoring Performance Of DPF Filter, Change To Correction Mode For VCA Learning After ECU Replace, Changeover To Normal Ride Control Operation, Charge Air Cooler Bypass Cont. Basic Setting, Charge Pressure Control, Charging Flap A Cycle Data, Charging Flap B Cycle Data, Check Bus Sleep Mode, Checking Throttle Valve Adaptation, Chinese Serial Number, Cleaning Rear View Camera Control Time In Production Mode, Clear Calibration Data Left Actuator, Clear Calibration Data Right Actuator, Clear Counter And Runtime Of Compressor, Clear Counter Of Valve Activation, Clear Counter Of Valve Activations, Clear DEGRadation Events Values, Clear Duration Mode And Control Activities, clear duration mode, Clear Sporadic Light Off Detection Information, Clear Torsion Bar Values, Clear VIN, Clearing The Shutdown And Reset Data, Climate Compressor Torque Calibration, Close Rear Parking Brake (After Pad Change/Repair), Close With Remote Control Operation Stop When Leaving Short Ran, Clutch Protection Function, CMC Registration, CNG Quality Set Value, CO2 Setting, Coding Container Part Number, Coding Container Version, Coding Maintenance Interval Extension, Collision Prevention 1 (Special Methods 1), Collision Prevention 2 (Front-Assist), Combustion Air Blower CO2 Setup, Combustion Air Blower Setting (Low Speed), Combustion Chamber Pressure Sensors: Resetting, Comfort CAN-Databus, Comfort Function (Remote Control), Comfort Functions, Comfort Menu, Comfort Operation (via Remote Control), Comfort Operation: Automatic Roof, Comfort Operation: Closing, Comfort Operation: Opening, Comfort Turn Signals (Cycles), Coming Home Activation Time, Coming-Home Time, Compass Zone, Complete Brake Pad Replacement Mode, Completely Flash, Component Protection (Vehicle Identification Number), Component Update Confirmation, Compressor Control Flap Basic Setting, Compressor Control In Efficiency Mode, Compressor Magnetic Clutch Basic Setting, Compressor Run-In Blower Voltage Adaption, Compressor Run-In Time Adaption, Compressor Run-In, Compressor Run-In/Air Conditioning, Configuration, Confirmation Sound, Connected Gateway AUDIOPAR, Connected Gateway CARFINDER, Connected Gateway ECall Speaker, Connected Gateway ECALL, Connected Gateway EMOBILITY, Connected Gateway GEOFF, Connected Gateway Lineout, Connected Gateway Online, Connected Gateway OPR, Connected Gateway OTV, Connected Gateway RLU, Connected Gateway RSTH, Connected Gateway RTM, Connected Gateway RVS, Connected Gateway SA, Connected Gateway SVL, Connected Gateway VTS, Connected Gateway, Constant Damper Current Front Left, Constant Damper Current Front Right, Constant Damper Current Rear Left, Constant Damper Current Rear Right, Consumption Correction, Conti Debug Switch, Continuous Control Of Bypass Valve After Deactivation Of Heater, Control Module Address Reset, Control Module Temperature, Control Of Warning Light, Control Unit Run-On Time Adjustment, Controller Coding (07), Convertible Roof Actuation Counter Reset, Convertible Roof Denormalisation, Convertible Top Hydraulic Pump Actuation Test, Convertible Top Latch Actuation Test, Coolant Bypass Valve Basic Setting, Coolant Circulation Pump Overshoot Time, Coolant Circulation Pump, Overload Time, Coolant Circulation Pump, RPM, Coolant Temperature Calibration, Coolant Valve Adaption, Cooling Output Test, Cooling System: Bleeding, Cooling System: Filling And Bleeding, Correction Factor Consumption And Operating Range Electric, Correction Factor Consumption And Operating Range Gas, Correction Factor Consumption And Operating Range, Correction Value LED Dimming, Counter For Inconsistent Conditions, Counter Reset For Refrigerant Loss Detection, Counter Sporadic MOST Open Circuit, Country Setting, Country Version Encoding, Country, Crankshaft Trigger Wheel: Adapting, Crash Data Nad Reset, Cruise Control Operating Unit: Activation, Curve Light Offset Left, Curve Light Offset Right, Cycle Time For Voltage Monitoring During Sleep Mode, Cyclic Interior Scan During Clamp 15 On, Cylinder Pressure Sensors Adaptation Reset, Date

(Day/Month), Date (Year), Date Day, Date Month, Date Year, Day Counter, Daytime Running Lights Dimming (Fog Lights), Daytime Running Lights Dimming (High Beam), Daytime Running Lights Dimming (Low Beam), Daytime Running Lights, Deactivate Display, Deactivate ESP System/Function Test, Deactivate Factory Mode, Deactivate Gateway Ctrl. Unit Transport Mode, Deactivate Juvenile Protection, Deactivate Service Mode, Deactivate shipping mode, Deactivate test mode, Deactivating Static Top Speed Limitation, Deactivation Heating Setting, Deactivation Of Longitudinal Acceleration Sensor, Deactivation Temperature For Solar Roof, Deactivation Time Vip Sliding Door, Debounce Time Detection, Debounce Time Driver Presence, Debounce Time Reverse Gear Detection, Defuel Threshold, Delay Ignition Off To Crank Inhibition, Delay Output Sounder State, Delay Time Alarm Activation, Delay Time Crash Unlocking, Delay Time For Undervoltage Detection Active Heater, Delay Time Terminal 15 S Shut Down After Leaving Vehicle, Delay Time Terminal 15 S Shut Down By BEM, Delay Time Threshold For Reset Of Running Information To Engine, Delay Time, Delay Timer Before ECU Goes Off, Delayed Accessory Power After Clamp 15 Off Com, Delayed Accessory Power After Clamp 15 Off Edge, Delayed Accessory Power After Clamp 15 Off, Delete Bluetooth Handsets Learnt, Delete Bluetooth Mobile Phones Learnt, Delete Commonness Counter For Start/ Stop, Delete Error Memory Dev, Delete fault memory, Delete Iccpd Error Memory, Delta Value LED Dimming Curve First Point 40 Percent Dimming, Delta Value LED Dimming Curve Forth Point 100 Percent Dimming, Delta Value LED Dimming Curve Second Point 60 Percent Dimming, Delta Value LED Dimming Curve Third Point 80 Percent Dimming, DeNOx Service Regeneration During Drive, DeSOx Service Regeneration During Drive, Desulphurisation Nox Storage Catalyst Bank 1, Development Function Deactivation, Development Test Mode, Diagnostic: Wait Time After Power On, Diesel Particle Filter (DPF) Service Regeneration, Diesel Particulate Filter Adaption, Diesel particulate filter regeneration run, Diesel Particulate Filter Regeneration: Static, Diesel Particulate Filter: Resetting, Diesel Particulate Filter: Write Configuration, Differ. Pressure Sensor Adjustment (bank 1), Differ. Pressure Sensor Adjustment (bank 2), Differential Pressure Sensor Adaption, Dim Value Light Module 2, Dimming Coefficient Green Functional Illumination For Operating, Dimming Coefficient Red Functional Illumination For Operating U, Direct Test Mode Input, Directional Stability Correction Offset Value, Disable 48V System Locking After Crash, Disable High Voltage System Locking After Crash, Disable Of Particulate Filter Regeneration, Disengagement Clutch Actuator Adaption Current Distance Line, Display Calibration, Display Correction Consumption And Range, Display Correction Fuel Gauge, Display Duration Emergency Off, Display Duration Error Mode 2 SPN, Display Duration Please Engage P, Display Fade Down, Display Illumination Test, Display Test: Brightness, Display Test: Display ON/OFF, Display Test: Test Pattern/Image, Display Time Splash Screen, Distance (in 10km), Distance Impulse Number, Distance Impulse, Distance Since Inspection, Doorknob Contact Sensor Disconnecting Time, Dosage Pump CO2 Volume Adjustment, Download Eem, DPF Regeneration While Driving, DPF Regeneration Whilst Driving, DPF Service Regeneration, Drain Fuel System, Drain Fuel Tank, Draining Fuel Tank, Draq Torque Detection, Drive Select Standard Setting (Key 1), Drive Select Standard Setting (Key 2), Drive Select Standard Setting (Key 3), Drive Select Standard Setting (Key 4), Driver Steering Recommendation (DSR), Driving Follow Up Time, Driving Profile For Distance To Empty Calculation CNG, Driving Profile For Distance To Empty Calculation LPG, Driving Profile For Distance To Empty Calculation, Driving Profile Selection 01, Driving Profile Selection 02, Driving Profile Selection 03, Driving Profile Selection 04, Driving School Function/Time Display, Driving School Pedal Buzzer Adaption, DS Parameters, Duration A CAN Wake Up For Engine ECU Wake Up, Duration Dashboard Message, Duration For Basic Setting Of Compressor Running In, Duration Maneuver Situation, Duration Of Quitting Signal For Programming Interstop, Duration Of Warning Signal For Activation At Low Voltage, Duration Of Warning Signal For Automatic Mode, Duration Of Warning Signal For Blocking Detection, Duration To ZAT Continuous Actuation Detection, Duration To ZAT Multi Actuation Detection, Duration ZAT Debounce, DVD Regional

Code, DWA Driver Door Opening Alarm Delay Adjustm., DWA Interior Monitor Sensitivity Adjustment, DWA Interior Monitoring Data Set Development, DWA Primed Feedback Adjustment, DWA Tilt Sensor Sensitivity Adjustment, Dynamic Control Strategy, Dynamic Power Buffer, Dynamic Start of Injection Adjustment, Dynamic Steering Recommendation, Dynamometer Mode, Early Summer Time Sunday, EASS, EC Interior Mirror Turn Down, Ecall Auto Dial Attempts, Ecall Automatic Crash Notification Phone Number 1, Ecall Automatic Crash Notification Phone Number 2, ECall Call Back Delay, Ecall Delay Time, Ecall Dial Duration, Ecall Manual Dial Attempts, Ecall Test Number, ECU 2 Adjustment After Replacement, ECU Adjustment After Replacement 2, ECU Adjustment After Replacement Initialization Of Oxidation Ca, ECU Adjustment After Replacement Initialization Of SCR Catalyst, ECU Adjustment After Replacement, ECU Adjustment Ash Mass, ECU Adjustment Thermal Aging Of Catalytic Converter, ECU D, ECU Serial Number, ECU W, EEM Additional Components, EEm Power Management, EEPROM Address, EEPROM Output, EEPROM Writing Of Basic Adjustment Data, Egr Control Unit Low Pressure: Adapting, EGR Low Pressure Valve Reset, Egr Low-Pressure Diff. Press. Sensor: Adapting, Egr Valve Basic Setting (bank 1), Egr Valve Basic Setting (bank 2), EGR Valve Reset, EJECT Button Disable Adjustment, Ejection Lock, El. Power St. St. Wheel Angle Sens. Adapt., Electric Drive Assembly Serial Number, Electric Drive Engine Code Letter, Electric Drive Motor Serial Number, Electric Fuel Pump Control Basic Setting, Electric Power Steering: Configuring, Electric Power Steering: Encoding, Electrical Pump 3 For Transmission Function Test, Electrical System Reset Configuration, Electrically Adjustable Steering Column Easy Entry, Electrically Adjustable Steering Column Soft Stop, Electro Magnetic Tolerance Mode Of Actuator Motors, Electro Mechanical Parking Brake Deceleration Level, Electromechanical Parking Brake Operational Test, Electronic Brake Booster Bleeding, Electronic Fuel Pump Threshold Amount Of Fuel In Chamber, Electronic Fuel Pump Threshold For Activation Time Active Heate, Electronic Fuel Pump Threshold For Activation Time Before Heati, Electronic Fuel Pump Threshold For Maximum Remaining Time Witho, Electronic Stability Program: Activate Brake Dynamometer Mode, Electronic Steering Column Lock (ESCL) Vehicle Data learning, Electronic Throttle (Kick-Down Adaptation), Electronic Throttle (Throttle Body Adaptation), EM Heating Power Quota Adjustment, EM Nominal Voltage Limitation Low Beams, EM Requirement Cyclic Time Voltage Measurement, Emergency Battery, Emergency Braking Intensity, Emergency Call 1 Roaming, Emergency Call 1, Emergency Call 2, Emergency Call Autorepeat, Emergency Call SMS 1, Emergency Call System: Resetting After Replacement Of The Compo, Emergency Call Test Number EU ECall, Emergency Call Test Number, Emergency charging, Emergency Number, EMF Opening Mode Adjustment, Emission Reduction (EVAP Valve Test), Emission Reduction (Exhaust Gas Recirculation), Emission Reduction (Leak Diagnostic System), Emission Reduction (Secondary Air Injection: Bank 1/3), Emission Reduction (Secondary Air Injection: Bank 2/4), Enable / Disable. Oil Pressure For Engine Run, Enable Control Unit, Enabling Code For Vehicle Tracking System, Encoding Of Retrofitted Components, End Of Summer Time Month, End Of Summer Time Sunday, End Stop Closed Check, End Stop Opened Check, Energy Management Shut-Off Priority Counter, Energy Management Static Current Stage, Engine Control Unit: Activate/deactivate Increased Engine Oil P, Engine Control Unit: Reset Start/stop Data, Engine Coolant Temperature Adjustment For Preheater, Engine Cooling (Map Cooling), Engine decoupler close, Engine decoupler open, Engine Management Adaptation Values Reset, Engine Run Oil Pressure, Engine Temperature Management Basic Setting, Engine Type Adaption, England ROW DWA Alarm Signal Adjustment, Enhancement function encoding, Environment Scan Cyclic Step1, Environment Scan Cyclic Step2, Environment Scan Duration Step1, Environment Scan Duration Step2, Environment Scan Level Bem, Environment Scan Responselevel Reduction, Environment Scan Start Delay Time, EOL Quickstart Actuator Test 1, EOL Start-Up SCR Metering Quantity Test, EPS Performance Requirement New, ERA GLONASS System Identification, Erase Counter For Start And Stop Processes, Erase Error Table, Erase Start/Stop Static Memory, Erase Start/Stop Statistic Memory, Error Mask 1, Error Mask 2, Error

Mask 3, Error Mask, ESI Maximum Mileage To Next Service, ESI Maximum Time To Next Service, ESI Mileage Since Last Service Event, ESI Minimum Mileage To Next Service, ESI Minimum Time To Next Service, ESI Oil Thermal Wear, ESI Soot Contamination, ESI Time Since Last Service Event, ESP steering wheel angle sensor adaptation, ESP-Data (Brakes), ESP-Data (Powertrain), EU ECall Test Mode Trigger Counter, EU ECall Test Mode Trigger Timer, Evac And Fill Byte, Evaporative Emission Control Functional Test, Evaporative Emission Control Regenerat. Valve, Excessive Temperature Counter Write Reset, Exh. Gas Turbocharger Control Motor Adap., Exhaust flap adaption, Exhaust Flap: Resetting, Exhaust Gas Recirculation (EGR) Low Pressure Valve Adaptation, Exhaust Gas Recirculation (EGR) Low Pressure Valve, Exhaust Gas Recirculation (EGR) Valve Adaptation, Exhaust Gas Recirculation (EGR) Valve Alignment, Exhaust Gas Recirculation (EGR), Exhaust Gas Recirculation Adjustment Adapt., Exhaust Gas Recirculation Adjustment, Exhaust Gas Recirculation Control Unit: Cleaning Test, Exhaust Gas Recirculation Flap Adaptation, Exhaust Gas Recirculation Valve Adaptation, Exhaust Gas Recirculation Valve Basic Setting, Exhaust Gas Temperature Sensor Test, Exhaust Gas Turbocharger Reset, Exhaust Pressure Control Motor Adaptation, Extended Electronic Differential Lock (XDS), Exterieur Mirror Camera Position Calibration, External AUX Input Volume Adjustment, External Noise Volume Adjustment, External SIM Card Reader Name, Factory Mode, Factory Reset, Fan Functional Test, Fast Adaption, Fastadaption Twin Clutch, Fatigue Detection / Rest Assist, Fatigue Detection/Break Recommendation, Field Test Mode Time, FIX Maximum Distance To Next Mileage Based Service Event, FIX Maximum Time To Next Time Based Service Event, FIX Mileage Since Last Mileage Based Service Event, FIX Resetvalue Distance To Next Mileage Based Service Events, FIX Resetvalue Time To Next Mileage Based Service Events, FIX Time Since Last Time Based Service Event, Fixed Service Interval Adjustment, FLA Bi Xenon HL Output Sensitive, FLA Delay Front Light FRTB, FLA Delay Front Light Non-FRTB, FLA Delay Taillight Overtake, FLA Delay Taillight, FLA Fading Off Threshold, FLA Halogen HL Output Sensitive, FLA Taillight Output Sensitive, FLA TL FRTB Delay, FLA TL FRTB Possible Delay, FLA Two State Off Threshold, Flap Motors Address Lookup/Initiation, Flex ECU Serial Number, Flex Test Trace, Flexible Service Interval Adjustment, Flexible SID Adaption (Diesel), Flexible SID Adaption (gasoline), Fog Light Cold Diagnosis, Footwell Illumination Adaption, Footwell Lighting Dimming (With Open Door), Footwell Lighting Dimming (with Terminal 58d), Footwell Lighting Dimming, Force Auto Adjust, Forced Change-Up Adjustment, Fr. Left Seat Heating Memory Function Setting, Fr.right Seat Heating Memory Function Setting, Fragrancing System Replacing Cartridge In Aroma Receptacle 2, Fragrancing System Replacing Cartridge In Aroma Uptake 1, Friction Coefficient Grade EOL, Front And Rear Control Motor Basic Settings, Front Axle SPECIFIED Pressure Comfort, Front Axle SPECIFIED Pressure Fully Loaded, Front Axle SPECIFIED Pressure Partially Loaded, Front Axle SPECIFIED Pressure Standard, Front Buzzer Frequency, Front Buzzer Volume, Front Driver Airbag Deactivation, Front Driver Belt Tensioner Deactivation, Front Driver Head Airbag Deactivation, Front Driver Side Airbag Deactivation, Front Left Seat Heating Memory Function Setting, Front Passenger Airbag Deactivation, Front Passenger Airbag Shut-Off Switch Deactivation, Front Passenger Belt Tensioner Deactivation, Front Passenger Head Airbag Deactivation, Front Passenger Side Airbag Deactivation, Fuel High-Pressure System Reset, Fuel Injection (Fuel Pump Adaptation), Fuel Injection (Fuel Supply System), Fuel Injector Adaptation Value, Fuel Level Threshold For Deactivation Electroic Fuel Pump, Fuel Line Filling Setting, Fuel Low-Pressure Sensor: Resetting, Fuel Metering Unit Adjustment, Fuel Pressure Control Valve Adjustment, Fuel Pressure Regulator Valve Adaptation, Fuel Pressure Regulator Valve Reset, Fuel Pump Adaptation, Fuel Pump Adaption, Fuel Pump Alignment, Fuel Quantity Control Valve Adjustment, Fuel Supply Pump Activation, Fuel Supply System (Fuel Pressure Reduction), Fuel Supply System (Intake Runner Flap Adaptation: Bank 1), Fuel Supply System (Intake Runner Flap Adaptation: Bank 2), Fuel Supply System Diagnosis, Fuel Tank Capacity, Full Application Force For Auto Hold Up And Downhill Swell, Function Illumination Brightness, Garage Door Opener Control

Module, Garage Door Opener Country Setting, Garage Door Opener Distance From Target, Gasoline Particulate Filter Regeneration: Static, Gasoline Particulate Filter: Resetting, Gateway OBD, Gateway: Check No-Load Current, Gateway: Configure Pause Recommendation, Gear Positioner Neutral Position, Gear Positioner Removal Position, Gear Selector Adaptation, Gearbox Neutral Position Switch Adaption, Generate Readiness Code, Generate Readiness, Generator Load Calibration, Generator Set Point Voltage Variable, Geofencing Position Timeout, Glass Variant, Glove Compartment Activation Time, Glowplug replacement, Gns Data Rate, Gns Min Elevation, Go To High Level And Deactivate Self-Levelling Permanent, Go To High Level And Deactivate Self-Levelling, Go To High Level, Go To Normal Level And Deactivate Self Levelling, Go To Normal Level And Deactivate Self-Levelling Permanent, Go To Normal Level With Narrow Control Tolerance, Go To Normal Level, Go To Preliminary Stage For Calibration In Production, Go To Preliminary Stage For Calibration In Service, Go to production reference level, GSM Antenna Switch Speed Delay, GSM Antenna Switch Speed Limit, GSM Antenna Switch Time Limit, GW Routing 0, GW Routing 1, GW Routing 2, GW Routing 3, GW Routing 4, GW Routing 5, GW Routing 6, GW Routing 7, GW Routing 8, GW Routing 9, Halogen Headlights, Hands Free Function, HBOT Parameters, Head Light Washer System Adaptation In Production Mode, Headlamp setting, Headlight Adjustment Position, Headlight Adjustment, Headlight Basic Setting, Headlight Position Learning, Headlight Washer Activation Delay, Headlight Washer Activation Time, Heater Or Metering Pump Deactivation, Heater Start (Customer Service), Heater Unblock Setting, Heater Unlock, Heater Unlocking Setting, Heater/Air Conditioning, Heating For Production Setting, Heating for Service Setting, Height Calibration Front Left, Height Calibration Front Right, Height Calibration Rear Left, Height Calibration Rear Right, Hella Debug Switch, High Voltage Heater 2 Routine, Highbeam with Assistance Driving Light, Highway/Comfort Blinking, Hill Hold Assist (HHA), History Data Reset, Horn Active Time Tracking Alarm, Horn Max Permanent Active Time, HV Battery Charge, HV Battery Control Unit Initialization, HV Coordinator, HV Power Management, Hybrid To Start, Hydraulic Brake Assist (HBA), Hydraulic Brake Assistant (Special Methods 2), Hydraulic System Bleed, Hydraulic System Release Pressure, Hydraulic Test, Hydraulic Unit Disconnecting Valve Adjustment, Hydraulic Unit Intake Valve Adjustment, Idle Speed Adjustment, Idle Stabilization Deactivated / Active Charcoal Valve Closed, Ignition (Knock Sensor Test - Short Trip), Ignore Compressor Shut-Off Via Engine Control Module, IKA Key, Illumination Card Reader, Illumination Parameter String, Immobilizer (Key Adaptation), Immobilizer (Key Learning), Immobilizer (Vehicle Data Learning), Immobilizer Status, Inclination Sensor Sensitivity, Inclination Sensor Threshold, In-Cylinder Flow Flap 1 Basic Setting, In-Cylinder Flow Flap 2 Basic Setting, Individually Adjustable Top Speed Limit, Individually Adjustable Top Speed Limitation, Info Menu Display Time Adjustment, Information Signal Back, Information Signal Front, Infotainment CAN-Databus, Infotainment Recorder Data, Init E Range Calculation, Init E Range Standard Value, Initialisation, Initialization Accumulator, Initialization Brake Booster, Injector Adaptation, Injector Adjustment (bank 1), Injector Adjustment (bank 2), Injector Buzz Test, Injector Calibration (Cylinder 1), Injector Calibration (Cylinder 2), Injector Calibration (Cylinder 3), Injector Calibration (Cylinder 4), Injector Encoding, Injector Reset, Injector Zero Quantity Calibration Reset, Inlet Camshaft Timing Control (bank 1), Installation Dynamic Chassis Control (DCC), Installation Lane Assist, Installation List I (MMI Functionality), Installation List II (MMI Functionality), Installation Park Steer Assist (PLA), Installation Park Steer Assist, Instrument Cluster Display, Insufficient Voltage Threshold, Insufficient Voltage Time Threshold, Int Mem Transmit Attempts, Int Mem Transmit Interval, Intake Camshaft Adjustment Bank 1, Intake Manifold Runner/Motor Adaptation, Intake Manifold Runner/Motor Reset, Intensity Stage 1 Of Massage, Intensity Stage 2 Of Massage, Intensity Stage 3 Of Massage, Intensity Stage 4 Of Massage, Intensity Stage 5 Of Massage, Interior Monitoring Data Set, Interior Monitoring Sensitivity, Interior Monitoring, Interior Scan: Deceleration After Comfort Closing, Interior Scan: Max Engine Speed For Standing Engine, Interior Scan: Opening Threshold Sliding Roof, Interior Scan: Opening Threshold Window Lifter, Interior

Scan: Speed Threshold, Interior Scans Clamp 15 Break At Active Message, Interior Scans Clamp 15 Retry At Active Message, Internal, Interval Display Service: Resetting, Invalid Position Threshold, Kerb Parking Distance Adjustment, Key FOB Clearing, Key FOB Matching, Key Identification Transponder ID, Key Minder: Delay Reunlocking Tailgate, Key Minder: P Keyless Event Search Holding Time, Key Minder: P Keyless Event Search Retries, Key Position Locating, Keyless Locking Optical Feedback, Keyless Unlocking Optical Feedback, Kick-Down Adaptation, Kiss Point Basic Setting, Knockout Test Mode, Knockout Timer, Knockout Tmr, Lambda Control (Aging Check: Bank 1 Sensor 3), Lambda Control (Aging Check: Bank 1/2 Sensor 1), Lambda Control (Aging Check: Bank 1/3 Sensor 2), Lambda Control (Aging Check: Bank 2 Sensor 1), Lambda Control (Aging Check: Bank 2/4 Sensor 2), Lambda Control (Catalytic Conversion Test Bank 1), Lambda Control (Catalytic Conversion Test Bank 1/2), Lambda Control (Catalytic Conversion Test Bank 2/4), Lambda Control (Catalytic Converter Thermal Diagnosis Bank 1), Lambda Control (Delta Lambda Bank 1/3), Lambda Control (Delta Lambda Bank 2/4), Lambda Control (Sensor Exchange), Lambda Control (Sensor Readiness - After Catalyst), Lambda Control Shut-Off, Lambda Sensor Adjustment, Lambda Sensor Ageing (B2 S1) Function. Test, Lambda Sensor Ageing (B2 S2) Function. Test, Lambda Sensor Ageing (B2, S1) Function Test, Lambda Sensor Ageing (b2, S1) Function. Test, Lambda Sensor Ageing (B2, S2) Function Test, Lambda Sensor Ageing (b2, S2) Function. Test, Lambda Sensor Ageing Bank 1 Sensor 1, Lambda Sensor Ageing Bank 1 Sensor 2, Lambda Sensor Ageing Bank 1, Sensor 1, Lambda Sensor Ageing Bank 1, Sensor 2, Lambda Sensor Reset, Language, Lat. Accel. Sensor Zero Pos. Calibration, Launch Control Counter Write Reset, Leak Diagnostic And Secondary Air Injection, Leakage Test Hydraulic Unit Engine Decoupler, Leakage Test, Learn Normal Level, Learn Vehicle Identification Number (VIN), Learned Values (Vehicle Data), Learned Values Reset, Learning Of Info On Control Units Fitted, Leaving Home Activation/Deactivation, Leaving Home Time, Leaving Warning Delay, Leaving-Home Time, LED Dimming Curve First Point 20 Percent Dimming, Left Front Wheel/Height Calibration, Left Rear Wheel/Height Calibration, Level Control System Deactivation / Jack Mode, Lf Shutdown Timeout 2nd Operation, Life Cycle Data Network Access Device Read, Life Cycle Data Network Access Device Reset, Life Cycle Data 81 Reset, Light Configuration Externally Rear, Light Configuration Other, Light Configuration Outer Front, Light, Limit Of Cyclizations Request Battery Service, Lin Bus 1 Control Motor Adaption, Lin Bus 2 Control Motor Adaption, Line Filling Duration, Line Filling Enabling, Load Compartment Cover Basic Setting, Lock Blink, Lock Horn, Lock Transmission Hydraulic Pump, Locking Confirmation (Key Switch), Locking Confirmation (Remote Control), Locking for Coding/Flashing, Locking Range Offset Upper Stop, Locking With Key Switch Optical Feedback, Locking With Remote Control Opt. Feedback, Log-in(11) Adaptation(10), Log-in(11) Basic Settings(04), Log-in(11) Controller Coding(07), Log-in(11) or Coding II(11), Long Average Ambient Threshold TLAA, Long Average Time Constant TCLAA, Longit. Accel. Sensor Zero Pos. Calibration, Loudness Actuator For Exterior Noise Uds, Loudness Actuator For Structure Borne Sound, Low Beam Response (Terminal 15), Low Beam Response, Low Confidence Threshold, Low Voltage Shut-Off, Lower Locking Range, Lower Speed Threshold For Immediate Main Beam Off, Lower Speed Threshold For Main Beam Off, Lower Speed Threshold For Main Beam On, LP - Exhaust Gas Recirculation Basic Setting, LP-EGR Diff. Press. Sens. Home Setting, Luggage Compartment Cover Adjustment Track Tolerance, Luggage Compartment Cover Block Counter Tolerance, Luggage Compartment Cover Count Foreblock Runs, Luggage Compartment Cover Maximum Count Block Runs, Luggage Compartment Cover Reset Normalisation, Luggage Compartment Cover Test Run, LWR Offset Left, LWR Offset Right, Magnetic clutch adaption, Main Beam Assist Calibration, Manual ECall Cancellation Time, Manual ECall Trigger Time, Manual Regeneration Of Diesel Particulate Filter During Drive, Manual Regeneration Of Diesel Particulate Filter, Manual Test Of EGR Low Pressure Filter, Manual Test Of Exhaust Gas Flap, Manual Test Of Low Pressure EGR Valve, Manufactor Specific Connect App Screening, Matching The ECU To Fuel Type (Gasoline Or Diesel), Material Index, Matrix Headlamp

General Dimming, Matrix Headlamp Steering Angle Control, Max Short Average Time Constant TCSAAMax, Maximum Compressor Speed At Speed Less Than 15 Km H, Maximum Gateway Response Time, Maximum Mileage to Service, Maximum Speed Limiter, Maximum Time to Service, Maximum Vehicle Speed, MCTX Pause For Go / Key Minder, MCTX Pause For Go Authentication, MCTX Pause, MCTX Settling Phase, Mechatronic Identification, Media Country Code HMI, Media Country Code, Media Device Basic Volume, Media Play Volume Adjustment, Menu-Driven Configuration, Metered Quantity Measurement/Large Quantity, Metered Quantity Measurement/Small Quantity, Metering Pump Activation, Microphone Sensitivity Adjustment, Microphone Sensitivity, MIL Enabling, Mileage (Since Service), Mileage Data Adjustment, Mileage, Mileage/Odometer, Min Receptiontime Vit, Min Time For Terminal 50 Request, Minimal Opening Angle Of Flaps, Minimum Holdtime Ak, Minimum Mileage to Service, Minimum Time to Service, MMI After-Run Time, MMI Display Time During Rear Zone Adjustment, MMI Display Time For Quadrologic Functions, MMI Display Time For Temperature Adjustment, MMI Remote Control learning (Part 1), MMI Remote Control learning (Part 2), MMI System Restart, Mobile Country Code, Mobile Phone Network Provider Customer Paid, Mobile Phone Network Provider, Most Ring Break Detection, Mounting Parts, Mounting Position Calibration SC, Mounting Position Calibration, Move Display To Service Position, Move Gear Positioner To Neutral Position, Move Gear Positioner To Removal Position, Moving Indicator Threshold, Multi Contour Approach Hysteresis Target Pressure Starting, Multi Contour Error Memory Allocation MSG, Multi Contour Seat Additional Functions Adaptation, Mute Delay, Muting Characteristics Adjustment, MVK, NAR Parking Light Deactivation, Natural Gas Pressure Reduction, Navigation System Calibration Reset, Navigation System Volume During Voice Control, Near Field Communication Control Module 1, Near Field Communication Control Module 2, Near Field Communication Control Module 3, Neutral Position Sensor Adaptation, Neutral Position Sensor Adapting, New DPF Reset Adaptation Values, New DPF, Reset Adaptation Values, NFA Supplier LRD, NFC FS Debug Switch, NFC MiKo Debug Switch, NFC Rear Debug Switch, NightVision Video Image Shift, No-Load Current Test, Nominal Pressure Line Choice At EOL, Nominal Voltage Dimming, Normalization, NOX Sensor Offset, Nox Storage Catalyst Bank 1, NOx Storage Catalytic Converter Regeneration While Driving, Null Balance Seat Occupied Recognition, Null Balancing Steering Wheel Angle Sensor, Number Of Multiple ZAT Activations To Emergency Shutoff, Number Of Navigation Destinations, Number Of Recharge On Demand, Number Of Simultaneously To Be Adapted Keys, Number Of Street Light X16 Highway, Number Of Street Light X16 Village, Number Of Tones For Tone 3, Number Of ZAT Activations To DTC, NV Power Management, OBD Channel, Occupant Detect System, Off Timer Inside Light Light Module 2, Off Timer Inside Light, Offset Maximum Programmable Opening Stop, Oil Ash Volume (ECM Replacement), Oil Life Reset, Oil Minimum Detection, Oil Pressure Regulation Switching Test, Oil Quality, Oil Temperature/Level Sensor Installation, On Board Data Collector Block 1, On Board Data Collector Block 2, On Board Data Collector Block 3, On Board Data Collector Block 4, On Board Data Collector Block 5, On Board Data Collector Block 6, On Board Data Collector Block 7, Onboard Data Collector Initialisation, One Touch Memory (Fingerprint) PIN, Online Remote Update Software Consistent Check, Online Service Back End CAI Event Request URL, Online Service Back End CSM Request URL, Online Service Backend Primary Hostname, Online Service Backend Secondary Hostname, Open and Close Parking Brake Pistons, Open Coupling For Car Manufacture, Open Rear Parking Brake (Prior Pad Change/Repair), Open Up Display, Opening Height Limit Production Mode, Operating And Display Unit 1 Proximity Sensor Basic Adaptation, Operating Element Illumination Test, Optical Illustration, Optical Parking Aid Display (Distance), Optical Parking Aid Display (Duration), Optical Performance, Options, Output Level, Outside Temperature Threshold For Activation Of PTC Auxiliary H, Overboost (OB)/Overload Operation, Overshoot Time Additional Heating, Oxidation Catalytic Converter Adaption, Oxidation Catalytic Converter: Resetting, P A Debouncing Brake Gearbox Can, P A Limit Message Counter, P A Protocol Error Max, P Damping Display, P Dimming

Default Pwm, P HMI Display, P K I Offset, P K I, P K P, P N Error P Locked, P Performance Lrh, P Pwm Lrh, P S NWDF Spg, P T Blinker Err Alarm Clock Hanging Off, P T Blinker Err Flashing Horn Hangs On, P T Blinker Err Gra Hangs Off, P T Blinker Err Gra Hangs On, P T Blinker Err Unplausible, P T Debounce Time Overvoltage, P T Debounce Time Undervoltage, P T Debouncing P Unplausible, P T Debouncing Ride, P T Detection Ride, P T Dimming Caster, P T Err Plaus, P T Ezs Debounce, P T Ezs Err Unplausible, P T Fas Debounce, P T Gra Ea Error, P T Gra Lever Debounce, P T Gra Lever Err El Interruption, P T Gra Lever Err El Short Circuit, P T Gra Lever Err Gra Hangs Off, P T Gra Lever Err Gra Hangs On, P T Gra Lever Err Unplausible, P T Gra Tip, P T Horn Debounce, P T Horn Err Horn Hangs Off, P T Horn Err Horn Hangs On, P T Horn Err Note, P T Horn India Debounce, P T Indicator Gra Debounce, P T Limit V, P T Lin Err Kl15mfl Short Circuit Off, P T Lin Err Kl15mfl Short Circuit On, P T Lin Err Short Circuit, P T Lin Sleepframe Kl15 Off, P T Lrh Interruption Debounce, P T Lrh Regulator I Factor, P T Lrh Regulator I Offset, P T Lrh Regulator P Factor, P T Lrh Regulator Temp Request 1, P T Lrh Regulator Temp Request 2, P T Lrh Regulator Temp Request 3, P T Lrh Short Circuit Debounce, P T P Locks Debounce, P T P Locks Err El Short Circuit, P T P Locks Err Unplausible In Parking Position Off, P T P Locks Err Unplausible In Parking Position On, P T P Locks Err Unplausible Off, P T P Locks Err Unplausible On, P T Plaus Start, P T S Contact Caster, P T Start Delay Lin Kom, P T Target 0, P T Target 1, P T Target 2, P T Turn Signal Blocking Time, P T Turn Signal Debounce, P T Turn Signal Err El Break, P T Turn Signal Err El Short Circuit, P T Turn Signal Err Flashing Horn Hangs Off, P T Turn Signal Err High Beam Hangs Off, P T Turn Signal Err High Beam Hangs On, P T Turn Signal Err Wake-Up Contact On, P T Voltage Lower Threshold Funct, P T Voltage Lower Threshold, P T Voltage Upper Threshold Funct, P T Voltage Upper Threshold, P T Washing Front Bew, P T Wiper Debounce, P T Wiper Err El Interruption, P T Wiper Err El Short Circuit, P T Wiper Err Interval Poti Hangs Off, P T Wiper Err Interval Poti Hangs On, P T Wiper Err Mfa Hangs Ein, P T Wiper Err Mfa Hangs Off, P T Wiper Err Swipe Hangs Off, P T Wiper Err Swipe Hangs On, P T Wiper Err Unplausible, P T Wiper Err Washing Hangs Off, P T Wiper Err Washing Hangs On, P T Wiper Interval Debounce, P T Wiper Winter Position, P T Zss Err Interruption, P T Zss Err Short Circuit A, P T Zss Err Short Circuit Off, P Temp Steering Wheel Heating Off, P Time Temperature Static Lrh, P W Brightness Factor, P W Dimming Offset, P W Limit Detected Mfl Type, P Wash Warning, Pad Thickness, Pairing Process Sim Card Reader, Parameter Animation, Parameter Climatic Comfort For Start / Stop Function, Parameter Defogging For Start / Stop Function, Parameter Evaporator Dew Point Sailing Function, Parameter Group 1, Parameter Group 10, Parameter Group 2, Parameter Group 3, Parameter Group 4, Parameter Group 5, Parameter Group 6, Parameter Group 7, Parameter Group 8, Parameter Group 9, Parameter Hmi, Parameter Read Adaptation, Parameters Water Mass Sailing Function, Parental Management Level Reset, Parking Aid Deactivation Speed, Parking Brake Function Test, Parking Brake Initialisation, Parking Brake Release (Brake Pedal), Parking Brake Release (Message), Parking Brake Release (Seatbelt), Parking Steering Assistant Cut-In Speed Adj., Partially Activated Engine For Automatic Trans Fluid Change, Particulate Filter Regeneration, Passenger Detection Multi Contour Seat, Passenger Seat Occupation Recognition Sensor Deactivation, Passive Entry Exit: Control By Pulling The Door Handle During A, Passive Entry Exit: Entry Request E Sliding Door Active Time, Passive Entry Exit: Minimum Activity Time Locking Sensor, Passive Entry Exit: PARA T TIMEOUT PROXIMITY ENTRY, Passive Entry Exit: T ACT OP 2, Password Customer Paid Connection, Path, Pdm Defragmentation, Personalization (Key 1), Personalization (Key 2), Personalization (Key 3), Personalization (Key 4), Personalized Settings User Account 1 Name, Personalized Settings User Account 1, Personalized Settings User Account 2 Name, Personalized Settings User Account 2, Personalized Settings User Account 3 Name, Personalized Settings User Account 3, Personalized Settings User Account 4 Name, Personalized Settings User Account 4, Personalized Settings User Account 5 Name, Personalized Settings User Account 5, Personalized Settings User Account 6 Name, Personalized Settings User Account 6, Personalized Settings User Account 7 Name, Picture Contrast, PLA Dev Msg, PLA

Minimum Speed Limitation, Platform Identification, Plausibility Limit Suspended HKIT, PMS CL Address, Pnc Create Vehicle Cert Res, Pnc Delete Contract Req, Pnc Delete Vehicle Key Pair Req, Pnc Diagnostic Push Ack, Pnc Install Contract Req, Pnc Install Root Certificate Container Req, Pnc Report Unknown Root Cert Ack, PODS Rezero, PODS Serial Number Adjustment, Position Distance, Post Test Registration Time, Potentiometer And Flap Alignment, Potentiometer Flap Motor Alignment, Power Adjustable Steering Column Control Module Basic Setting, Power Flow Interrup. When Stationary Adjustm., Power Latching Test Run, Power Steering Control Module Adaptation, Power Sunroof Control Module Basic Setting, Powertrain CAN-Databus, Pre-Glow Period, Pressure Accumulator Preload Pressure, Pressure Reduction, Pretensioner Left Serial Number, Pretensioner Right Serial Number, Production Date Transmission, Production Diagnostics, Production Mode Deactivation, Production Mode, Production Process Data 1, Production Process Data 2, Production Process Data 3, Production Routine Blower Regulation, Production Routine Blower Voltage, Production Routine Nominal Temperature Inside, Production Routine Rear Blower Voltage, Program Interstop, Program Remote Control, Program Sensor Code, Programming Data Pretensioner 2nd Row Left, Programming Data Pretensioner 2nd Row Right, Programming Data Pretensioner Left, Programming Data Pretensioner Right, Programming Trailer Coupling, Protection CAN Wakeup, Protection Function, Protection RH850 WakeUp, Proximity Sensor: Comfort Exit Enlargement, Proximity Sensor: Duration Of Proximity Signal, Proximity Sensor: Lower Limit Proximity Pulse, Proximity Sensor: Lower Limit Pulse, Proximity Sensor: Max Vehicle Speed For A Standing Vehicle, Proximity Sensor: Max. Intermission Length Diagnostic, Proximity Sensor: Max. Length Of Diagnostic Pulse, Proximity Sensor: Max. Length Of Entry Pulse, Proximity Sensor: Max. Length Of Exit Pulse, Proximity Sensor: Max. Length Of Signal Hall Sensor, Proximity Sensor: Max. Pulse Length Of Proximity Pulse, Proximity Sensor: Max. Pulse Length, Proximity Sensor: Max. Signal Length, Proximity Sensor: Max. Tolerance Data Bit Length, Proximity Sensor: Min Vehicle Speed For A Driving Vehicle, Proximity Sensor: Min. Engine Speed For A Running Engine, Proximity Sensor: Min. Length Of Diagnostic Pulse, Proximity Sensor: Min. Length Of Entry Pulse, Proximity Sensor: Min. Length Of Exit Pulse, Proximity Sensor: Min. Tolerance Data Bit Length, Proximity Sensor: SP X2, Proximity Sensor: SP X3, Proximity Sensor: SP X4, Proximity Sensor: SP X5, Proximity Sensor: SP X6, Proximity Sensor: SP X7, Proximity Sensor: Time Power On, Proximity Sensor: Timer Value For Exit Reverse Option BCM: Par, Proximity Sensor: Timer Value For Exit Reverse Option, Proximity Sensor: Turn Off Limit From Battery Manager, Proximity Sensor: Upper Limit Intermission Length, Pump Calibration, PWM To Level Scaling Factor Front, PWM To Level Scaling Factor Rear, Quantity Comparison, Quick Charging Of High Voltage Battery, Quick Quiescent Current Analysis, Quickstart - Adaptation Pressure Characteristic Engine Decouple, Quickstart - Adaption Boost Pressure Actuator, Quickstart - Adaption of Exhaust Gas Recirculation Valve, Quickstart - Adaption Of Intake Manifold Runner Flap Bank 1, Quickstart - Adaption Of Intake Manifold Runner Flap Bank 2, Quickstart - Adaption of turbo charger, Quickstart - Automated Boost Control, Quickstart - Automated exhaust gas recirculation, Quickstart - Bank Balancing, Quickstart - Blocked Catalyst, Quickstart - Boost Pressure Actuator, Quickstart - Brake Booster Pump, Quickstart - Camshaft Position Diagnostics, Quickstart - Catalyst Conversion Capability Bank 2, Quickstart - Catalyst Conversion Capability, Quickstart - Catalytic Converter Regeneration, Quickstart - Check Complete Electrical Test, Quickstart - Check Cylinder Balancing, Quickstart - Check Deactivating Of Sail Function, Quickstart - Check Diesel Particulate Filter Missing Substrate, Quickstart - Check Low Pressure EGR Cooling Efficiency, Quickstart - Check Oxicat Efficiency, Quickstart - Clutch Slip Point Adaptation Engine Decoupler, Quickstart - CNG Activation System Discharge, Quickstart - CNG Deactivation System Discharge, Quickstart - Cold Start Injector, Quickstart - Compression test 1, Quickstart - Coolant Valve For Gearbox, Quickstart - Cooling Valve, Quickstart - Crankcase Ventilation Test, Quickstart - Crankcase Ventilation Valve, Quickstart - Cylinder Pressure Sensor Check, Quickstart - Demount Friction Stuck Boost Pressure Actuator Tes, Quickstart - Deviation

Lambda Control CNG, Quickstart - Deviation Lambda Control, Quickstart - Diesel Particulate Filter, Quickstart - EGR Valve Cooler Bypass Valve, Quickstart - Electric Supercharger, Quickstart - Engine Shut-Off, Quickstart EOL Engine Speed Increase, Quickstart - EVAP Purge Valve 2, Quickstart - EVAP Purge Valve Functional Check, Quickstart - EVAP System Pressure Check, Quickstart - EVAP System Pressure Rough Leak Check, Quickstart - Exhaust Gas Recirculation Cooler Fouling Test, Quickstart - Exhaust Gas Recirculation, Quickstart - Fuel Injector Test, Quickstart - Fuel Supply System Test V2, Quickstart - Fuel Supply System Test, Quickstart - Fuel Tank Isolation Valve Functional Check, Quickstart - Fuel Trim Adaption Idle, Quickstart - Fuel Trim Adaption Intake Manifold Injection, Quickstart - Fuel Trim Adaption Part Load, Quickstart - Gasoline High Pressure Injection Test, Quickstart - Glow-plug control module, Quickstart - Governor Deviation Exhaust Gas Recirculation, Quickstart - Half Engine Mode, Quickstart - Heater Oxygen Sensor 1 Bank 1, Quickstart - Heater Oxygen Sensor 1 Bank 2, Quickstart - Heater Oxygen Sensor 2 Bank 1, Quickstart - Heater Oxygen Sensor 2 Bank 2, Quickstart - Individual Cylinder Lambda Adaption, Quickstart - Injectors Module 1 Idle Warm Test, Quickstart - Injectors Module 1 Idle Warm Up Test, Quickstart - Injectors Module 2 Injector Test, Quickstart - Intake Manifold Pressure Compensation, Quickstart - Intake Manifold Runner Flap Bank 1, Quickstart - Intake Manifold Runner Flap Bank 2, Quickstart - Intake Manifold Runner Flap, Quickstart - Kick Down Adaption, Quickstart - Knock Sensors, Quickstart - Manual Transmission Fluid Pump Test, Quickstart - Misfire Test, Quickstart - NOx Sensor 1 Test, Quickstart - NOx Sensor 2 Test, Quickstart - NOx Sensor Dynamic Test, Quickstart - NOx Sensor Test Modell Based, Quickstart - O2 Check For Oxygen Sensor, Quickstart - Open Circuit Adjustment Voltage, Quickstart - Open Circuit Test Power Electronics To Electric Mo, Quickstart - Open Position Check Boost Pressure Actuator, Quickstart - Oxygen Sensor Confusion (Left/Right Or Sensor2/3), Quickstart - Oxygen Sensor Front Offset Check Bank 2, Quickstart - Oxygen Sensor Front Offset Check, Quickstart - Oxygen Sensor Front Signal Dynamic Check Bank 2, Quickstart - Oxygen Sensor Front Signal Dynamic Check, Quickstart - Oxygen Sensor Heater Behind Cat, Quickstart - Oxygen Sensor Heater Gear, Quickstart - Oxygen Sensor Rear Oscillation Check Bank 2, Quickstart - Oxygen Sensor Rear Oscillation Check, Quickstart - Oxygen Sensor Rear Signal Activity Check, Quickstart - Oxygen Sensor Rear Signal Dynamic Check Bank 2, Quickstart - Oxygen Sensor Rear Signal Dynamic Check, Quickstart - Oxygen Sensor Rear Signal Responsetime Check, Quickstart - Oxygen Sensor, Quickstart - Oxygen Sensors And Catalyst, Quickstart - Parallel Fuel Trim And Mass Flow Adaption, Quickstart - Plausibility Air-Mass Sensor, Quickstart - Pre Fuel Pump (Short-trip), Quickstart - Pre Fuel Pump, Quickstart - Reductant System Consumption Monitoring, Quickstart - Reductant System Wrong Medium Detection, Quickstart - Replacement Of Turbocharger Actuator, Quickstart - Reset Of Adaption Values, Quickstart - SCR Complete System Test, Quickstart - SCR Efficiency Test, Quickstart - SCR Metering Quantity Test, Quickstart - Secondary Air System - Bank 2, Quickstart - Secondary Air System, Quickstart - Speed Increase Chassis System Bleeding, Quickstart - Summary Of Testroutines For Production 1, Quickstart - Summary Of Testroutines For Production 2, Quickstart - Summary Of Testroutines For Production, Quickstart - Supercharger Regulation Flap Adaption, Quickstart - Throttleposition Adaption Bank 2, Quickstart - Turbo Charger Bypass Valve, Quickstart - Turbo Charger, Quickstart - Turbocharger Turbine Inlet Actuator, Quickstart - Turbocharger Wastegate Actuator, Quickstart - Variable Intake Manifold / Variable Resonance, Quickstart - Variable Valve Timing Inlet Bank 2, Quickstart - Ventilate Coolant Circuit, Quickstart - VVLI Functional Check, Quickstart - VVT Response/Stuck Check - Inlet, Quickstart - VVT Response/Stuck Check - Outlet, Quickstart - Warm-Up Procedure 1, Quickstart - Warm-Up Procedure 2, Quickstart - Warm-Up Procedure 3, Quickstart - Warm-Up Procedure 5, Quickstart - Warm-Up Procedure 6, Radiator Blind Adaptation, Radiator Blind Basic Setting, Radio Sender Transfer Setting, Rain/Light Sensor Setup, Rain/light Sensor: Adapting, Range Estimation, Read And Write Of Oil Aging Values, Read Injector Code, Read Injector Codes, Read Write History Data E Machine, Read Write History Data Inverter, Readiness Code (Automatic

"End Of Line" Check), Readiness Test, Reading / Reset Of Electrical Charger Cycle Data, Reading / Reset Of Particulate Filter Statistics, Readout System State Control Module Tank Leak Detection, Real Time Monitor Thresholds, Rear Axle Full Deceleration Adjustment, Rear Axle SPECIFIED Pressure Comfort, Rear Axle SPECIFIED Pressure Fully Loaded, Rear Axle SPECIFIED Pressure Partially Loaded, Rear Axle SPECIFIED Pressure Standard, Rear Buzzer Frequency, Rear Buzzer Volume, Rear Center Belt Tensioner Deactivation, Rear Compartment Monitoring Data Set, Rear Compartment Monitoring Internal Data Set, Rear Driver Belt Tensioner Deactivation, Rear Driver Side Airbag Deactivation, Rear Fog Light Dimming, Rear Left Brake Adaptation, Rear Lid Basic Setting, Rear Lid Minimum Opening Height, Rear Lid Motor Opening Height Offset After Basic Setting, Rear Lid Opening Sender Application Data Identification, Rear Lid Opening Transmitter 1 AS, Rear Lid Opening Transmitter 1 Burst Length, Rear Lid Opening Transmitter 1 Timer 1, Rear Lid Opening Transmitter 1 Timer 2, Rear Lid Opening Transmitter 1 Timer 3, Rear Lid Opening Transmitter 1 Timer 4, Rear Lid Opening Transmitter 1 Timer 5, Rear Lid Opening Transmitter 1 Treshold 1, Rear Lid Opening Transmitter 1 Treshold 2, Rear Lid Opening Transmitter 1 Treshold 3, Rear Lid Opening Transmitter 1 Treshold 4, Rear Lid Opening Transmitter 1 Treshold 5, Rear Lid Opening Transmitter 1 Vref, Rear Lid Opening Transmitter 2 AS, Rear Lid Opening Transmitter 2 Burst Length, Rear Lid Opening Transmitter 2 Timer 1, Rear Lid Opening Transmitter 2 Timer 2, Rear Lid Opening Transmitter 2 Timer 3, Rear Lid Opening Transmitter 2 Timer 5, Rear Lid Opening Transmitter 2 Timers 4, Rear Lid Opening Transmitter 2 Treshold 1, Rear Lid Opening Transmitter 2 Treshold 2, Rear Lid Opening Transmitter 2 Treshold 3, Rear Lid Opening Transmitter 2 Treshold 4, Rear Lid Opening Transmitter 2 Treshold 5, Rear Lid Opening Transmitter 2 Vref, Rear Lid Opening Transmitter Checksum, Rear Lid Opening Transmitter Comparisson, Rear Lid Opening Transmitter Cycle Protection Activ Treshold, Rear Lid Opening Transmitter Cycle Protection Deactiv Treshold, Rear Lid Opening Transmitter Cycle Protection Decrement Interva, Rear Lid Opening Transmitter Cycle Protection Decrement Value, Rear Lid Opening Transmitter Cycle Protection Increment Value, Rear Lid Opening Transmitter Duration Sensor Request, Rear Lid Opening Transmitter Fusion Timer A1, Rear Lid Opening Transmitter Fusion Timer A2, Rear Lid Opening Transmitter Vehicle Type, Rear Lid Position For Power Latch Activation, Rear Lid Power Opening Control Unit Checksum, Rear Lid Power Opening Control Unit Data Set Version, Rear Lid Power Opening Control Unit Duration Status Request, Rear Lid Power Opening Control Unit Foot Gesture Detection Eval, Rear Lid Power Opening Control Unit Foot Gesture Detection Time, Rear Lid Power Opening Control Unit Play Protection Decrement I, Rear Lid Power Opening Control Unit Play Protection Decrement V, Rear Lid Power Opening Control Unit Play Protection Increment V, Rear Lid Power Opening Control Unit Reset All Counters, Rear Lid Power Opening Control Unit Threshold Play Protection A, Rear Lid Power Opening Control Unit Threshold Play Protection I, Rear Lid Power Opening Control Unit Transmitter 1 Active Shield, Rear Lid Power Opening Control Unit Transmitter 1 Burst Length, Rear Lid Power Opening Control Unit Transmitter 1 Control Param, Rear Lid Power Opening Control Unit Transmitter 1 Threshold 1, Rear Lid Power Opening Control Unit Transmitter 1 Threshold 2, Rear Lid Power Opening Control Unit Transmitter 1 Threshold 3, Rear Lid Power Opening Control Unit Transmitter 1 Threshold 4, Rear Lid Power Opening Control Unit Transmitter 1 Threshold 5, Rear Lid Power Opening Control Unit Transmitter 1 Timer Value 1, Rear Lid Power Opening Control Unit Transmitter 1 Timer Value 2, Rear Lid Power Opening Control Unit Transmitter 1 Timer Value 3, Rear Lid Power Opening Control Unit Transmitter 1 Timer Value 4, Rear Lid Power Opening Control Unit Transmitter 1 Timer Value 5, Rear Lid Power Opening Control Unit Transmitter 2 Active Shield, Rear Lid Power Opening Control Unit Transmitter 2 Burst Length, Rear Lid Power Opening Control Unit Transmitter 2 Control Param, Rear Lid Power Opening Control Unit Transmitter 2 Threshold 1, Rear Lid Power Opening Control Unit Transmitter 2 Threshold 2, Rear Lid Power Opening Control Unit Transmitter 2 Threshold 3, Rear Lid Power Opening Control Unit Transmitter 2 Threshold 4, Rear Lid Power Opening Control Unit Transmitter 2 Threshold 5, Rear Lid Power Opening Control Unit Transmitter

2 Timer Value 1, Rear Lid Power Opening Control Unit Transmitter 2 Timer Value 2, Rear Lid Power Opening Control Unit Transmitter 2 Timer Value 3, Rear Lid Power Opening Control Unit Transmitter 2 Timer Value 4, Rear Lid Power Opening Control Unit Transmitter 2 Timer Value 5, Rear Lid Power Opening Control Unit Vehicle Type, Rear Lid Reset Normalisation, Rear Light Left 1 Parameter Set, Rear Light Left 2 Parameter Set, Rear Light Right 1 Parameter Set, Rear Light Right 2 Parameter Set, Rear Passenger Belt Tensioner Deactivation, Rear Passenger Side Airbag Deactivation, Rear Right Brake Adaptation, Rear Right Wheel/Height Calibration, Rear Roof Shades Basic Setting, Rear Sliding Roof Basic Setting, Rear Sunroof Control Module Adaptation, Rear Window Outside Mirror Heater Activation Time, Rear Wiper Comfort Function, Reception Optimization, Recirculation Pump During Auxiliary Heating, Recirculation Pump Lock Adaptation, Recirculation Pump Replacement, Redial Time Call Initiation, Redial Time Dropped Call, Redial Time Free Line, Reduced Application Force For Auto Hold Up And Downhill Swell, Reduced Current For Transponder ID Request, Reducing Fuel Pressure, Reference Channel Delay Adjustment, Reference Channel Delay, Reference Point Production, Referencing LKL1, Referencing LKL2, Regeneration Of Exhaust Gas Recirculation Cooler, Release Transmission Hydraulic Pump, Reload Pressure Sensor Identification, Remote Clock, Remote Control Adaptation (Memory Location), Remote Control Adaptation, Remote Control Barcode, Remote Control Erasing, Remote Control Learning, Remote Control Matching, Remote Control Rear Lid Operating Time, Remote Control Unit Learning, Remote Control, Remote Control: AM Frequency, Remote Control: Balance, Remote Control: Fader, Remote Control: FM Frequency, Remote Control: Function, Remote Control: Receiver, Remote Control: Source, Remote Control: Volume, Remote Door Unlock Door Status Update Delay, Remote Speed Alert Minimum Speed Limit, Remote Start Nominal Temperature, Remote Start Temperature Seat Heating, Remote Start Temperature Seat Ventilation, Remote Start Window Heating Temperature, Remote Vehicle Disabling Maximum Speed Limit, Remote Vehicle Disabling Minimum Clamp 15 Off Time, Remote Vehicle Tracking Position Timeout, Replace Control Unit: Transfer Configuration, Reset Adaptation Parameters, Reset Adaption Fuel Pressure B1S1 Upstream High Pressure Pump, Reset Adaption Of Application Point To Factory Settings, Reset Adaption Of Crankshaft Pulse Generating Wheel, Reset Adaption To Factory Setting, Reset Adaption Value, Reset Adaption Values Potentiometers In Vents, Reset AdBlue System Data, Reset After Replace Of Quantity Value And Pressure Control, Reset After Replace Pressure Supply Init Adapt Electric Motor, Reset After Replacement Energy Histogramm Engine Decoupler, Reset After Replacement Of Air Mass Flow Sensor, Reset After Replacement Of Diesel Particulate Filter, Reset After Replacement Of Differential Pressure Sensor, Reset After Replacement Of Engine Decoupler, Reset After Replacement Of Exhaust Gas Recirculation Valve, Reset After Replacement Of Injector 1, Reset After Replacement Of Injector 2, Reset After Replacement Of Injector 3, Reset After Replacement Of Injector 4, Reset After Replacement Of Lambda Sensor, Reset After Replacement Of Oxidation Catalytic Converter, Reset After Replacement Of Quantity Mean Value Adaptation, Reset After Replacement Of SCR Catalyst, Reset After Replacement Of Turbo Charger, Reset After Replacement Of Variable Oil Pump, Reset Air Mass Meter Adaptation Values, Reset All Counter, Reset All Counters, Reset Battery Charging Profiles, Reset Battery Charging Timer, Reset Brake Temperature Monitoring, Reset CAN Information, Reset Catalytic Converter Adaptation, Reset Clutch 0 Logging Dates, Reset Clutch 1 Logging Dates, Reset Clutch 2 Logging Dates, Reset Clutch Characteristic Clutch 0, Reset Clutch Characteristic, Reset Clutch Control Travel Pressure Characteristic, Reset Clutch Pressure Sensor Adaptation, Reset Clutch Values For Transient Friction, Reset Clutch Values Forward, Reset Clutch Values Reverse, Reset Clutch Values, Reset Clutch Wear, Reset Control Unit, Reset Convertible Roof Cycles Control Value On Off, Reset Coolant Pump Adaption Values, Reset Counter For Mechanical Stress, Reset Counter For Rollover-Bar-Deployment, Reset Crash Detection Signal, Reset Dead Reckoning Calibration, Reset DPF Differential Press. Sensor Adapt., Reset Drivingsparts Per Shift Position, Reset DVD Juvenile Release Password, Reset Emergency

Battery History, Reset Energy Management Counter, Reset Engagement Counters, Reset Exhaust Flap Control Module, Reset Factory Defaults, Reset Frequency Counter, Reset Frequency Counters, Reset Fuel On Adaption, Reset Fuel On Fuel Off Adaption, Reset Fuel Pressure Adaptation, Reset Gear Positioner Values, Reset Gearbox Mileage, Reset Headlight Regulation Counter, Reset Highest Appeared Brake Temperature, Reset Injector Adaptation Values, Reset Injector Closure Time Adaptation Values, Reset Kiss Point Adaption Fault Statistics 1, Reset Lambda Sensor Adaptation Values, reset lock sensors, Reset Magnetic Clutch Adaption, Reset Master Slave Assignment, Reset Max Value, Reset Maximum ECU Currents, Reset Maximum ECU Temperatures, Reset Maximum Smart Actuator Currents, Reset Mileage And Adaption Counter, Reset Mileage Of Rough Road Detection, Reset Misfire Adaptation, Reset MOST Bus Break Counter, Reset Of Adaption Value Current Linearization, Reset Of Adaption Value EDL Closed, Reset Of Adaption Value EDL Open, Reset Of Adaption Values Gear Box, Reset Of Adaption Values Injector, Reset Of Adaption Values Oil Ageing, Reset of Adaption Values, Reset of Adjustment/Calibration Values, Reset Of All Adaptions, Reset Of All Air Condition Counters, Reset Of All Counters, Reset Of All Mode Counter, Reset of C0-Adaption Values, Reset Of CAN Message Alive Detection, Reset Of Central Signal Processing Adaption Values, Reset Of Clutch Pressure Adaption, Reset Of Combustion Chamber Pressure Sensor Adaption, Reset Of ECU In Delivery State Of Manufactor, Reset Of First Filling Status, Reset Of Hydraulic Pressur Sender 1 Offset, Reset Of Identification Data Collected On Lin Bus, Reset Of Injector Closing Time Adaption, Reset Of Preignition Counter, Reset Of Qsp Torque Display Adaption Values, Reset Of Raw Values Of Level Sensors In Rebounded Position, Reset Of Reductant System Adaption, Reset Of SCR Restriction Counter, Reset Of SCR Tank Level Sensing, Reset Of State Information, Reset Of Steering Support Adaption Values, Reset of Survey Counter, Reset of System Specific Adaption Values, Reset Of The Reversible Overcurrent Cutoff, Reset Of Tick Learner, Reset Of Tire Not Fixed Detection Adaption Values, Reset Of Zero Point Brake Pedal Position Sender, Reset Particulate Filter (b1) Adapt. Values, Reset Particulate Filter (b2) Adapt. Values, Reset Particulate Filter Adaption Values, Reset Plug-in Cycles of Charging Socket, Reset Pressure Reduction Logging Dates, Reset Rail Pressure Control Valve, Reset Rollover Trigger Counter, Reset SCR tank system adaptation, Reset Side Window Blind Normalisation Driver Rear, Reset Side Window Blind Normalisation Passenger Rear, Reset Speeding Value, Reset Standardization, Reset Start Inhibit Due To Lack Of AdBlue, Reset Start/Stop Counter, Reset Statistic Memory, Reset Stored Temperature Measured Values, Reset Temperature Model, Reset Timing Chain Adaption Values, Reset To As-Delivered Condition To Control Module Manufacturer, Reset To Basic Settings, Reset To Factory Setting, Reset To Factory Settings, Reset Total Clutch Adaption, Reset Turbocharger Adaption Values, Reset Wheel Calibration, Reset Window Regulator Adaption Driver Side Front, Reset Window Regulator Adaption Driver Side Rear, Reset Window Regulator Adaption Passenger Side Front, Reset Window Regulator Adaption Passenger Side Rear, Reset Window Regulator Normalisation Driver Side Front, Reset Window Regulator Normalisation Driver Side Rear, Reset Window Regulator Normalisation Passenger Side Front, Reset Window Regulator Normalisation Passenger Side Rear, Resetting Adaptation Variable Oil Pump, Resetting Crankshaft Sensor Wheel Adaptation Values, Resetting Misfire Adaptations, Resetting Of All Adaptation Values, Resetting Of Injector Adaptation Values, Resetting Of Learned Values Of Turbocharger, Resetting Of Oxygen Sensor Adaptation Values, Resetting Of Service-Interval Display, Response Delay To Close Rear Lid, Response Delay To Open Rear Lid, Rest Recommendation, Retract Display, Reversing Distance At Closing, Reversing Distance At Opening, Reversing Threshold Driver Side Front, Reversing Threshold Driver Side Rear, Reversing Threshold Passenger Side Front, Reversing Threshold Passenger Side Rear, Right Front Wheel/Height Calibration, Right/left-Hand Drive Configuration, Rka Reset Dynamic Data, RKA Simulation Mode, RLE Simulation Mode, Roller Test Stand Mode, Roll-Over Bars Deactivation, Roll-Over Bars Trigger Counter Reset, Rollover Protection Test, Roof Blind Go To Service Position, Roof Blind Normalisation, Roof Blind

Reset Normalisation, Roof Crash Detection Speed Limit, Roof Roller Blind Basic Setting, Roof Shade Control Module Adaptation, Roof Shades Basic Setting, RPM Threshold Engine Running, RTM Request Cycle Time, Safe Confirmation, Scan Error Time, Scan Procedure: Current Limiting On Under Voltage At Go Protocol, Scan Procedure: Cycle Convenience Coverage Limiting, Scan Procedure: Number Of Repeats, Scan Procedure: P Keyless Event Search Retries Pause, Scan Procedure: Timeout Authentication Result, Scan Procedure: Timeout Control, Scan Procedure: Timeout ID Transmitter Ready To Receive After L, Scan Procedure: Timeout LF Repetition, Scan Velocity Threshold, ScanProcedure: Timeout Entry Response, ScanProcedure: Timeout Response, SCR Inducement Operating Hour Reset, SCR Metering Quantity Test Matching, Scr System Reset, Screen Wiper Motor: Adapting, SDARS Preactivated Subscription, Search Illumination Brightness, Seat Heating Power Stage 2 To 1 Reduct. Time, Seat Heating Power Stage 3 To 2 Reduct. Time, Seat Occupant Recognition Basic Setting, Seat Occupied Recognition Control Module Basic Setting, Seat Occupied Recognition Reset, Seat Occupied Recognition, Seatbelt Warning, Security Access (16) Adaptation (10) / Long Adaptation (0A), Security Access(16) Basic Settings (04), Security Version Number, Select Characteristics Curve, Selective (Single) Door Locking, Selector Lever Basic Setting, Selector Lever Position Sensor Calibration, Self Leveling Suspension Calibration to Determine Axle Load, Self-Levelling Suspension Activation, Self-Levelling Suspension Calibration Reset, Self-Levelling Suspension Calibration, Self-Levelling Suspension Deactivation Permanent, Self-Levelling Suspension Deactivation, Sensor Plausibility Enabling, Sensor Unit Zero Position Compensation, Sensor Wheel Adaptation, Erase Adaptation Values, Serial Tracing, Service Early Warning In Days, Service Early Warning Prediction, Service Key Clear Data, Service Light Reset, Service Menu, Service Mode Hybrid Drive, Service position, Service Range, Service Reminder, Service Reminder: Distance to Inspection "INSP 01", Service Reminder: Distance to Oil Service "OIL", Service Reminder: Max. Distance to Inspection "INSP 01", Service Reminder: Max. Distance to Oil Service "OIL", Service Reminder: Max. Time to Inspection "INSP 02", Service Reminder: Time to Inspection "INSP 02", Servo Pump Load Calibration, Set Actuator Volume, Set AdBlue Tank Level To "Full", Set Aging Counter, Set And Reset Parking Brake Motor Piston, Set Brake Application Signals, Set Clutch Mileage To Zero, Set Development Mode Minimum Speed Limitation, Set Function On Demand Product Data, Set Gearbox Mileage To Vehicle Mileage, Set Mapping For Injectors After ECU Replacement, Set Number 2 For Info Call, Set Number 2 For Service Call, Set Number For Info Call, Set Number For Service Call, Set Number Of Wheel Counting Impulse, Set Number Roaming For Info Call, Set Number Roaming For Service Call, Set Of Clutch Mileage To Value, Set Pay TMC, Set PLA WPCA Car Corr Factor Development, Set PLA WPCA Min Change Limit Development, Settime Trigger Entry Vehicle, Settime Trigger Exit Vehicle, Setting Center Chest Vents At Voice Control, Shock Absorber Damping Adjustment Valve Calibration, Short Average Ambient Threshold TSAA, Short Average Time Constant TCSAA, Showroom Effect, Shut Down AP, Shut Off Conditions, Shutdown Wait Time, SIA: Service Time SIA, SIA: Service Track SIA, SID Maximum Mileage To Next Oil Service, SID Maximum Time To Next Oil Service, Side Marker Lights, Side Window Blind Normalisation Driver Rear, Side Window Blind Normalisation Passenger Rear, Signal Position, SIM Card Reader Bluetooth Address, Single Gear Indicator Adjustment, Slide Show Frame Rate, Sliding Roof Basic Setting, Sliding Sunroof Basic Setting, Sliding Sunroof Go To Service Position, Sliding Sunroof Normalisation, Sliding Sunroof Reset Normalisation, SLWR Counter Left, SLWR Counter Right, SmAct Volume Adjustment, SMS Call Delay, SMS Phone Number 1, SMS Phone Number 2, Soft Stop Tolerance Zone, Softgab In, Softgab Out, Softgap Down, Soot Entry, Softgab Up, Speakers/Model, Special ID PQ25 Calibration, Specified Pressure Front Axle 1, Specified Pressure Front Axle 2, Specified Pressure Front Axle 3, Specified Pressure Line Selection At EOL, Specified Pressure Rear Axle 1, Specified Pressure Rear Axle 2, Specified Pressure Rear Axle 3, Specified Tire Pressure at Full Load (Front Axle), Specified Tire Pressure at Full Load (Rear Axle), Specified Tire Pressure at Partial Load (Front Axle), Specified Tire Pressure at Partial Load (Rear

Axle), Speed Adaptation Of Coolant Pump, Speed Delta, Speed Limit For Destination Entry, Speed limit Maneuver Situation, Speed Shutoff Threshold Compressor Run In, Speed Threshold 1, Speed Threshold 2, Speed Threshold 3, Speed Threshold For "Car Is Driving", Speed Threshold For Destination Input, Speed Threshold For Driving Cycle Detection, Speed Threshold For Moving Vehicle Detection, Speed Threshold For Start Request Plausibility, Speed Threshold For Terminal 15 Emergency Shutoff, Speed Threshold, Speed Value For Testing Mode, Stall Current Measuring Mode Deactivation Distance, Standard Dimming Value ZAT, Start / Stop Restart Delay, Start Automatic Trans Fluid Pressure Accumulator Discharge, Start Automatic Transmission Fluid Pressure Accumulator Charge, Start Brake Pad Replacement Mode, Start of Injection, Start Particle Desulfurization, Start Stop Voltage Limit, Start Up EOL Pressurized Gasoline Fuel Tank Refueling Condition, Start/Boot Screen Time (OFF/Cold Boot), Start/Boot Screen Time (Standby), Start/stop Function: Activate/deactivate Temporarily, Starting Conditions, Starting torque adjustment, Starting Torque Calibration, Starting Vibration Reduction Adjustment, Start-Up Coolant Circuits Filling, Start-Up Desulfurization In Standing Position, Start-Up EGR Cooler Rinsing, Start-Up Learning Of Measured Soot Mass, Start-Up Pressurized Gasoline Fuel Tank Isolation Valve Open, Start-Up Refrigerant Circuit Filling, Start-Up Refrigerant-And Coolant Circuits Filling, Start-Up Refueling Condition Pressurized Gasoline Tank, Start-Up Regen Of Particulate Filter In Standing Position, Start-Up Regeneration Diesel Particulate Filter During Drive, Start-Up Regeneration Of Particulate Filter During Drive, Startup Screen Sticker HMI, Start-Up Test Accumulator, Start-Up Test Brake Booster, Static Calibration Routine Overrun, Static Calibration Routine, Static Top Speed Limitation, Stationary DPF Regeneration, Statistic Phev Mileage, Steer To Center Position, Steering Angle Initialization, Steering Angle Sender - Reset Zero Point, Steering Angle Sender - Set Zero Point, Steering Angle Sensor Alignment, Steering Angle Sensor Basic Setting, Steering Angle Sensor Calibration, Steering Angle Sensor, Steering Assist Without Engine Running, Steering Assistance Level Adjustment, Steering Basic Setting, Steering Column Basic Setting, Steering Wheel Angle Correction For Steering Wheel Deviation Pr, Step Size For Final Control Test Close Rear Lid, Step Size For Final Control Test Open Rear Lid, STH Post Heating Time Duration, Stop Limit Of Potentiometers In Vents, Stop Routine Coolant Circuit Filling Flushing, Stop Routine Refrigerant Circuit Filling Flushing, Stop Value Of Potentiometers In Vents, Storing Air Recirculation Function After Terminal 15 Off, Street Light Brightness Threshold Highway TSLBH, Street Light Brightness Threshold Village TSLBV, Street Light Brightness Time Constant TCSLB, Streetlights Time Constant TCSL, Structure-Borne Noise Volume Adjustment, SuFK Developement Massage, Summary Reset After Replacement Of Reductant System Components, Sun Roof Basic Setting, Sun Shade Basic Setting, Sunroof Control Module/No Basic Setting, Sunroof Shade Control Module Basic Setting, Supplementary Heater: Adapting, Supplementary Heater: Reset Adaptation Values, Supplementary Heater: Reset Starter Interlock, Supplementary Heater: Test, Swap Function Activate, SWaP Function Crypt Data ID, SWaP Function Transfer Crypt Data, Swirl Flap Basic Setting (Bank 1), Swirl Flap Basic Setting (Bank 2), Swirl Flap Basic Setting, Switch-Off Delay (Low Beam), Switchover To The High Oil-Pressure Level, System Data Part 11 Rear, System Data Part 12 Rear, System Data Part 14 Rear, System Data Part 7, System Data Part 8, System Parameters Part 10 Rear, System Shut-off, System Test Turbo Charger Bypass Flap, T1 Normal Signal Break Time, T2 Scaling Signal Break Time, T2 Scaling Signal Rate, T2 Scaling Signal Start Up Time, T3 Handshaking Signal Break Time, T4 Error Signal Break Time, T4 Error Signal Number Of Tones, T4 Error Signal Rate, T5 ASD Activate Signal Number Of Tones, T5 ASD Active Signal Break Time, T5 ASD Active Signal Rate, Tail Light Dimming, Take Back Of The Reversible Crash Cutoff, Tank Characteristic (Additional Functions), Tank Characteristic (Dry Calibration), Tank Characteristic (Fuel Level Sensor 1), Tank Characteristic (Fuel Level Sensor 2), Tank Characteristic (Fuel Level Sensor), Tank Characteristic (Full Calibration), Tank Characteristic (Not Detectable Tank Volume), Tank Characteristic (Wet Calibration), Target Soc Production Mode, Teach Force Limitation, Telematics, Telephone Basic Volume Adjustment, Telephone Basic

Volume, Telephone Handset Connect, Telephone Number Information Service, Telephone Number Roadside Assistance, Telephone Type, Temp Threshold Activate Climate Control, Temp Threshold Auxiliary Heater: Full Load After Partial Load, Temp Threshold Auxiliary Heater: Partial Load After Full Load, Temp Threshold Auxiliary Heater: Start After Control Pause, Temp Threshold Big To Med, Temp Threshold Big To Power, Temp Threshold Low To Control Pause, Temp Threshold Low To Med, Temp Threshold Med To Big, Temp Threshold Med To Low, Temp Threshold Power To Big, Temp Threshold Start Out Of Control Pause, Temp Threshold Start To Control Pause Or Heating Mode, Temperature Clamping After Evaporator, Temperature Compressor For Speed Increase, Temperature Difference For Bypass Valve Opening, Temperature Reference, Temperature Threshold Auxiliary Heater: Control Pause, Temperature Threshold For Activation Of Auxiliary Heater, Temperature Threshold: Ambient Temperature, Temperature Threshold: Coolant Temperature, Terminal 61 Function Enabling, Terminal S Timeout, Test AdBlue metering valve spray pattern, Test Mode End Distance, Test Mode Trigger Time, Test Registration Period, Thermal Load, Throttle Body Alignment, Throttle Body Cross-Sectional Area Reset, Throttle Body, Throttle Valve Adaptation, Throttle Valve Adaption, Throttle Valve Basic Setting (bank 1), Throttle Valve Basic Setting (bank 2), Throttle Valve Basic Setting, Throttle Valve Control Module Adaptation, Throttle Valve Control Module Reset, Throttle Valve Control Unit Reset, Throttleposition Adaptation, Tilt Sensor Sensitivity, Time Bypass Valve Activated After Caster Finished, Time For Compressor At Terminal 15 On, Time For Neck Heating Power Reduction Level 2 To Level 1, Time For Neck Heating Power Reduction Level 3 To Level 2, Time For Opening Bypass In Control Pause, Time For Seat Heating Power Reduction In Highest Level, Time For Seat Heating Power Reduction Level 2 To Level 1, Time For Seat Heating Power Reduction Level 3 To Level 2, Time Frame VIP Kick Forecast, Time HMI Buttons Off, Time HMI Symbols Off, Time Sensor Power Off Group 2, Time Setup (Hour), Time Setup (Minute), Time Since Inspection, Time since Service, Time To Drive Cycle Detection, Time To Ignore Ignition Trigger, Time To ZAT Open Circuit Detection, Time To ZAT Short Circuit Fault Detection, Time Window For Opening Further Than Programmed Interstop, Time ZAT Actuation Detection, Time ZAT Lock After Emergency Shutoff, Time ZAT Lock After Normal Shutoff, Time, Time, Hour, Time, Minute, Timeframe Request Immobilizer Terminal Approval, Timeout Convenience Coverage Limiting, Timeout Trigger Terminal Deactivation Central Locking, Timer Sporadic MOST Open Circuit, Timing Chain Lengthening Reset After Replacing Chain, Tiptronic Steering Wheel Button Adjustment, Tire Circumference, Tire Diameter, Tire Pressure Adaptation, Tire Pressure Control Monitoring, Tire Pressure Monitoring System (Tpms) Reset, Tire Pressure Monitoring System Configuration, Toggle Offtime Other Door Handle, Toggle Offtime Same Door Handle, Tolerance Band Of Basic Adjustment Flap End Stops, Tolerance Band Of Flap End Stops, Tolerance Compressor Speed In Compressor Inlet, Tolerance Compressor Speed In Normal Service, Tolerance Range For Flap End Stops, Tolerance Time For Compressor Speed Variance, Tone Pitch Of Acoustic Warning, Top Speed Configuration, Torque Limitation, Torque Steer Compensation (TSC), Torque Test, Total Consumption, Touch Zoom Level Double Tap In, Touch Zoom Level Double Tap Out, Touchpad Illumination Test, Tourist Solution, TPM Individual Specified Pressure Adjustment, Tracking Assistant Activation Request, Tracking Assistant Check Contract Duration, Tracking Assistant Program Driver Cards, Tracking Assistant Self Test, Tracking Assistant Send Test Message, Trailer Stabilization Enabling, Trailer Stabilization, Transfer Configuration, Transmission Adaptation Basic Setting 1, Transmission Adaptation Basic Setting 2, Transmission Adaptation Basic Setting 3, Transmission Grade (Front Window), Transmission Housing Serial Number, Transmission Oil Level Test, Transmission Rapid Adaption, Transmission Ratio Engine Air Conditioner Compressor, Transmission Ratio Of AC Compressor, Transmission Ration Engine Air Conditioner Compressor, Transmission Setting Adaption, Transmission Type, Transport Mode Deactivation Distance, Transport/Service Mode, Transportation Mode, Travel/Tourist Mode, Trigger CAN Speed, Turbo Charger Boost Control Reset, Turbo Charger Boost Control Solenoid Adaptation, Turbocharger Basic Setting,

Turbocharger Offset Correction, Turn Signal Dimming, Turn Signals in Side Rear View Mirror, Tyre Pressure Sensor Adaptation, Undervoltage Heater Turn-Off, Universal Preparation For Mobile Telephone, Unlearning Calibration Of Luggage Compartment Cover, Unlock Actuator System, Unlock Blink, Unlock Horn, Unlocking Confirmation (Key Switch), Unlocking Confirmation (Remote Control), Unlocking With Key Switch Optical Feedback, Unlocking With Remote Control Opt. Feedback, Unrestricted Addressing Of Actuator Motors, Uphill Assist Gradient Threshold, Upper Limit Of Air Regulation Downstream Of Evaporator, Upper Locking Range, Upper Stop Maximum Value, Upper Stop Minimum Value, User Profile Name Customer Paid Connection, User Profile Name, User Profile Password, V Limit KL30 Disconnect, Vacuum Level / Hydraulic Brake Booster (HBO/HBV), Vacuum Pump For Brake System, Vacuum Pump Test (Short Trip), Variant Encoding, Variants Reduction, Vehicle Equipment Code And Production Number Combination, Vehicle Excess Length, Vehicle Excess Width, Vehicle Health Report, Vehicle Height Learning, Vehicle Identification Number Programming, Vehicle Identification Number Provisional, Vehicle Identification Number, Vehicle Length Adjustment, Vehicle Mileage Challenge Adaptation, Vehicle Not Cooling, Vehicle Not Heating, Vehicle Road Curb Distance, Vehicle Speed Threshold (TV-Function), Vehicle Speed Threshold, Vehicle Width Adjustment, Velocity Of Massage, Velocity Stage 1 Of Massage, Velocity Stage 2 Of Massage, Velocity Stage 3 Of Massage, Velocity Stage 4 Of Massage, Velocity Stage 5 Of Massage, Vent ESP Hydraulic System, Verify Variant Encoding, VIC Parameters, Village Detect Highway Speed Threshold, Visual Comfort Operating/Closing Confirmation, Visual Display Adjustment, Visual Feedback When Locking/Unlocking, Visual Locking Confirmation, Voice Output Basic Volume Adjustment, Voice Output Basic Volume, Voice Output External Emergency Speaker, Voltage Monitoring: Overvoltage Delta, Voltage Monitoring: Overvoltage For KESSY ECU, Voltage Monitoring: Overvoltage For Keyless Go, Voltage Monitoring: Overvoltage Jumpstart 2 Delta, Voltage Monitoring: Undervoltage Delta, Voltage Monitoring: Undervoltage For KESSY ECU, Voltage Monitoring: Undervoltage For Keyless Go, Voltage Monitoring: Undervoltage Jumpstart 1 Delta, Volume Of Fuel Tank, Volume Offset, Volume Output, Volume with Convertible Top Open, VOS Parameters, VW Common Application Data Identifier, VW ECU Hardware Version Number, Wake Up Monitor Reset History Data, Wake Up Monitor Reset Of Adaptions, Warning Lamp Enabling, Warning Lamp Test, Weapons Box Adaption, Wheel / Tire Description, Wheel Alignment, Wheel Base, Wheel Circumference Adjustment, Wheel Circumference, Wheel Impulse, Wheel Set Selection, Wheel Torque Limitation, Wheel/Height Calibration Confirmation, Wind Deflector Denormalisation, Wind Deflector Normalisation, Wind Deflector Original Position, Wind Deflector Service Position, Window Condensation Parameter For Start/Stop Function, Window Regulator Adaption Driver Side Front, Window Regulator Adaption Driver Side Rear, Window Regulator Adaption Passenger Side Front, Window Regulator Adaption Passenger Side Rear, Window Regulator VW Settings Driver Side Rear, Window Regulator VW Settings Passenger Side Rear, Wiper Angle Interval Position Adaptation, Wiper Angle Lower Turning Point Adaptation, Wiper Angle Park Position 1 Adaptation, Wiper Angle Park Position 2, Wiper Angle Service Position Adaptation, Wiper Angle Upper Turning Point Adaptation, Wiper Error Mask Mitsuba Development, Wiper Motor Control Unit Data Set 2, Wiper Motor Control Unit Data Set 3, Wiper Motor Control Unit Data Set 4, Wiper Motor Control Unit Data Set, Wiper Setup, WIV: Distance From Inspection, WIV: Max Value Km Mileage / Inspection, WIV: Max Value Of Time Between Inspections, WIV: Min Value Of The Time Between The Inspections, WIV: Min. Km Driving Performance / Inspection, WIV: Russian Entry, WIV: Thermal Load, WIV: Time From Inspection, WIV: Total Consumption, WLAN Default Channel, WLAN Dynamic Host Configuration Range, Write Configuration, Write Gateway Control Unit Configuration, Write Injector Codes, Write Key Content, Yaw Rate Sensor Detection, ZAT Clamp 58xt Signal Factor, ZAT Clamp 58xt Signal Offset, ZAT First Case Time High Low State, ZAT First Rise Time Low High State, ZAT Init Value, ZAT Motor Signal Timer 1, ZAT Motor Signal Timer 2, ZAT Nominal Voltage, ZAT Post Carriage

During Clamp 15 Off, ZAT Pwm Offset 1 Lower Limit, ZAT Pwm Offset 2 Lower Limit, ZAT Pwm Peak1 Upper Limit, ZAT Pwm Peak2 Upper Limit, ZAT Second Case Time High Low State

3085 new Actuation type special tests:

1000W PTC Auxiliary Air Heater, 3rd Brake Light, 5th Camera Activation Request Control Value 1, A/C Clutch Relay Control Circuit, A/C Compressor Engagement, A/C Compressor Magnetic Coupling, A/C Compressor Regulator Valve, A/C Compressor, ABS Motor, ABS Return Flow Pump Control Value On OFF, ABS Return Flow Pump VW Local Control State, AC Compressor Control Valve, Ac/heat Output Test, Acc Button Led, Acc. Ped. Press. Point Generation, Accelerator Ped Mod Actuator Functional Chk VW Com Ctrl State, Access Setup Tool Test Control Value, Accumulator Activation Test Control Value Moving Volume, Accumulator Activation Test Control Value Piston Speed, Accumulator Activation Test Control Value Smart Actuator Speed, Acoustic Check Of Loudspeaker Channel 1 Test, Acoustic Check Of Loudspeaker Channel 10 Test, Acoustic Check Of Loudspeaker Channel 11 Test, Acoustic Check Of Loudspeaker Channel 12 Test, Acoustic Check Of Loudspeaker Channel 13 Test, Acoustic Check Of Loudspeaker Channel 14 Test, Acoustic Check Of Loudspeaker Channel 15 Test, Acoustic Check Of Loudspeaker Channel 16 Test, Acoustic Check Of Loudspeaker Channel 17 Test, Acoustic Check Of Loudspeaker Channel 18 Test, Acoustic Check Of Loudspeaker Channel 19 Test, Acoustic Check Of Loudspeaker Channel 2 Test, Acoustic Check Of Loudspeaker Channel 20 Test, Acoustic Check Of Loudspeaker Channel 21 Test, Acoustic Check Of Loudspeaker Channel 22 Test, Acoustic Check Of Loudspeaker Channel 23 Test, Acoustic Check Of Loudspeaker Channel 24 Test, Acoustic Check Of Loudspeaker Channel 3 Test, Acoustic Check Of Loudspeaker Channel 4 Test, Acoustic Check Of Loudspeaker Channel 5 Test, Acoustic Check Of Loudspeaker Channel 6 Test, Acoustic Check Of Loudspeaker Channel 7 Test, Acoustic Check Of Loudspeaker Channel 8 Test, Acoustic Check Of Loudspeaker Channel 9 Test, Acoustic feedback buzzer - Chime, Acoustic feedback Chime, Acoustic feedback of the turn signal, Acoustic Gong, Acoustic Signal Sensor, Acoustic Test Signal, Acoustics, Act St Vent Rr Lt Tst Ctrl Val Rr Lt St Bkrst Fan 1, Act St Vent Rr Lt Tst Ctrl Val Rr Lt St Cushion Fan 1, Act St Vent Rr Rt Tst Ctrl Val Rr Rt St Bkrst Fan 1, Act St Vent Rr Rt Tst Ctrl Val Rr Rt St Cushion Fan 1, Act Tst Precrash ICM Disp Text Ctrl ICM Disp Text, Act Tst Precrash Pretens Ctrl Tensioning Char, Act Tst Precrash Veh Conditioning Ctrl Veh Conditioning, Activate Anti-Theft Alarm, Activate Component Protection, Activate ESP System/Function Test, Activate LEDs, Activated Charcoal Filter Shutoff Valve VW Common Control State, Activated Charcoal Filter Shutoff Valve, Activation Emergency Brake, Activation Jerky Braking Movement, Activation Of Anti Theft Alarm System Control Value, Activation Of Parking Spot Search Park Assist Control Value, Active Headrest Control Onoff, Actuate Charging Connection 1, Actuate Charging Connection 2, Actuate Vehicle Front Left Control Value Onoff, Actuate Vehicle Front Right Control Value Onoff, Actuate Vehicle Rear Left Control Value, Actuate Vehicle Rear Right Control Value Onoff, Actuation Ifl Valve, Actuation Ifr Valve, Actuation Lpf1 Valve, Actuation Lpf2 Valve, Actuation Mci1 Valve, Actuation Mci2 Valve, Actuation Ofl Valve, Actuation Ofr Valve, Actuation Pump, Actuation RI Emb (2), Actuation RI Emb, Actuation Rr Emb (2), Actuation Rr Emb, Actuation Vacuum Pump1, Actuation Vacuum Pump2, Actuator 1 For engine noise generation Control Value, Actuator 1 For Engine Sound Generation VW Common Control State, Actuator 1 For Engine Sound Generation, Actuator For Camshaft Adjustment Actuator, Actuator For Camshaft Adjustment Position, Actuator For Structure-Borne Sound Control Value, Actuator For Structure-Borne Sound VW Common Control State, Actuator For Structure-Borne Sound, Actuator For Valve Lift Adjustment Inlet VW Common Ctrl State, Actuator For Vlv Lift Adjustment Inlet Bank 2 VW Com Ctrl State, Actuator Structure-Borne Noise, Actuator Test Crash Intensity 1, Actuator Test Crash Intensity 2, Actuator Test Crash Intensity 3, Actuator Test Crashsignal Control Crash Direction, Actuator Test Crashsignal Control Crash Intensity, Actuator Test Crashsignal Control Onoff, Actuator Test Highvoltage Disable Control Highvoltage Disable, Actuator Test Highvoltage Disable Control Onoff,

Actuator Test Highvoltage Disable, Actuator Test LED Bar Control Value Frequency, Actuator Test Precrash ICM Display Text Control Onoff, Actuator Test Precrash ICM Display Text, Actuator Test Precrash Pretensioner Control Onoff, Actuator Test Precrash Pretensioner Control Side, Actuator Test Precrash Vehicle Conditioning Control Onoff, Actuator Test Precrash Vehicle Conditioning, Actuator Test USM Control Crash Severity, Actuator Test USM Control Onoff, Actuator Test USM Crash Type Front Driver, Actuator Test USM Crash Type Front Passenger, Actuator Test USM Crash Type Pedestrian Protection, Actuator Test USM Crash Type Rear Driver, Actuator Test USM Crash Type Rear Passenger, Actuator Test USM Crash Type Rollover, Actuator Test USM Crash Type Side Driver, Actuator Test USM Crash Type Side Passenger, Actuatoric Test Actuationtime, Actuatoric Test Control Value Actuationtime, Actuatoric Test Control Value Delaytime, Actuatoric Test Delaytime, Adblue 4/2-Way Valve, Adblue Circuit Leak Test, Adblue Delivery Module Heating, AdBlue Delivery Pump, AdBlue Dosing Valve, Adblue Pump/pipe Heating, Adblue Return Delivery, Adblue Switching Valve, Adblue Tank Heating 1 Actuation, Adblue Tank Heating 2 Actuation, Adblue Tank Heating, Add Highbeam Test Controlstate Data 2, Addit. Cooling Medium Pump Relay, Additional Air Heating Control Value On Off, Additional Air Heating Input Output Control Parameter, Additional Air Heating VW Common Control State, Additional Air Heating, Additional Heater Activation Test Control Value, Additional Heater Activation Test Input Output Ctrl Parameter, Additional Hydraulic Pump For Gearbox Control Value, Additional Hydraulic Pump For Gearbox, Additional Interior Light Test Control Value Can Signal, Additional Interior Light Test Control Value Indication Light, Additional Interior Light Test Control Value Interior Light, Additional Light Functions Test Control Value, Additional Main Beam Test Control Value, Additional Turn Signal Test Control Value Left, Additional Turn Signal Test Control Value Right, Adjust Mirror Inward, Adjustable Rear Spoiler Indicator Light Test Control Value, Adopt.of Unfiltered Ambient Temp., Aerial Entry And Strt Authorisation Lt Diag Ctrl Val, Aerial Entry And Strt Authorisation Rt Diag Ctrl Val, Aerial For Entry And Start Authorisation Left Diag Ctrl Value, Aerial For Entry And Start Authorisation Right Diag Ctrl Value, AGW Test Control Value Blink Frequency, AGW test control value suppression icon combi, Air Cond Perfomance Tst Fr And Rr VW Com Ctrl St, Air Condit. Compressor Actuation, Air Condition Compressor Activation Control Value On Off, Air Condition Compressor Activation Input Output Ctrl Parameter, Air Condition Compressor Activation Setpoint, Air Condition Compressor Activation VW Common Control State, Air Condition Compressor Activation, Air Conditioner Compressor Regulating Valve Test Control Value, Air Conditioner Performance Test Control Value On Off, Air Conditioner Performance Test Input Output Control Parameter, Air Conditioner Performance Test VW Common Control State, Air Conditioner Performance Test, Air Dist Flap Front Ctrl Motor Input Output Control Parameter, Air Distribution Flap Front Control Motor Footwell Setpoint, Air Distribution Flap Front Control Motor Setpoint, Air Distribution Flap Front Control Motor Sollwert, Air Distribution Flap Rear Control Motor Control Value On Off, Air Distribution Flap Rear Control Motor Setpoint, Air Distribution Front Control Motor Control Value On Off, Air Distribution Front Control Motor Setpoint, Air Filter Flap Bank 2 VW Common Control State, Air Filter Flap VW Common Control State, Air Filter Flap, Air Flap Actuator, Air Flap Range/Tolerance Limits, Air Flow Flap Control Motor, Air Flow Flap Positioning Motor Control Value On Off, Air Flow Flap, Air Recirculation Flap Control Motor, Air Recirculation Flap Positioning Mot VW Com Ctrl St, Air Recirculation Flap Positioning Motor Control Value On Off, Air Recirculation Flap Positioning Motor Setpoint, Air Spr Additional Vol Vlv 1 Actuation Tst Ctrl Val Onoff, Air Spr Additional Vol Vlv 2 Actuation Tst Ctrl Val Onoff, Air Spr Additional Vol Vlv 3 Actuation Tst Ctrl Val Onoff, Air Spr Additional Vol Vlv 4 Actuation Tst Ctrl Val Onoff, Air Supplementary Heating, Air Suspension Compressor Relay, Air Suspension Valve Front Left, Air Suspension Valve Front Right, Air Suspension Valve Rear Left, Air Suspension Valve Rear Right, Air Valve Secondary, Airbag Crash Signal Rest Of World, Airbag Indicator Light Off, Airflow Vlv Ctrl Hyb Batterie Airflow Vlv Tar Pos, Alarm Horn Test Control Value, Alarm Horn, All Lights Rear Left Control Value, All Lights Rear Middle Control Value, All Lights Rear Right Control Value, All Radiator Cooling Fans VW Common

Control State, All Radiator Cooling Fans, All Wheel Check Control Value Open Close, Alternator Shut Off VW Common Control State, Alternator Test 15.0 V, Alternator: Functional Test, Ambient Illumination Test Control Value Channel 1, Ambient Illumination Test Control Value Channel 2, Ambient Illumination Test Control Value Channel 3, Ambient Illumination Test Control Value Channel 4, Ambient Illumination Test Control Value Channel 5, Ambient Illumination Test Control Value Start Parameter, Ambient Illumination Test Control Value, Ambient Light Door Driver Side Front: Contour Lighting, Ambient Light Door Driver Side Rear: Contour Lighting, Ambient Light Door Passenger Side Front: Contour Lighting, Ambient Light Door Passenger Side Rear: Contour Lighting, Ambient Lighting Channel 1 Test Control Value, Ambient Lighting Of Center Console Test Control Value, Ambient Lighting Of Cup Holder Test Control Value, Ambient Lighting Power Supply Test Control Value, Ambient Lighting Rear Channel 1 Test Control Value, Ambient Lighting Roof Channel 1 Test Control Value, Ambient Lighting: Channel 1, Analog Clock Test, Analog Clock, Analog display for fuel supply, Analog Display For Speed, Analog Indicators, Analog Instruments, Analog Signal Muting, Analogue display for coolant temperature VW Com Ctrl St, Analogue display For speed, Ancillary Coolant Pump, Antenna Pow Adjustment Loop Test VW Common Ctrl State Sig Path, Antenna Power Adjustment Loop Test VW Common Control State 1, Antenna Power Adjustment Loop Test VW Common Control State 2, Anti Dazzle Interior Mirror Indicator Lamp Control Value On Off, Anti-Theft Alarm Siren/horn, Anti-Theft Device, Antn Pow Adjustment Loop Test VW Common Ctrl State Trans Power, Anzeigetest Sitzheizungsstufe Hinten LED-Anzeige Sitzheizung Hi, Apply Brake Pads Control State, Apply Brake Pads Control Value On Off, Apply Brakes Control State, Apply Brakes Control Value On Off, Approach Brake Pads Control State, Approach Brake Pads Control Value On Off, arial at bumper for access and start authority-activate, arial at luggage space for access and start authority-activate, arial driver side for access and start authority-activate, arial passenger side for access and start authority-activate, ariel 1 in cabin room for access and state authority-activate, ariel 2 in cabin room for access and state authority-activate, Arrange Seat Control Value Backrest Inclination Adjustment, Arrange Seat Control Value Belt Height Adjustment, Arrange Seat Control Value Headrest Height Adjustment, Arrange Seat Control Value Headrest Longitudinal Adjustment, Arrange Seat Control Value Lumbar Support Height Adjustment, Arrange Seat Control Value Seat Depth Adjustment, Arrange Seat Control Value Seat Height Adjustment, Arrange Seat Control Value Seat Inclination Adjustment, Arrange Seat Control Value Seat Longitudinal Adjustment, Arrange Seat Control Value Upper Backrest Adjustment, Arrange Seat Control Value, Arrange St Ctrl Val Lumbar Support Lngitdnl Adj, ASR/ESP Control Lamp, Assembly Mountings Actuators, ASTA Sensor Function Test Control Value, Audio Channel Test Left, Audio Channel Test Right, Audio Loop Back, Audio Mute By CAN, Audio Mute By Wire, Auto-Hold Function Lamp (Activation), Auto-Hold Indicator Lamp, Auto-Lock/Unlock for Rear Lid, Automatic Activation Of All Control Motors Control Value On Off, Automatic Calibration Headlamp Test Mode Control Value, Automatic Day Night Exterior Mirror Test Control Value, Aux Pump, Aux.coolant Pump High-Temp. Circ., Aux.coolant Pump Low-Temp.circuit, Auxiliary Air Heating Controlled Test Control Value On Off, Auxiliary Air Heating Test Control Value, Auxiliary Coolant Pump For Turbocharger VW Common Control State, Auxiliary Coolant Pump Relay, Auxiliary Fuel Pump Relay, Auxiliary Heater Fuel Supply, Auxiliary Heater Heater Element, Axle Differential Lock Check Control Value Open Close, Backlash Cmpstn Reversal Actuation Act Tst Ctrl Val, Backlight 1 Control Value, Backlight 2 Control Value, Backlight Control Value Backlightonoff, Backlight Control Value, Backrest Adjustment Left Locking Pawl Motor Test Control Value, Backrest Adjustment Right Locking Pawl Motor Test Control Value, Backrest Adjustment, Backrest Heating Fond Left Control Value On Off, Backrest Heating Fond Right Control Value On Off, Backrest Inclination Adjustment Test Control Value, Backrest Inclination Adjustment Test Direction Of Movement, Backrest Left Inclination Adjustment Test Control Value, Backrest Right Inclination Adjustment Test Control Value, Back-Up Lights Left, Back-Up Lights Right, Back-Up Lights, Balacing Mode Cell 1 Balancing, Balacing Mode Cell 2

Balancing, Balacing Mode Cell 3 Balancing, Balacing Mode Cell 4 Balancing, Bank 1 Camshaft A (Intake) Position Actuator, Bass Speaker Front Left Control Value, Bass Speaker Front Left, Bass Speaker Front Right Control Value, Bass Speaker Front Right, Bass Speaker Front, Bass Speaker Rear Left Control Value, Bass Speaker Rear Right Control Value, Battery Capacity Display Test, Battery Charging Button Indicator Light Control Value, Battery Charging Button Indicator Light, Battery Disconnecting Relay Test Control Value, Belt Comfort Fit Actuator, Belt Feeding Device Test Control Value, Belt Height Adjustment Test Control Value, Belt Indicator Lamp, Bkrst Adj 2 Lt Lck Pawl Mot Tst Ctrl Val, Bkrst Adj 2 Rt Lck Pawl Mot Tst Ctrl Val, Blinker Rear Left, Blinker Rear Right, Blinkers Bulb Front Left, Blinkers Bulb Front Right, Blinkers, Blower Activation Control Value On Off, Blower Activation Input Output Control Parameter, Blower Activation Setpoint, Blower Activation Sollwert, Blower Activation tension, Blower Front Intervallbetrieb, Blower Front Sollwert, Blower Rear Intervallbetrieb, Blower Rear Sollwert, Bluetooth Connection Last Device, Bluetooth Paging, Bluetooth, Boost Pressure Actuator 1, Boost Pressure Actuator 2, Boost Pressure Actuator, Boost Pressure Control Solenoid Valve, Boost Pressure, Brake Activation Test Control Value Control Input Rod Distance, Brake Activation Test Control Value Input Rod Speed, Brake Activation Test Control Value Speed ??Input Rod, Brake Activation Test Control Value, Brake Booster Relay Vacuum Pump VW Common Control State, Brake Booster Relay Vacuum Pump, Brake Booster Vacuum Pump, Brake Indicator Lamp, Brake Light By ECD Brake Light By ECD, Brake Light By Ecd Control State, Brake Light By ECD Control Value On OFF, Brake Light By ECD IO Control Option Brake Light By ECD, Brake Light By ECD VW Local Control State, Brake Light By ECD, Brake Light Left Test Control Value, Brake Light Left, Brake Light Right Test Control Value, Brake Light Right, Brake Light Test Control Value, Brake Light, Brake Lights, Brake Pedal Appliance Control Value BLS-Control, Brake Pedal Appliance Control Value Brake Light Activation, Brake Pedal Appliance Control Value PAR Control, Brake Pedal Appliance Control Value PAR-Control, Brake System Warning Lamp Brake System Warning Lamp, Brake System Warning Lamp, Brake Wear Indicator Lamp, Break Recommendation Indication Test Control Value, Break Recommendation Indication Test, Brighness Display Test Control Value, Bumper Light Rear Left, Bumper Light Rear Right, Button Automated Driving Lighting Test Control Value, Button Indicator Light Test Control Value Indicator Lights, Button Indicator Light Test Control Value Kontrollleuchten, Button Indicator Light Test Control Value Start Parameter, Button Indicator Light Test Control Value, Button Indicator Light Test Indicator Lights, Button Lighting, Buzz Test Control Value, Buzz Test, Bypass Valve Electric Machine VW Common Control State, Bypass Valve For Electric Supercharger VW Common Control State, cabin room scan keyminder, cabin room scan transponder id request, Cabin Room Scan Keyminder Control Cyclic On Off Time, Cabin Room Scan Keyminder Timeparameter, Cabin Room Scan Transponder Id Request Timeparameter, Cabn Room Scan Trans ID Req Ctrl Cyclic On Off Time, Cabriolet Windbreak Motor Test Control Value On Off, Camera Heating Control Value, Camera Shutter, Camshaft Adjustment, Camshaft Pos Actuator Exhaust 1, Camshaft Pos Actuator Exhaust 2, Camshaft Pos Actuator Intake 2, Camshaft Position Actuator Exhaust 1 VW Common Control State, Camshaft Position Actuator Exhaust 1, Camshaft Position Actuator Exhaust 2 VW Common Control State, Camshaft Position Actuator Exhaust 2, Camshaft Position Actuator Intake 1 VW Common Control State, Camshaft Position Actuator Intake 1, Camshaft Position Actuator Intake 2 VW Common Control State, Camshaft Position Actuator Intake 2, Can Signal Muting, CAN-Powertrain: Sleep Acknowledge Bit (Terminal 15 OFF), CD ROM Drive Quick Test Control Value, CD/DVD Ejection, Ceiling Light Mod Int And Read Lights Tst Ctrl Val, Ceiling Light Module Int And Reading Lights Test Ctrl Value, Cell Balacing Control Cell 1 Balancing, Cell Balacing Control Cell 2 Balancing, Cell Balacing Control Cell 3 Balancing, Cell Balacing Control Cell 4 Balancing, Cen Lck Rr Ctrl Tst Ctrl Val Cen Lck Rr Lt, Cen Lck Rr Ctrl Tst Ctrl Val Cen Lck Rr Rt, Cen Lck Rr Ctrl Tst Ctrl Val Rr Lck Ctrl, Center Midrange/Treble Speaker, Center Speaker Control Value, Center Speaker, Central Flap Control Motor, Central Flap Positioning Motor, Central Locking Aerial Diagnosis Control Value, Central

Locking Front Control Actuation Time, Central Locking Front Control Start Parameter, Central Locking Indicator Lamp, Central Locking Indicator Light Test Control Value, Central Locking Motors, Central Locking Rear Control Actuation Time, Central Locking Rear Control Start Parameter, Central Locking Rear Control Test Control Value Front Left, Central Locking Rear Control Test Control Value Front Right, Central Locking Rear Control Test Control Value Side Selection, Central Locking Rear Control Test Control Value Start Parameter, Central Locking Rear Control Test Sliding Door Driver Side, Central Locking Rear Control Test Sliding Door Passenger Side, Central Locking Rear Lid Lock Unit Test Sequence Control Value, Central Locking Sliding Door Test Control Value Start Parameter, Central Locking Sliding Door Test Sliding Door Driver Side, Central Locking Sliding Door Test Sliding Door Passenger Side, Central Locking System Locking Unit, Rear Lid, Central Locking System: Close, Central Locking System: Open, Central Locking Test Control Value, Central Locking Unlock Doors Control Value, Central Locking: Lock, Central Locking: Remote Control, Central Locking: Unlock, Central Vents Control Motor, Centre Left Vent Positioning Motor Control Value On Off, Centre Right Vent Positioning Motor Control Value On Off, Centre Vent Positioning Motor Control Value On Off, Charge Air Cooler Coolant Pump, Charge Air Cooler Flap VW Common Control State, Charge Flap Lock A Control Value Connector Locking, Charge Flap Lock A Control Value Flap Locking, Charge Flap Lock B Control Value Connector Locking, Charge Indicator Lamp 1, Charge Indicator Lamp 2, Charge Motion Valve 1 VW Common Control State, Charge Motion Valve 1, Charge Motion Valve 2 VW Common Control State, Charge Motion Valve 2, Charge Motion Valve VW Common Control State, Charge Motion Valve, Charge-Air Cooler Clnt. Mix.valve, Charging Coil Overvoltage Protection Control Value, Charging Con A Ind Lights Tst Ctrl Val Con Lck, Charging Con A Ind Lights Tst VW Com Ctrl St, Charging Con A Lck Tst Ctrl Val Con Lck, Charging Con B Ind Lights Tst Ctrl Val Con Lck, Charging Con B Ind Lights Tst VW Com Ctrl St, Charging Con B Lck Tst Ctrl Val Con Lck, Charging Connector A Ind Lights Test Ctrl Val Connector Locking, Charging Connector A Indicator Lights Test Control Value LED, Charging Connector A Locking Test Ctrl Value Connector Locking, Charging Connector A Locking Test, Charging Connector B Ind Lights Test Ctrl Val Connector Locking, Charging Connector B Indicator Lights Test Control Value LED, Charging Connector B Locking Test Ctrl Value Connector Locking, Charging Connector B Locking Test, Charging Cur DC DC Converter Ctrl Val Set Charging Cur DCDC, Check DPF Ash Load, Check Link With Server, Child Lock Indicator Light Left, Child Lock Indicator Light Right, Child Safety Lock, Childproof Lock Test Control Value, Childproof Lock, Circulation Pump, Clearance For External Update Process Test Control Value, Close Luggage Compartment Cover Control Value, Close Rear Lid Control Value, Close Sliding Roof Signal, Close Sun Blind, Close Sunroof, Close The Rear Lid, Close Windows and Roof Signal, Closed Circuit Relay, Clutch 2 For All Wheel Drive, Clutch Actuator Value, Clutch Valve 2 For Four-Wheel Drive, Clutch Valve For Four-Wheel Drive, CNG Tank Shutoff Valve 1 VW Common Control State, CNG Tank Shutoff Valve 1, CNG Tank Shutoff Valve 2 VW Common Control State, CNG Tank Shutoff Valve 2, CNG Tank Shutoff Valve 3 VW Common Control State, CNG Tank Shutoff Valve 3, CNG Tank Shutoff Valve 4 VW Common Control State, CNG Tank Shutoff Valve 4, CNG Tank Shutoff Valve VW Common Control State 3, Cold Air Flap Control Motor Front, Cold Start Injector VW Common Control State, Combustion Air Blower, Combustion Blower Test Control Value On Off, Combustion-Air Blower, Comfort Closing, Comfort Opening, Comp For Multi Contour St Psgr Sd Actuation Tst Ctrl Value, Comp Multi Contour St Dr Sd Actuation Tst Ctrl Val, Comp Multi Contour St Pass Sd Actuation Tst Ctrl Val, Compass Control Value On Off, Compass Control Value, Compass Display, Complete Test Of ECU Valves And Pump Motor Control Value On OFF, Compression Test, Compressor (driver Side Multi-Contour Seat), Compressor (passenger Side Multi-Contour Seat), Compressor Air Recirculation Valve VW Common Control State, Compressor Circulation Bypass Valve VW Common Control State, Compressor Control Flap, Compressor For Multi Contour St Dr Sd Actuation Test Ctrl Value, Compressor Level Control Relay, Compressor Run-In/Cooling Check, Cont Sensrs Exrior Dor

Handl Diag Ctrl Val, Contact Sensors For Exterior Door Handle Diagnosis Ctrl Value, Contour Lighting Of Dashboard Test Control Value, Contour Lighting Of Multimedia System Op Unit Test Ctrl Value, Contour Lightng Multimedia Sys Op Tst Ctrl Val, Control for two-wheel and handbrake VW Com Ctrl St, Control Head Function Lamp (Activation), Control KL 30G Control Value, Control Lamp Button Load Profile, Control lamp For belt warning, Control lamp for brake pad, Control lamp For dual-circuit and handbrake system, Control lamp for fuel reserve, Control lamp for oil level, Control lamp for oil pressure, Control lamp for overheating, Control lamp For parking brake, Control lamp for pre-glow time, Control lamp for wash water shortage, Control Line For Dynamic Flashing Light Test Control Value, Control Module Cooling Fan, Control Motor For Air Dist Rear Left Test Ctrl Value On Off, Control Motor For Air Dist Rear Right Test Ctrl Value On Off, Control Motors For Design Covers Test Control Value, Control Position Confirmation, Control Position Front Left, Control Position Front Right, Control Position Rear Left, Control Position Rear Right, Control Supply Voltage Vip, Control Unit Cooling Fan Control Value On Off, Control Unit For Fragrancing System Test Control Value, Control Valve Coolant Pump VW Common Control State, Control Valve Rear Axle Control Value On OFF, Control Wheel Pressure Wheel Pressure, Control Wheel Pressure Wheel, Convenience And Dr Assist Op Unit 2 Lvl Ind Lmp Test Ctrl Value, Convenience And Dr Asst Op 2 Lvl Ind Lmp Tst Ctrl Val, Convertible Roof Actuation Motor 2 Test Control Value On Off, Convertible Roof Box Lid Lock Motor Control Value On Off, Convertible Roof Box Lid Lock Motor, Convertible Roof Close Control Value On Off, Convertible Roof Flap Motor Control Value On Off, Convertible Roof Lock Motor Control Value On Off, Convertible Roof Lock Motor, Convertible Roof Motor Test Control Value On Off, Convertible Roof Open Control Value On Off, Convertible Roof Operation Warning Lamp, Convertible Top Compartment Tray Motor Control Value On Off, Convertible Top Compartment Tray Motor, Convr Roof Actuation Hydra Pmp Rel 2 Ctrl Val On Off, Convr Roof Actuation Hydra Pmp Rel 2 VW Com Ctrl St, Convr Roof Actuation Hydra Pmp Rel Ctrl Val On Off, Convr Roof Actuation Hydra Pmp Rel VW Com Ctrl St, Cool Pmp For Lo Temp Circuit Act Tst Inp O-P Ctrl Parameter, Cool Pmp Lo Temp Cir Act Tst Ctrl Val On Off, Cool Pmp Lo Temp Cir Act Tst VW Com Ctrl St, Cool Pump For Lo Temp Circuit Actuator Test Ctrl Value On Off, Cool Pump For Lo Temp Circuit Actuator Test VW Com Ctrl State, Coolant Change Over Valve 3 Test Control Value On Off, Coolant Change Over Valve 5 Test Control Value On Off, Coolant Circuit Switching Valve, Coolant Circulation Pump 2 Test Control Value On Off, Coolant Circulation Pump 2 Test Input Output Control Parameter, Coolant Circulation Pump 2, Coolant Circulation Pump 3 Control Value On Off, Coolant Circulation Pump 3 Input Output Control Parameter, Coolant Circulation Pump 3 VW Common Control State, Coolant Circulation Pump 3, Coolant Circulation Pump 4 Actuator, Coolant Circulation Pump 4 Position, Coolant Circulation Pump Control Value 1, Coolant Circulation Pump Control Value On Off, Coolant Circulation Pump Control Value, Coolant Circulation Pump Input Output Control Parameter, Coolant Circulation Pump, Coolant Fan Control Circuit 1, Coolant Fan Control Module, Coolant Fan, Coolant Pump Control Circuit, Coolant Pump Control HV Batterie Pump Duty, Coolant Pump Switching Valve, Coolant Pump, Coolant Pump, Charge Air Cooler, Coolant Relay High-Output Preheating, Coolant Relay Low-Output Preheating, Coolant Rotary Valve VW Common Control State, Coolant Shut-Off Valve Control Value On Off, Coolant Shut-Off Valve Control Value, Coolant Shut-Off Valve VW Common Control State, Coolant Shut-Off Valve, Coolant Temperature Gauge, Coolant Valve 1 Test Control Value On Off, Coolant Valve 2 Test Control Value On Off, Coolant Valve 3 Test Control Value On Off, Coolant Valve 4 Test Control Value On Off, Coolant Valve 5 Test Control Value On Off, Coolant Valve 6 Test Control Value On Off, Coolant Valve 7 Test Control Value On Off, Coolant Valve Battery VW Common Control State, Coolant Valve For Cylinder Head VW Common Control State, Coolant Valve For Cylinder Head, Coolant Valve For Gearbox VW Common Control State, Coolant Valve For Gearbox, Coolant Valve Radiator VW Common Control State, Coolant Valve Radiator, Coolant Valve Test Control Value On Off, Cooler Fan Control, Cooling Circuit Control Valve, Cooling Fan 1 Control Circuit, Cooling Fan Control Circuit, Cooling Valve 1 Hi Voltage

Battery Cooling Valve1 Tar Position, Cooling Valve 1 Hybrid Batterie Cooling Valve1 Target Position, Cooling Valve 2 Hybrid Batterie Cooling Valve2 Target Position, Cooling Valve1 Hybrid Batterie Cooling Valve1 Target Position, Cooling Valve2 Hybrid Batterie Cooling Valve2 Target Position, Cooling Vlv 1 Hi V Bat Cooling Valve1 Tar Pos, Countersteering Check Control Value Torque Control, Countersteering Check Control Value Torque Control, Crankcase Breather Control Valve, Crankcase Breather Heater 1, Crankcase Ventilation Heater 1 VW Common Control State, Crankcase Ventilation Heater 1, Crankcase Ventilation Heater 2 VW Common Control State, Crankcase Ventilation Heater 3 VW Common Control State, Crankcase Ventilation Valve VW Common Control State, Crankcase Ventilation Valve, Crash Signal, Cruise Control Indicator Lamp Control Value, Cruise Control Indicator Lamp, Cruise Control Switch Illumination Bulb Control Value, Ctrl Mot Air Dist Rr Lt Tst Ctrl Val On Off, Ctrl Mot Air Dist Rr Rt Tst Ctrl Val On Off, Cup Holder Ambient Light, Cup Holder With Heater And Cooling Element Test Control Value, Current Reduced Laser Light Control Control Value, Curve Lighting Warning Light, Cutoff Valve 1 Refrigerant Test Input Output Control Parameter, Cutoff Valve 1 Refrigerant Test VW Common Control State, Cutoff Valve 1 Refrigerant Test, Cutoff Valve 2 Refrigerant Test Input Output Control Parameter, Cutoff Valve 2 Refrigerant Test VW Common Control State, Cutoff Valve 2 Refrigerant Test, Cutoff Warning Control Value Warning Level, Cutoff Warning Cutoff Level, Cylinder Deactivation Actuator 1 VW Common Control State, Cylinder Deactivation Actuator 2 VW Common Control State, Cylinder Deactivation Actuator 3 VW Common Control State, Cylinder Deactivation Actuator 4 VW Common Control State, Cylinder Head Coolant Valve, Damper Front Left (Hard), Damper Front Left (Soft), Damper Front Left Hard Control State, Damper Front Left Hard Control Value Weak Hard, Damper Front Left Weak Control Value Weak Hard, Damper Front Right (Hard), Damper Front Right (Soft), Damper Front Right Hard Control State, Damper Front Right Hard Control Value Weak Hard, Damper Front Right Weak Control Value Weak Hard, Damper Rear Left (Hard), Damper Rear Left (Soft), Damper Rear Left Hard Control State, Damper Rear Left Hard Control Value Weak Hard, Damper Rear Left Weak Control Value Weak Hard, Damper Rear Right (Hard), Damper Rear Right (Soft), Damper Rear Right Hard Control State, Damper Rear Right Hard Control Value Weak Hard, Damper Rear Right Weak Control Value Weak Hard, Damper Valve Current Front Left Control Value Current, Damper Valve Current Front Right Control Value Current, Damper Valve Current Rear Left Control Value Current, Damper Valve Current Rear Right Control Value Current, Dash Panel Vent Indicator Lamp Test Control Value, Dash Panel Vent Positioning Motor Test Control Value On Off, Daytime Run Light Deactive Tst Ctrl Val Can Sig, Daytime Run Light Deactive Tst Ctrl Val Ind Light, Daytime Running And Side Light Left 2 Test Control Value, Daytime Running And Side Light Left Led Test Control Value, Daytime Running And Side Light Left Test Control Value, Daytime Running And Side Light Right 2 Test Control Value, Daytime Running And Side Light Right Led Test Control Value, Daytime Running And Side Light Right Test Control Value, Daytime Running Light Left 2 Test Control Value, Daytime Running Light Left Test Control Value, Daytime Running Light Right 2 Test Control Value, Daytime Running Light Right Test Control Value, Daytime Running Light Test 2 Control Value, Daytime Running Lights Bulb 2 Left, Daytime Running Lights Bulb 2 Right, Daytime Running Lights Bulb Left, Daytime Running Lights Bulb Right, Daytime Running Lights LED Module Control Circuit Left, Daytime Running Lights LED Module Control Circuit Right, Daytime Running Lights Test Control Value, Daytimerunninglight Test Controlstate Data 2, Default Mode Control Value, Defined Segment Control Matrix Headlamp Left Control Value, Defined Segment Control Matrix Headlamp Left, Defined Segment Control Matrix Headlamp Right Control Value, Defined Segment Control Matrix Headlamp Right, Defrost Flap Control Motor, Defroster Button Indicator Light Test Control Value, Defroster Flap Control Motor Control Value On Off, Defroster Flap Control Motor Input Output Control Parameter, Defroster Flap Control Motor Setpoint, Defroster Flap Control Motor Sollwert, Defroster Flap Control Motor, Delayed Closing Indicator Light Test Control Value, Deploy Function Light Operating Button, Designlight Test Controlstate Data 2, Diesel Particle Filter Indicator Lamp,

Diesel Particulate Filter Indicator Lamp VW Common Ctrl State, Diesel Particulate Filter Indicator Lamp, Digital Mirror Device Left Supply Test Control Value, Digital Mirror Device Right Supply Test Control Value, Dimming Display Test Control Value, Dimming Interior Light Test Control Value, Dimming Left Static Cornering Lighting Control Value, Dimming Left Static Cornering Lighting Dimming Target Value, Dimming Lt Static Cornering Lighting Ctrl Value Dimming Target, Dimming Lt Static Corng Lightng Ctrl Val Dimming Tar, Dimming Right Static Cornering Lighting Control Value, Dimming Right Static Cornering Lighting Dimming Target Value, Dimming Rt Static Cornering Lighting Ctrl Value Dimming Target, Dimming Rt Static Corng Lightng Ctrl Val Dimming Tar, Dimming Terminal 58t Control Value On Off, Dimming Terminal 58T, Dipped Beam, Direction Indicator Left, Direction Indicator Right, Disengagement Clutch Actuator Test VW Common Control State, Disengagement Clutch Actuator Test, Display 1, Display and Operating Unit Front, Display For Lane Departure Warning Control Value, Display Road Sign In Dash Panel Insert Control Value, Display Road Sign In Dash Panel Insert, Display Test 1 Control Value Display, Display Test 1 Display, Display Test 2 Control Value Display, Display Test 2 Display, Display Test 3 Control Value Display, Display Test 5 Display, Display Test Ctrl Unit Dash Panel Insert Control Value Display, Display Test Retractable 1 Display State, Display Test Retractable 1 Retractable Display, Display Test Retractable 2 Display State, Display Test Retractable 2 Retractable Display, Display Test Selective Control Value, Display Test, Display Test, Text, Display Unit Adjustment 2 Test Control Value, Display Unit Adjustment Test Control Value, Display: Black Segments, Display: Red Segments, Door Ambient Lighting Front Left Test Control Value, Door Ambient Lighting Front Right Test Control Value, Door Ambient Lighting Rear Left Test Control Value, Door Ambient Lighting Rear Right Test Control Value, Door Condition Signal Test Control Value, Door Contour Lighting Front Left Test Control Value, Door Contour Lighting Front Right Test Control Value, Door Contour Lighting Rear Left Test Control Value, Door Contour Lighting Rear Right Test Control Value, Door Exterior Handle Switch Control Motor Test Control Value, Door Handle Control On, Door Illumination Front Actuation Time, Door Illumination Front Start Parameter, Door Illumination Rear Actuation Time, Door Illumination Rear Start Parameter, door knob electronics door behind right check, door knob electronics driver side check, door knob electronics passenger side check, Door Knob Electronics: Door Behind Left Check, Door Warning Light, Doors Not Closed Signal, Dosing Pump Test Control Value On Off, Dosing/Metering Pump, Double Bass Speaker 1 Front Left Control Value, Double Bass Speaker 1 Front Right Control Value, Double Bass Speaker 2 Front Right Control Value, Double Subwoofer Speaker 1 Control Value, Double Subwoofer Speaker 2 Control Value, Doubler Bass Speaker 2 Front Left Control Value, Dr Hazard Warn At Danger Coli Wt A Person Tst Ctrl Val, Dr Warn Disp Brk Booster Ctrl Val Advice Text Msg, Dr Warn Disp Brk Booster Ctrl Val Brk Sys Warn Lmp, Dr Warn Disp Brk Booster Ctrl Val OBD Stat Lmp, Dr Warn Disp Brk Booster Ctrl Val Warn Ind Lmp, Dr Warn Disp Brk Booster Ctrl Val Warn Text Msg, Dr Warning Disp Brake Booster Ctrl Value Advice Text Message, Dr Warning Disp Brake Booster Ctrl Value Brake Sys Warning Lamp, Dr Warning Disp Brake Booster Ctrl Value Warning Text Message, Driv.side Window Lifter, Closing, Driv.side Window Lifter, Opening, Drive Programm Indicator Light VW Common Control State, Driver Assistance Systems CAN-Extended Separator, Driver Hazard Warning At Danger Of Collision With A Person Test, Driver Side Multi-Contour Seat: Functional Test, Driver Warning Display Brake Booster Ctrl Value OBD Status Lamp, Driving Mode Switch, Driving School Acoustic Warning Test Control Value Can Signal, Drv Dynamics Reg Hi Pres Switch Valve 1 Ctrl Value On OFF, Drv Dynamics Reg Hi Pres Switch Valve 2 Ctrl Value On OFF, Drv Dynmcs Reg Hi Pres SW Vlv 1 Ctrl Val On Off, Drv Dynmcs Reg Hi Pres SW Vlv 1 VW Local Ctrl St, Drv Dynmcs Reg Hi Pres SW Vlv 2 Ctrl Val On Off, Drv Dynmcs Reg Hi Pres SW Vlv 2 VW Local Ctrl St, Drv School Acs Warn Tst Ctrl Val Ind Light, Drv School Acs Warn Tst Ctrl Val Sup V, Drv School FW Illum Tst Ctrl Val Can Sig, Drv School FW Illum Tst Ctrl Val FW Illum, Drv School FW Illum Tst Ctrl Val Ind Light, Drv School Rem Ctrl Ind Light Tst Ctrl Val Lo Beam Tst, Drv School Rem Ctrl Ind Light Tst Ctrl Val Main Beam Tst, Drv School Rem Ctrl Ind Light Tst Ctrl Val

Turn Signals Lt Tst, Ds Belt Buckle Illumination, DTC 01486 ESP Function Test, Dynamic Cornering Light: Adjust to Steering Angle Dependent Pos, Dynamic Cornering Light: Adjusting to Center Position, Dynamic Cornering Light: Adjusting to Inner Position, Dynamic Cornering Light: Adjusting to Outer Position, Dynamic Cornering Light: Position Left, Dynamic Cornering Light: Position Right, Dynamic Headlight Range Control Test Control Value, Dynamic Light Function Test Control Value, Dynamic Test Actuationtime, Dynamic Test Control Value 1actuatorvalue, Dynamic Test Control Value 1ID Actuator, Dynamic Test Control Value 2actuatorvalue, Dynamic Test Control Value 2ID Actuator, Dynamic Test Control Value 2idactuator, Dynamic Test Control Value 3actuatorvalue, Dynamic Test Control Value 3ID Actuator, Dynamic Test Control Value 3idactuator, Dynamic Test Control Value 4actuatorvalue, Dynamic Test Control Value 4ID Actuator, Dynamic Test Control Value 4idactuator, Dynamic Test Control Value Actuationtime, Dynamic Test Control Value Waitingtime, Dynamic Test Watingtime, ECM/PCM Power Relay, ECM-PCM Power Relay VW Common Control State, ECM-PCM Power Relay, Egr Bypass Solenoid Valve, EGR Cooler Bypass Valve 2, EGR Cooler Bypass Valve, Egr Cooler Coolant Pump, EGR Cooler Pump, Egr Cooling Coolant Pump, Egr Cooling Switching Valve 2, Egr Cooling Switching Valve, EGR Low Temperature Cooling Water Pump, EGR Valve 1, EGR Valve Cooler Bypass Valve VW Common Control State, EGR Valve Cooler Bypass Valve, Elec Air Cond Comp Tst VW Com Ctrl St, Elec Air Conditioner Compressor Test Inp Output Ctrl Parameter, Elec Hi Temp Cool Pmp VW Com Ctrl St, Elec Water Pmp EGR Lo Temp Cooling VW Com Ctrl St, Elec Water Pump For EGR Lo Temp Cooling VW Common Ctrl State, Electr. Vacuum Pump (brake), Electric Aux. Fuel Pump Relay, Electric Coolant Pump 2 VW Common Control State, Electric Coolant Pump 2, Electric Coolant Pump VW Common Control State, Electric Coolant Pump, Electric Fuel Pump Control Unit, Electric Fuel Pump Relay, Electric Fuel Pump, Electric Machine Bypass Valve, Electrical Air Conditioner Compressor Test Control Value On Off, Electrical Catalyst Heater Actuator Test VW Common Ctrl State, Electrical Fuel Pump 2 VW Common Control State, Electrical Fuel Pump VW Common Control State, Electrical Fuel Pump, Electrical High Temperature Coolant Pump VW Common Ctrl State, Electrical High Temperature Coolant Pump, Electrical Low Temperature Coolant Pump VW Common Control State, Electrical Thermostat, Electrically Adjustable Steering Column Test Control Value, Electronic Roof Control Without Conditions Position, Electronic Roof Position Control Position, EMC Mode Flap Control Motors Test Control Value On Off, EMC Mode Flap Control Motors Test VW Common Control State, EMC Mode Flap Control Motors Test, EMC Mode Flap Ctrl Motors Test Input Output Control Parameter, Emc Test Mode, Emergency Brake Signal Control State, Emergency Brake Signal Control Value On OFF, Emergency Brake Signal VW Local Control State, Emergency Call Establishment Test Control Value, Emergency Call System: Functional Test, Emergency Call System: Loudspeaker, Emergency Call System: Manual Emergency Call, Emergency Flashers Control Lamp, Emergency Flashers Indicator Lamp, Emission Warning Lamp (MIL), Enabling For External Systems Test Control Value, Energize Power-Latch Control Value Direction Of Movement, Energize Power-Latch Direction, Eng Cool Pmp Charged Air Cooling VW Com Ctrl St, Eng Sound Generation Tst Tone Ctrl Val Chn Selcn, Eng Sound Generation Tst Tone Ctrl Val Frequence Tone Selcn, Eng Sound Generation Tst Tone Ctrl Val Frequence Tone Selection, Eng Sound Generation Tst Tone Ctrl Val Vol Selcn, Engine Compartment Fan 2 Control VW Common Control State, Engine Compartment Fan Control VW Common Control State, Engine Compartment Light, Engine Component Current Supply Relay 2 VW Common Control State, Engine Component Relay, Engine Components Voltage Supply Relay, Engine Cool Pump 2 For Charged Air Cooling VW Common Ctrl State, Engine Cool Pump For Charged Air Cooling VW Common Ctrl State, Engine Coolant Pump For Charged Air Cooling, Engine Coolant Pump Relay, Engine Cutoff Speed VW Common Control State, Engine Mount 1 Control Value, Engine Mount 1 VW Common Control State, Engine Mount 1, Engine Mount 2 Control Value, Engine Mount 2 VW Common Control State, Engine Mount 2, Engine Mount VW Common Control State, Engine Mount. Sol. Valve, Left, Engine Mount. Sol. Valve, Right, Engine Mounting Control 1, Engine

Mounting Control 2, Engine Mounting Control, Engine Mounting, Engine Oil Cooler Valve VW Common Control State, Engine Oil Pump, Bypass Sol.Valve, Engine Overheating Warning Lamp, Engine Sound Generation Test Tone Ctrl Value Channel Selection, Engine Sound Generation Test Tone Ctrl Value Volume Selection, Engine Temp. Regulation Actuator, Engine Temperature Regulation Actuator VW Common Control State, Engine Temperature Regulation Actuator, Enrgy Consumer Switchoff Ctrl Val Cen Lck Rr Rt, Entry And Start Authorisation Aerials Diagnosis Control Value, Entry Exit Scan At Back Control Cyclic On Off Time, Entry Exit Scan At Back Timeparameter, Entry Exit Scan At Back, Entry Exit Scan At Driver Door Control Cyclic On Off Time, Entry Exit Scan At Driver Door Timeparameter, Entry Exit Scan At Driver Door, Entry Exit Scan At Passenger Door Control Cyclic On Off Time, Entry Exit Scan At Passenger Door Timeparameter, Entry Exit Scan At Passenger Door, Entry Light Rear Test Control Value Side Selection, Entry Light Rear Test Control Value Start Parameter, Entwicklerstellglied 01 IO Control Option OBD Status Lamp, Environment Illumination Test Control Value, EOL Charge Motion Valves VW Common Control State, EOL Exhaust Gas Turbochargers VW Common Control State, EOL Throttle Valves VW Common Control State, Error Check Control Value On Off, Error Lamp, Error Text Output, Erweiterte Stellglieddiagnose ABS Pump Motor (2), Erweiterte Stellglieddiagnose ABS Pump Motor, Erweiterte Stellglieddiagnose Front Left ABS Inlet Valve (2), Erweiterte Stellglieddiagnose Front Left ABS Inlet Valve, Erweiterte Stellglieddiagnose Front Left ABS Outlet Valve (2), Erweiterte Stellglieddiagnose Front Left ABS Outlet Valve, Erweiterte Stellglieddiagnose Front Right ABS Inlet Valve (2), Erweiterte Stellglieddiagnose Front Right ABS Inlet Valve, Erweiterte Stellglieddiagnose Front Right ABS Outlet Valve (2), Erweiterte Stellglieddiagnose Front Right ABS Outlet Valve, Erweiterte Stellglieddiagnose Rear Left ABS Inlet Valve (2), Erweiterte Stellglieddiagnose Rear Left ABS Inlet Valve, Erweiterte Stellglieddiagnose Rear Left ABS Outlet Valve (2), Erweiterte Stellglieddiagnose Rear Left ABS Outlet Valve, Erweiterte Stellglieddiagnose Rear Right ABS Inlet Valve (2), Erweiterte Stellglieddiagnose Rear Right ABS Inlet Valve, Erweiterte Stellglieddiagnose Rear Right ABS Outlet Valve (2), Erweiterte Stellglieddiagnose Rear Right ABS Outlet Valve, Erweiterte Stellglieddiagnose TC ISO 1 Valve (2), Erweiterte Stellglieddiagnose TC ISO 1 Valve, Erweiterte Stellglieddiagnose TC ISO 2 Valve (2), Erweiterte Stellglieddiagnose TC ISO 2 Valve, Erweiterte Stellglieddiagnose TC Supply 1 Valve (2), Erweiterte Stellglieddiagnose TC Supply 1 Valve, Erweiterte Stellglieddiagnose TC Supply 2 Valve (2), Erweiterte Stellglieddiagnose TC Supply 2 Valve, ESP Road Test, ESP Test, ESP-Data (Brake), ESP-Data (Variants), Evap Actuation, Evap Ems Sys Leak Det Pmp VW Com Ctrl St, Evap Ems Sys Leak Det Vlv VW Com Ctrl St, EVAP Leak Detection Pump Sense Circuit, Evap Purge Valve 2 VW Common Control State, Evap Purge Valve 2, EVAP System Purge Control Valve, Evap.Emission Control Regen.Valve, Evaporative Emission System Leak Det Pump VW Common Ctrl State, Evaporative Emission System Leak Det Valve VW Common Ctrl State, Evaporative Emission System Leak Detection Pump, Evaporative Emission(EVAP)Canister Purge Regulator Valve, Ex Gas Recirculation Cooler Bypass Valve 2 VW Common Ctrl State, Example Input Output Identifier Controlstate, Exhaust Gas Flap VW Common Control State, Exhaust Gas Flap, Exhaust Gas Turbocharger 1 VW Common Control State, Exhaust Gas Turbocharger 1, Exhaust Gas Turbocharger 2 VW Common Control State, Exhaust Gas Turbocharger 2, Exh. Gas Treatment Scr Heating 2, Exh. Gas Treatment Scr Heating 3, Exh. Supercharger Recirc. Valve, Exhaust Camsh.control Sol. Valve, Exhaust Camsh.timing Control(b1), Exhaust Camsh.timing Control(b2), Exhaust Flap Actuator, Exhaust Flap Control Motor, Exhaust Gas Flap 2 VW Common Control State, Exhaust Gas Flap 2, Exhaust Gas Flap 3 VW Common Control State, Exhaust Gas Flap 3, Exhaust Gas Flap, Exhaust Gas Recirculation Cooler Switch-Over Valve, Exhaust Gas Recirculation Cooling Switch-Over Valve, Exhaust Gas Recirculation Valve 1 VW Common Control State, Exhaust Gas Recirculation Valve 1, Exhaust Gas Recirculation Valve 2 VW Common Control State, Exhaust Gas Recirculation Valve 2, Exhaust Gas Recirculation Valve 3 VW Common Control State, Exhaust Gas Recirculation Valve Cooler Bypass Valve, Exhaust Gas

Recirculation Valve, Exhaust Gas Treatm. Scr Injector, Exhaust Gas Treatment Scr Heating, Exhaust Gas Turbocharger 1, Exhaust Pressure Control Valve, Exhaust Turbocharger Cntrl. Valve, Exhaust-Gas Recirculat. Actuator, Exhaust-Gas Recirculat.actuator 1, Exhaust-Gas Recirculat.actuator 2, Exhaust-Gas Recirculation Valve, Exhaust-Gas Turbocharger Ecu 1, Extend Mirror, Extender Module Test Control Value, Exterior Ambient Lighting, Exterior Light Entire Test Control Value, Exterior Lighting, Exterior Mirror Automatic Dimming, External Audio Diagnosis Test, Fail Safe Light Test Control Value, FAN 1 2 Test Controlstate Data 2, Fan 1 Control Circuit, FAN 1 Test Controlstate Data 2, FAN 2 Test Controlstate Data 2, FAN 3 Test Controlstate Data 2, FAN 4 Test Controlstate Data 2, Fan After Run Relay VW Common Control State, Fan Control 1 Control Value On Off, Fan Control 1 Input Output Control Parameter, Fan Control 1 VW Common Control State, Fan Control 1, Fan Control 2 Control Value On Off, Fan Control 2 Input Output Control Parameter, Fan Control 2 VW Common Control State, Fan Control 2, Fan Control Relay Level 1 VW Common Control State, Fan Control Relay Level 2 VW Common Control State, Fan Control Relay Test Control Value On Off, Fan Control, Fill Pressure Lines, Fläche Mittelkonsole Hinten Links Control Value, Fläche Mittelkonsole Hinten Rechts Control Value, Fläche Mittelkonsole Vorne Links Control Value, Fläche Mittelkonsole Vorne Rechts Control Value, Flame Monitor/glow Element Unit, Flap Def FL Intervallbetrieb, Flap Def FL Klappenposition, Flap Dif Mid FL Intervallbetrieb, Flap Dif Mid FL Klappenposition, Flap Dif Mid FR Intervallbetrieb, Flap Dif Mid FR Klappenposition, Flap Distrib BL Intervallbetrieb, Flap Distrib BL Klappenposition, Flap Distrib BR Intervallbetrieb, Flap Distrib BR Klappenposition, Flap Floor FL Intervallbetrieb, Flap Floor FL Klappenposition, Flap Floor FR Intervallbetrieb, Flap Floor FR Klappenposition, Flap Head Up Display Test Control Value, Flap Lim BL Intervallbetrieb, Flap Lim BL Klappenposition, Flap Lim BR Intervallbetrieb, Flap Lim BR Klappenposition, Flap Mid BL Intervallbetrieb, Flap Mid BL Klappenposition, Flap Mid BR Intervallbetrieb, Flap Mid BR Klappenposition, Flap Mid FL Intervallbetrieb, Flap Mid FL Klappenposition, Flap Mid FR Intervallbetrieb, Flap Mid FR Klappenposition, Flap Pers Mid BLH Intervallbetrieb, Flap Pers Mid BLH Klappenposition, Flap Pers Mid BLV Intervallbetrieb, Flap Pers Mid BLV Klappenposition, Flap Pers Mid BRH Intervallbetrieb, Flap Pers Mid BRH Klappenposition, Flap Pers Mid BRV Intervallbetrieb, Flap Pers Mid BRV Klappenposition, Flap Pers Mid FLH Intervallbetrieb, Flap Pers Mid FLH Klappenposition, Flap Pers Mid FLV Intervallbetrieb, Flap Pers Mid FLV Klappenposition, Flap Pers Mid FRH Intervallbetrieb, Flap Pers Mid FRH Klappenposition, Flap Pers Mid FRV Intervallbetrieb, Flap Pers Mid FRV Klappenposition, Flap Pers Side FLH Intervallbetrieb, Flap Pers Side FLH Klappenposition, Flap Pers Side FLV Intervallbetrieb, Flap Pers Side FLV Klappenposition, Flap Pers Side FRH Intervallbetrieb, Flap Pers Side FRH Klappenposition, Flap Pers Side FRV Intervallbetrieb, Flap Pers Side FRV Klappenposition, Flap Ram Air FL Intervallbetrieb, Flap Ram Air FL Klappenposition, Flap Recirc B Intervallbetrieb, Flap Recirc B Klappenposition, Flap Recirc F Intervallbetrieb, Flap Recirc F Klappenposition, Flap Side FL Intervallbetrieb, Flap Side FL Klappenposition, Flap Side FR Intervallbetrieb, Flap Side FR Klappenposition, Flap Temp BL Intervallbetrieb, Flap Temp BL Klappenposition, Flap Temp BR Intervallbetrieb, Flap Temp BR Klappenposition, Flap Temp FL Intervallbetrieb, Flap Temp FL Klappenposition, Flap Temp Floor FL Intervallbetrieb, Flap Temp Floor FL Klappenposition, Flap Temp Floor FR Intervallbetrieb, Flap Temp Floor FR Klappenposition, Flap Temp FR Intervallbetrieb, Flap Temp FR Klappenposition, Flap Temp Mid B Intervallbetrieb, Flap Temp Mid B Klappenposition, Flashing Lights Front Test Control Value, Flashing Lights Rear Test Control Value, Floor Panel Fan Test Control Value, Fog Light Left Test Control Value, Fog Light Rear Test Control Value, Fog Light Right Test Control Value, Fog Light Test Control Value Side Selection, Fog Light Test Control Value Start Parameter, Fog Light, Left, Fog Light, Right, Fog Lights Rear Left, Fog Lights Rear Right, Fog Lights Rear, Fog Lights, Fog-Lamps Bulb Left, Fog-Lamps Bulb Right, Footrest Adjustment Test Control Value, Footwell Flap Control Motor Left, Footwell Flap Control Motor Right, Footwell Flap Positioning Motor Actuation Control Value On Off, Footwell Illumination Front Test Control Value, Footwell

Illumination Multicolor Control Value, Footwell Illumination Rear Test Control Value, Footwell Light Test Control Value, Footwell Lighting Rear Left, Footwell Lighting Rear Right, Footwell Lights Front, Footwell Lights Rear, Footwell Lights, Footwell Vent Positioning Motor Rear, Force FB Accelerator Pedal Low Version VW Common Ctrl State, Force Feedback Accelerator Pedal 3, Force Feedback Accelerator Pedal Control Value Function, Force Feedback Accelerator Pedal Control Value Position, Force Feedback Accelerator Pedal VW Common Control State 3, Force Feedback AP Low Version, Foreign Object Detection Test Control Value, Fr Wash Pmp Ctrl Heat Wip Arms Tst Ctrl Val, Fr.left Damper Adj.val.curr. Hard, Fr.left Damper Adj.val.curr. Soft, Fr.right.damper Adj.val.curr. Hard, Fr.right.damper Adj.val.curr. Soft, Fresh Air - Air Recirculation - Air Flow Flap Ctrl Mot Sollwert, Fresh Air Blower Activation, Fresh Air Blower Front, Fresh Air Blower Rear Tension, Fresh Air Blower, Fresh Air Flap Positioning Motor Control Value On Off, Fresh/circulating Air Flap, Front Acoustic Signal Frequency, Front Acoustic Signal Volume, Front Air Distr. Flap Ctrl. Motor, Front Axle Damper Ventilation/Bleeding, Front Axle Damper Ventilation/Filling, Front Axle Torque Request, Front Centre Console Ambient Light 1, Front DS Door Trim Ambient Light., Front Fog Lights, Front Footwell Lighting, Front Fresh Air Blower, Front Left ABS Inlet Valve Control Value On OFF, Front Left ABS Inlet Valve Front Left ABS Inlet Valve, Front Left ABS Inlet Valve VW Local Control State, Front Left ABS Outlet Valve Control Value On OFF, Front Left ABS Outlet Valve VW Local Control State, Front Left Abs Solenoid Valve, Front Left Air Spring Valve, Front Left Loudspeaker Control Value, Front Left Turn Signal Indicator Lamp 2, Rear Left Indicator La, Front Lid Release Motor Control Value, Front Parking Aid Loudspeaker Control Value, Front Parking Aid Loudspeaker VW Common Control State, Front Parking Aid Loudspeaker, Front Parking Aid Warning Buzzer, Front PS Door Trim Ambient Light., Front Right ABS Inlet Valve Control Value On OFF, Front Right ABS Inlet Valve Front Right ABS Inlet Valve, Front Right ABS Inlet Valve VW Local Control State, Front Right ABS Outlet Valve Control Value On OFF, Front Right ABS Outlet Valve VW Local Control State, Front Right Abs Solenoid Valve, Front Right Air Spring Valve, Front Right Loudspeaker Control Value, Front Right Turn Signal Indicator Lamp 2, Rear Right Indicator, Front Sunroof: Close/Lower, Front Sunroof: Open/Raise, Front Washer Pump Control Unit Front Washing Test Control Value, Front Washer Pump Ctrl Unit Heat Wiper Arms Test Control Value, Front Washing Test Control Value, Front Wiper Service Mode/Position, Front Wiper Tear Wiping, Front-Passenger Airbag Indicator Lamp (off), Frs Air - Air Recirculation - Air Flow Flap Ctrl Mot Inp O-P Co, Frs Air - Air Recirculation - Air Flow Flap Ctrl Mot Setpoint, Frs./air Rec/air Flw.fl.ctrl.mot., Fuel Cooling Relay, Fuel Evap. Shutoff Valve, Fuel Evaporation Shutoff Valve, Fuel Evaporation/Regeneration Valve, Fuel Heating Element Actuation Test Control Value On Off, Fuel Injector 1, Fuel Injector 2, Fuel Injector 3, Fuel Injector 4, Fuel Level Display, Fuel Metering Pump, Fuel Metering Unit VW Common Control State, Fuel Metering Valve, Fuel Pre-Heating Heater, Fuel Pressure Control Valve, Fuel Pressure Reduction, Fuel Pressure Regulation, Fuel Pressure Regulator 2 VW Common Control State, Fuel Pressure Regulator 2, Fuel Pressure Regulator Diesel VW Common Control State, Fuel Pressure Regulator Diesel, Fuel Pressure Regulator Valve, Fuel Pressure Regulator VW Common Control State, Fuel Pressure Regulator, Fuel Pump Electronics Signal Line, Fuel Pump Relay Control Circuit, Fuel Pump Relay Control Test Control Value On Off, Fuel Pump Relay VW Common Control State, Fuel Pump Relay, Fuel Pump, Fuel Quantity Control Valve, Fuel Quantity Solenoid Valve, Fuel Tank Breather Valve: Actuation, Fuel Tank Cap: Lock, Fuel Tank Cap: Unlock, Fuel Tank Flap Lock Control Value, Fuel Tank Flap Unlock Control Value, Fuel Tank Isolation Valve VW Common Control State, Fuel Tank Isolation Valve, Fuel Tank Vent Valve VW Common Control State, Fuel Tank Vent Valve, Fun Lmp Autohold Btn Fun Lmp Autohold Btn, Fun Lmp Park Brk Btn Fun Lmp Park Brk Btn, Function Lamp For Autohold Button Fun Lamp For Autohold Button, Function Lamp For Autohold Button, Function Lamp Parking Brake Button, Function Lamps (Deactivation), Function Lmp For Autohold Btn IO Ctrl Opt Fun Lmp For Autohold, Function Lmp Parking Brake Button Fun Lmp Parking Brake Button, Function Lmp PK Brk Button IO Ctrl Opt Fun Lmp PK Brk Button, Function Test (w/o Reverse

Gear), Function Test All Valves Control Value On Off, Function Test All Valves Input Output Control Parameter, Function Test Ebkv Stage, Functional Illuminat One Test Control Value, Functional Illuminat Two Test Control Value, Further Function Lights, FV Safe State Simulation Control Value, Gear Oil Coolant Pump VW Common Control State, Gear Oil Coolant Pump, Gear Oil Cooling Valve Close Control Value, Gear Oil Cooling Valve Open Control Value, Gear Oil Cooling Valve Open VW Common Control State, Gear Selection Value 1, Gear Selection Value 2, Gear Selection Value 3, Gearbob Hydraulic Pump, Gearbox Coolant Valve, General Inp O-P Tst Ctrl Val Veh Veloc Sig Tst, General Input Output Test Control Value Output 01, General Input Output Test Control Value Output 02, General Input Output Test Control Value Output 03, General Input Output Test Control Value Output 04, General Input Output Test Control Value Output 05, General Input Output Test Control Value Output 06, General Input Output Test Control Value Output 07, General Input Output Test Control Value Output 08, General Input Output Test Control Value Output 09, General Input Output Test Control Value Output 10, General Input Output Test Control Value Output 11, General Input Output Test Control Value Output 12, General Input Output Test Control Value Output 13, General Input Output Test Control Value Output 14, General Input Output Test Control Value Output 15, General Input Output Test Control Value Output 16, General Input Output Test Control Value Output 17, General Input Output Test Control Value Output 18, General Input Output Test Control Value Output 19, General Input Output Test Control Value Output 20, General Input Output Test Control Value Output 21, General Input Output Test Control Value Output 22, General Input Output Test Control Value Output 23, General Input Output Test Control Value Pullup Resistor, Generator: Speci?ed Generator Voltage 10.6 V, Generator: Speci?ed Generator Voltage 15.0 V, Glove Comp Lck Mot Tst Ctrl Val Mot Ctrl, Glove Compartment Locking Motor Test Control Value On Off, Glovebox Unlocking Motor, Glow Control Unit 1, Glow Control Unit 2, Glow Plug Control Module 1 VW Common Control State, Glow Plug Control Module 1, Glow Plug Control Module 2 VW Common Control State, Glow Plug Control Module, Glow Plug Indicator Light, Glow Plug Pre-Heat Indicator, Glow Plug Relay, Glow-Plug with Flame Monitoring, GNSS Receiver Restart Control Value, Gong, Gradual Rear Lid Closing, Gradual Rear Lid Opening, Green Function Lamp Control State, Green Indicator Lamp Control Value On Off, Green Indicator Lamp For Lane Departure Warning Control Value, Green Indicator Lamp For Lane Departure Warning, Green operating lamp, Haldex Trans Act Ctrl Val Haldex Trans Act, Hat Shelf Speaker, Hazard Warn Light SW Functional Illum Tst Ctrl Val, Hazard Warnng. System Indic. Lamp, Hazard Warning Light Switch Functional Illum Test Ctrl Value, Hazard Warning System Indicator Light Test Control Value, HDC Indicator Lamp, Head Restraint Adjustm. To Front, Head Restraint Upward Adjustment, Headlamp Cleaning System Relay, Headlamp Fan 1 Test Control Value, Headlamp Fan 2 Test Control Value, Headlamp Fans Test Control Value, Headlamp Left High Beam Segment Control Test Control Value, Headlamp Left Low Beam Segment Control Test Control Value, Headlamp Pos. Left Vert. Bottom, Headlamp Pos. Left Vert. Center, Headlamp Pos. Left Vert. Top, Headlamp Pos. Right Vert. Bottom, Headlamp Pos. Right Vert. Center, Headlamp Pos. Right Vert. Top, Headlamp Right High Beam Segment Control Test Control Value, Headlamp Right Low Beam Segment Control Test Control Value, Headlight Left Power Supply Test Control Value, Headlight Range Control: Adjusting to Delivery Position, Headlight Range Control: Adjusting to Lowered Position, Headlight Range Control: Adjusting to Raised Position, Headlight Range Control: Adjusting to Speci?ed Position, Headlight Right Power Supply Test Control Value, Headlight Washer Pump, Headlight Washer System, Headlight Washer Test Control Value, Headrest Adjustment Test Control Value, Headrest Height Adjustment Test Control Value, Headrest Longitudinal Adjustment Test Control Value, Heat Regulation Valve Left, Heat Regulation Valve Right, Heated Front Window Indicator Light Test Control Value, Heated Front Window Test Control Value, Heated Rear Window Activation, Heated Rear Window Indicator Light Test Control Value, Heated Rear Window Test Control Value, Heated Rear Window, Heated Seat Front Left, Heated Seat Front Right, Heated Seat Level 2 to 1 Reduction Time, Heated Seat Level 3 to 2 Reduction

Time, Heated Seat Thumb Wheel Temp Setting 2, Heated Seat Thumb Wheel Temp Setting 3, Heated Steering Wheel Activation Control Value, Heated Steering Wheel, Heated Steering Wheel, Activation Control Value LRH, Heated Steering Wheel, Activation, Heated Windscreen Relay Test Control Value, Heated Windshield, Heated Wiper Rack Test Control Value, Heated Wiper Rack Test Input Output Control Parameter, Heater Engine Coolant Blocking Valve, Heater Glow Plug Test Control Value On Off, Heating Element Door Test Control Value Heating Element 1 Door, Heating Element Door Test Control Value Heating Element 2 Door, Heating Support Pump VW Common Control State, Heating Support Pump, Heating Test Control Value, High Beam Test Control Value, High Beam, High Pressure Valve Rear Axle Control Value On OFF, High Voltage Heater Test Control Value On Off, High Voltage Heater Test Input Output Control Parameter, High Voltage Heater Test, High-Beam Headlight, Left, High-Beam Headlight, Right, Highbeam Test Controlstate Data 2, High-Beams Bulb Left, High-Beams Bulb Right, High-Output Coolant Preheat Relay, High-Pressure Inj. Valve (cyl. 1), High-Pressure Inj. Valve (cyl. 2), High-Pressure Inj. Valve (cyl. 3), High-Pressure Inj. Valve (cyl. 4), High-Pressure Inj. Valve (cyl. 5), High-Pressure Inj. Valve (cyl. 6), Highside Channel 1 Test Control Value, Highside Channel 2 Test Control Value, Highside Channel 3 Test Control Value, Highside Channel 4 Test Control Value, Highside Channel Test Control Value, Hill Descent Assist Indicator Light Test Control Value, Hill Hold Control (HHC), Hill Hold Control Button Led, Hill Hold Control Indicator Lamp, Horn Relay, Horn, Htd Str Wheel, Act Inp O-P Ctrl Parameter, Hv Batt. Charge Warning Lamp, Hv Batt.: Sv 1 Coolg.sys.opening, Hv Batt.: Sv 2 Coolg.sys.opening, Hv Batt.:sv 1 Cooling Sys.closing, Hv Batt.:sv 2 Cooling Sys.closing, Hv Batt.immediate Charging Button, HV Battery Charge/discharge Current, Hv Battery Coolant Pump, Hv Battery: Fan Actuation, Hv Battery: Vent Flap 1, Hv Battery: Vent Flap 2, Hv Charging Cable Indicator Lamp, Hv System: Auxiliary Coolant Pump, HVAC Test, Hyb EV Bat Pack Cool Ctrl Vlv A Tst Ctrl Val On Off, Hyb EV Bat Pack Cool Ctrl Vlv B Tst Ctrl Val On Off, Hyb EV Bat Pack Cool Ctrl Vlv B Tst Inp O-P Control Parameter, Hyb EV Bat Pack Cool Ctrl Vlv C Tst Ctrl Val On Off, Hyb EV Battery Pack Cool Ctrl Valve A Test Control Value On Off, Hyb EV Battery Pack Cool Ctrl Valve B Test Control Value On Off, Hyb EV Battery Pack Cool Ctrl Valve C Test Control Value On Off, Hydraulic Pump Hydraulic Pump, Idle Speed Adjustment Adjustment Value Idle Speed, Idle Speed Adjustment Nmot Sb Q10 8 Bits Calibration Data, Idle Speed Adjustment VW Common Control State, Ign Ky Withdrawal Lock, Act VW Com Ctrl St, Ignition Key Removal Lock, Illum Op And Disp Tst Ctrl Val On Off, Illum Op And Disp Tst VW Com Ctrl St, Illum Telephone Op Functional Illum Op, Illumination Control Value, Illumination Operating And Disp Unit Test VW Common Ctrl State, Illumination Operating And Display Unit Test Ctrl Value On Off, Illumination Periodic Signal Control Value, Illumination Selector Lever Position Display Unit Data, Illumination Telephone Operating Unit Control Value, Illumination Telephone Operating Unit, Illumination, Inclination Sensor Indicator Light, In-Cylinder Flow Flap, Ind Lamp For Start Stop Operation Or Elec Dr Test Ctrl Value, Ind Lamp In Electronic Parking Brake Button Ctrl Value On Off, Ind Lmp Electromechanical Park Brk Ind Lmp Electromechanical P, Ind Lmp Electromechanical Park Brk VW Com Ctrl St, Ind Lmp In Elec Park Brk Btn Ctrl Val On Off, Ind Lmp Malf Electromechani Park Brk Ind Lmp Malf Electromecha, Ind Lmp Malf Electromechanical Park Brk VW Com Ctrl St, Ind Lmp Rr Tilting Sunroof Tst Ctrl Val On Off, Ind Lmp Strt St Op Or Elec Dr Tst Ctrl Val, Indicator Lamp Auto Hold Control Value, Indicator Lamp Auto Hold Indicator Lamp Auto Hold, Indicator Lamp Auto Hold, Indicator Lamp For Hold Assist Control Value On OFF, Indicator Lamp Park Brake Button Control State, Indicator Light For Automated Driving Test Control Value, Indicator Light For Auxiliary Water Heating Test Control Value, Indicator Light For Engine Sound Generation Test Control Value, Indicator Light For Glow Control VW Common Control State, Indicator Light For Glow Control, Indicator Light For Steering Wheel Heater Test Control Value, Indicator Lmp For Electromechanical PK Brk Ind Lmp For Electrom, Indicator Lmp Malf Electromechanical PK Brk Ind Lmp Malf Electr, Indirect Ventilation Flap Control Motor, Indirect Ventilation Flap Motor Setpoint, Individ. Matrix Headlamp Segment, Individual Segment Control Matrix Headlamp Control Value,

Individual Segment Control Matrix Headlamp, Infrastructure Indicator Lights Test Control Value, Infrastructure Zmover Test Control Value, Injection Valve 1, Injection Valve 2, Injection Valve 3, Injection Valve 4, Injection Valve 5, Injection Valve 6, Injection Valve Cylinder 1, Injection Valve Cylinder 2, Injection Valve Cylinder 3, Injection Valve Cylinder 4, Injection Valve Cylinder 5, Injection Valve Cylinder 6, Injector Valve 1 VW Common Control State, Injector Valve 1, Injector Valve 10 VW Common Control State, Injector Valve 10B Actuator, Injector Valve 10B Position, Injector Valve 11 VW Common Control State, Injector Valve 11B Actuator, Injector Valve 11B Position, Injector Valve 12 VW Common Control State, Injector Valve 12B Actuator, Injector Valve 12B Position, Injector Valve 13 Actuator, Injector Valve 13 Position, Injector Valve 13B Actuator, Injector Valve 13B Position, Injector Valve 14 Actuator, Injector Valve 14 Position, Injector Valve 14B Actuator, Injector Valve 14B Position, Injector Valve 15 Actuator, Injector Valve 15 Position, Injector Valve 15B Actuator, Injector Valve 15B Position, Injector Valve 16 Actuator, Injector Valve 16 Position, Injector Valve 16B Actuator, Injector Valve 16B Position, Injector Valve 1B Actuator, Injector Valve 1B Position, Injector Valve 2 VW Common Control State, Injector Valve 2, Injector Valve 2B Actuator, Injector Valve 2B Position, Injector Valve 3 VW Common Control State, Injector Valve 3, Injector Valve 3B Actuator, Injector Valve 3B Position, Injector Valve 4 VW Common Control State, Injector Valve 4, Injector Valve 4B Actuator, Injector Valve 4B Position, Injector Valve 5 VW Common Control State, Injector Valve 5, Injector Valve 5B Actuator, Injector Valve 5B Position, Injector Valve 6 VW Common Control State, Injector Valve 6, Injector Valve 6B Actuator, Injector Valve 6B Position, Injector Valve 7 VW Common Control State, Injector Valve 7, Injector Valve 7B Actuator, Injector Valve 7B Position, Injector Valve 8 VW Common Control State, Injector Valve 8, Injector Valve 8B Actuator, Injector Valve 8B Position, Injector Valve 9 VW Common Control State, Injector Valve 9B Actuator, Injector Valve 9B Position, Injector Valve MPI 1 VW Common Control State, Injector Valve MPI 1, Injector Valve MPI 10 VW Common Control State, Injector Valve MPI 2 VW Common Control State, Injector Valve MPI 2, Injector Valve MPI 3 VW Common Control State, Injector Valve MPI 3, Injector Valve MPI 4 VW Common Control State, Injector Valve MPI 4, Injector Valve MPI 5 VW Common Control State, Injector Valve MPI 5, Injector Valve MPI 6 VW Common Control State, Injector Valve MPI 6, Injector Valve MPI 7 VW Common Control State, Injector Valve MPI 8 VW Common Control State, Injector Valve MPI 9 VW Common Control State, Inlet Camsh. Timing Control (b1), Inlet Camsh. Timing Control (b2), Inlet Camsh.control Solen. Valve, Inlet Valves Front Left ABS Inlet Valve, Inlet Valves Front Right ABS Inlet Valve, Inlet Valves IO Control Option Front Left ABS Inlet Valve, Inlet Valves IO Control Option Front Right ABS Inlet Valve, Inlet Valves IO Control Option Rear Left ABS Inlet Valve, Inlet Valves IO Control Option Rear Right ABS Inlet Valve, Inlet Valves Rear Left ABS Inlet Valve, Inlet Valves Rear Right ABS Inlet Valve, Inline Fuel Pump Relais VW Common Control State, Inline Fuel Pump Relays, Instrument Cluster Function Lamp (Activation), Instrument Cluster Lamp Test, Instrument Cluster Red Malfunction Lamp (Activation), Instrument Cluster Yellow Malfunction Lamp (Activation), Instrument Cluster: Contour Lighting, Instrument Lighting Test Control Value Klemme 58xs, Instrument Lighting Test Control Value Klemme 58xt, Instrument Lighting Test Control Value Start Parameter, Int Aerial 1 Entry And Strt Sys Diag Ctrl Val, Int Aerial 2 Entry And Strt Sys Diag Ctrl Val, Intake Air Control Valve, Intake Air Switch Solenoid Valve, Intake Man./in-Cyl. Flow Flap 2, Intake Manifold Flap, Intake Manifold Runner Flap VW Common Control State, Intake Manifold Runner, Intake-Man./in-Cylinder Flow Flap, Interior Aerial 1 For Entry And Start System Diag Ctrl Value, Interior Aerial 2 For Entry And Start System Diag Ctrl Value, Interior Ambient Lighting, Interior And Function Lighting, Interior Door Handle Illumination, Interior Illumination, Interior Light Deactivation Test Control Value Can Signal, Interior Light Deactivation Test Control Value Indication Light, Interior Light Dimming Test Control Value, Interior Lighting (Terminal 30), Interior Lighting, Interior Lights Dimming (Terminal 58d), Interior Lights Dimming, Interior Monitoring Indicator Light Test Control Value, Interior Monitoring Indicator Light, Interior Monitoring System Indicator Lamp, Interior Monitoring Vehicle Type, Interior Rear Light, Interior Temp Sensor Fan,

Internal Blower Control Control Value Fan Level, Internal Blower Control Control Value On Off, Internal Blower Control Fan Level, Internal Blower Control, locontrol Particle Filter Regen Pump VW Common Ctrl State, Ionisator Front Ionisator Aus-An, Ionisator Rear Ionisator Aus-An, Ioniser Test Control Value, Ionizer Test Control Value, Keyless Antennas: Access/start Authorization, Lamp For Signature Light Left Power Supply Test Control Value, Lamp For Signature Light Right Power Supply Test Control Value, Lamp Test, Lamps For Vent Illumination Test Control Value, Lane Change Assist Warning Lamp In Driver Side Exterior Mirror, Lane Change Assist Warning Lamp In Front Pass Side Ext Mirror, Lane Change Assist Warning Lamp Instrument Cluster, Lane Change Assist Warning Lamp, Lane Chng Asst Warn Lmp In Lt Extrior Mir Ctrl Val On Off, Lane Chng Asst Warn Lmp In Lt Extrior Mir Ctrl Val, Lane Chng Asst Warn Lmp In Rt Extrior Mir Ctrl Val, Lane Chng Asst Warn Lmp Inst Clus Ctrl Val, Lane Departure Warning Indicator, Lck Elec Act Ctrl Val Haldex Trans Act, Idle speed, Le. Dayt.driv./side Light Led Power Mod., Le. Lgt.distr.: Country Road Lgt., Le. Light Distr.: Light/dark Lim., Leak Detection Pump, LED Channel 1 Test Control Value, LED Channel 2 Test Control Value, LED Channel 3 Test Control Value, LED Channel 4 Test Control Value, LED Door Opening Alert Test Control Value, Led Headlamp Power Module Left Power Supply Test Control Value, Led Headlamp Power Module Right Power Supply Test Control Value, Led Wiper Switch, LED-Ring Of Adaptive Cruise Control, Left Cornering Light: Dimming, Left Daytime Driving Light Bulb 2, Left Daytime Driving Light, Left Daytime Driving/side Light, Left Footwell Flap Positioning Motor Control Value On Off, Left Head Area Heating, Left Indirect Ventilation Flap Motor Control Value On Off, Left Light Distr.: Motorway Light, Left Light Distr.: Urban Light, Left Main Beam Screen, Left Rear Light, Left Rear Upper Body Vent Motor Control Value On Off, Left Side 2nd Row Actuator Test Precrash Pretensioner, Left Side Actuator Test Precrash Pretensioner, Left Side Light/dayt. Driv. Light Bulb 2, Left Side Light: 1, Left Side Light: 2, Left Side Vent Motor Control Value On Off, Left Static Cornering Light, Left Temperature Flap Control Motor Control Value On Off, Left Temperature Flap Control Motor Setpoint, Left Temperature Flap Control Motor Sollwert, Left Temperature Flap Ctrl Motor Input Output Control Parameter, Left Valve For Engine Bearing, Left Window Defroster Flap Positioning Motor Ctrl Value On Off, Lens Heater Control Value, Level/Suspension Control Relay, Lft Light Distr.: Aut. Main Beam, License Plate Light, License-Plate Lights, Lift Sunroof, Light Control Module Left Power Supply Test Control Value, Light Control Module Right Power Supply Test Control Value, Light Dist Left Headlamp Ctrl Value Light Distribution Target, Light Dist Lt Headlamp Ctrl Val Light Dist Tar, Light Dist Lt Headlamp Light Dist Tar Val, Light Dist Right Headlamp Ctrl Value Light Distribution Target, Light Dist Rt Headlamp Ctrl Val Light Dist Tar, Light Dist Rt Headlamp Light Dist Tar Val, Light Dist Rt LED Headlamp Ctrl Val Light Dist Tar, Light Distribution Headlamp Control Value, Light Distribution Left Headlamp Control Value, Light Distribution Left Led Headlamp Control Value, Light Distribution Right Headlamp Control Value, Light Distribution Right Led Headlamp Control Value, Lighting/Illumination, LIN Heck-PTC Kanal A Control State, LIN Heck-PTC Kanal B Control State, Line diagnostics Control Value, LKL1 Actuator Diagnosis Control Value LED, LKL2 Actuator Diagnosis Control Value LED, Load Management, Loading Space Light Test Control Value, Lock Solenoids For Selector Lever Data, Logic Channel 1 Test Control Value, Logic Channel 2 Test Control Value, Loudspeaker Test Acoustic Loudspeaker Test Channel Selection, Loudspeaker Test Acoustic Test Frequency, Loudspeaker Test Acs Ctrl Val Loudspeaker Test Chn Selection, Loudspeaker Test, Low Beam Entire Control Value, Low Beam Lamp Left, Low Beam Lamp Right, Low Beam Re?ector Motor Left, Low Beam Re?ector Motor Right, Low Beam Shutter Left Test Control Value, Low Beam Shutter Right Test Control Value, Low Beam Shutter Test Control Value, Low Beams (Left/Right), Low Pressure EGR Exhaust Flap Actuator VW Common Control State, Low Pressure EGR Exhaust Flap Actuator, Lowbeam Test Controlstate Data 2, Lower Beam Left Test Control Value, Lower Beam Right Test Control Value, Lower Beam Test Control Value Side Selection, Lower Beam Test Control Value Start Parameter, Lower Beam Test Control Value, Lower Vehicle Front Left Control Value Onoff, Lower Vehicle Front Right Control Value Onoff, Lower

Vehicle Rear Left Control Value, Lower Vehicle Rear Right Control Value Onoff, Low-Output Coolant Preheat Relay, Lt B-Pillar And Footwell Shut Off Flap Motor Ctrl Value On Off, Lt B-Pillar And FW Shut Off Flap Mot Ctrl Val On Off, Lt Footwell Temperature Flap Positioning Mot Ctrl Value On Off, Lt FW Temp Flap Positioning Mot Ctrl Val On Off, Lt Win Defroster Flap Positioning Mot Ctrl Val On Off, Lug Comp Aerial Entry And Strt Sys Diag Ctrl Val, Lug Comp Emerg Rel Ind Lmp Tst Ctrl Val, Lug Compartment Aerial For Entry And Strt Sys Diag Ctrl Value, Luggage Compartment Illumination Front Test Control Value, Luggage Compartment Light Test Control Value, Lumbar Support Height Adjustment Test Control Value, Lumbar Support Height Adjustment Test Direction Of Movement, Lumbar Support Height Adjustment, Lumbar Support Lngitdnl Adj Tst Dir Movement, Lumbar Support Longit. Adjustment, Lumbar Support Longitudinal Adjustment Test Control Value, LWR Position Test Controlstate Data 2, Mag Clutch For Supercharger Air Gap Test VW Common Ctrl State, Magnetic Clutch For Air Condition Control Value, Magnetic Clutch For Air Condition Input Output Ctrl Parameter, Magnetic Clutch For Air Condition Setpoint, Magnetic Clutch For Air Condition VW Common Control State, Magnetic Clutch For Air Condition, Magnetic Clutch For Supercharger VW Common Control State, Magnetic Clutch For Supercharger, Main Beam Activation Control Value On Off, Main Beam Activation Control Value, Main Beam Activation, Main Beam Assist. Indicator Lamp, Main Beam Left Test Control Value, Main Beam Right Test Control Value, Main Beam Test Control Value Side Selection, Main Beam Test Control Value Start Parameter, Main Beam, Main Relay, Malfunction Indication Light, Malfunction Indicator Lamp VW Common Control State, Malfunction Indicator Lamp, Manoeuvre Light Request Control Value 1, Map Controlled Eng Cooling Sys Therm VW Com Ctrl St, Map Controlled Eng Cooling Sys Thermostat VW Common Ctrl State, Mass Control Valve Relay VW Common Control State, Mass Control Valve Relay, Matrix Headlamp Reference Segment, Matrixbeam Test Control Value, Maximum Cooling Output, Maximum Heat Output, Maximum Heater Output, Maximum Refrigerating Output, Mechanical System Display Unit 1, Microph. Signal Via Audio Output, Microphone Test, Midrange Speaker Front Left Control Value, Midrange Speaker Front Left, Midrange Speaker Front Right Control Value, Midrange Speaker Front Right, Midrange Speaker Front, Midrange Speaker Rear Left Control Value, Midrange Speaker Rear Left, Midrange Speaker Rear Right Control Value, Midrange Speaker Rear Right, Midrange/Woofer Loudspeaker Rear Left, Midrange/Woofer Loudspeaker Rear Right, Midrange/Woofer Loudspeaker Rear, Mirror Adjusting Motor, Mirror Adjustment Move Down Actuation Time, Mirror Adjustment Move Down Start Parameter, Mirror Adjustment Move Left Actuation Time, Mirror Adjustment Move Left Start Parameter, Mirror Adjustment Move Right Actuation Time, Mirror Adjustment Move Right Start Parameter, Mirror Adjustment Move Up Actuation Time, Mirror Adjustment Move Up Start Parameter, Mirror Adjustment Test Control Value, Mirror Dimming Control Value On Off, Mirror Dimming Control Value, Mirror Folding (In) Motors, Mirror Folding (Out) Motors, Mirror Folding Control Actuation Time, Mirror Folding Control Control Value, Mirror Folding Control Start Parameter, Mirror Folding Motor, Mirror Function Test, Mirror Heater, Mirror Heating Control Actuation Time, Mirror Heating Control Control Value, Mirror Heating Control Start Parameter, Mirror Heating, MMI Display Request, Temperature Driver, Mmi Display Temp. Setting Actuat., Motor Control Control Value Select Motor, Motor Flap For Frame Linkage, Motor To Open Rear Lid Window Control Value On Off, Motor To Open Rear Lid Window, Move Headlamp Horizontally Test Control Value, Move Headlamp Vertically Test Control Value, Move Left Headlamp Horizontally Control Value, Move Left Headlamp Horizontally Horizontal Target Positon, Move Left Headlamp Horizontally, Move Left Headlamp Vertically Control Value Vertical Position, Move Left Headlamp Vertically Control Value, Move Left Headlamp Vertically Vertical Positon, Move Left Headlamp Vertically, Move Lt Headlamp Horizontally Ctrl Val Horizontal Tar Pos, Move Lt Headlamp Horizontally Ctrl Val Horizontal Tar Position, Move Lt Headlamp Vertically In Mm Dev Vert Positon, Move Right Headlamp Horizontally Control Value, Move Right Headlamp Horizontally Horizontal Target Positon, Move Right Headlamp Horizontally, Move Right Headlamp Vertically Control Value

Vertical Position, Move Right Headlamp Vertically Control Value, Move Right Headlamp Vertically
Vertical Positon, Move Right Headlamp Vertically, Move Rt Headlamp Horizontally Ctrl Val
Horizontal Tar Pos, Move Rt Headlamp Horizontally Ctrl Val Horizontal Tar Position, Move Rt
Headlamp Vertically In Mm Dev Vert Positon, Multi Contour Seat Driver Side System Function Test
Ctrl Value, Multi Contour Seat Passenger Side System Fun Test Ctrl Value, Multi Contour St Dr Sd
Sys Fun Tst Ctrl Val, Multi Contour St Pass Sd Sys Fun Tst Ctrl Val, Multi Function Output 01 Flex
IO-Control State, Multi Function Output 02 Flex IO-Control State, Multi Function Output 03 Flex IO-
Control State, Multi Function Output 04 Flex IO-Control State, Multi Function Output 05 Flex IO-
Control State, Multi Function Output 06 Flex IO-Control State, Multi Function Output 07 Flex IO-
Control State, Multi Function Output 08 Flex IO-Control State, Multi Function Output 09 Flex
Control PWM Duty, Multi Function Output 09 Flex Control PWM Frequency, Multi Function Output
10 Flex Control PWM Duty, Multi Function Output 10 Flex Control PWM Frequency, Multi Function
Output 11 Flex Control PWM Duty, Multi Function Output 11 Flex Control PWM Frequency, Multi
Function Output 12 Flex Control PWM Duty, Multi Function Output 12 Flex Control PWM
Frequency, Multi Function Output 13 Flex Control PWM Duty, Multi Function Output 13 Flex
Control PWM Frequency, Multi Function Output 14 Flex Control PWM Duty, Multi Function Output
14 Flex Control PWM Frequency, Multi Function Output 15 Flex Control PWM Duty, Multi Function
Output 15 Flex Control PWM Frequency, Multi Function Output 16 Flex Control PWM Duty, Multi
Function Output 16 Flex Control PWM Frequency, Multi Function Output 17 Flex Control PWM
Duty, Multi Function Output 17 Flex Control PWM Frequency, Multi Function Output 18 Flex
Control PWM Duty, Multi Function Output 18 Flex Control PWM Frequency, Multi Function Output
19 Flex Control PWM Duty, Multi Function Output 19 Flex Control PWM Frequency, Multi Function
Output 20 Flex Control PWM Duty, Multi Function Output 20 Flex Control PWM Frequency, Multi
Function Output 21 Flex Control PWM Duty, Multi Function Output 21 Flex Control PWM
Frequency, Multi Function Output 22 Flex Control PWM Duty, Multi Function Output 22 Flex
Control PWM Frequency, Multi Function Output 23 Flex IO-Control State, Multi Function Output 24
Flex IO-Control State, Multi-Contour Seat Compressor, Multifunction Steering Wheel, Dimming,
Multimedia Operating Unit: Contour Lighting, Mute Entertainment, Near Field Communication
Antenna Test Control Value, Near Field Communication Antenna Test Ctrl Val Vert Position, Neck
Heating Left Control Value, Neck Heating Right Control Value, Normal Level Enabling, Oil Level
Warning Lamp, Oil Pressure Control Valve, Oil Pressure Regulation Valve, Oil Pressure Valve VW
Common Control State, Oil Pressure Valve, Oil Temperature, Oil-Pressure Indicator Lamp, Online
Service Transmiss. Config., Op And Disp A-C Rr Haptic FB Tst Ctrl Val, Op And Disp A-C Rr
Speaker Tst Ctrl Val, Op And Disp Units For Air Conditioning Speaker Test Ctrl Value, Open
Converter Clutch Control Value, Open Luggage Compartment Cover Control Value, Open Rear Lid
Control Value, Open Sun Blind, Open Sunroof, Open The Rear Lid, Operating And Display Units
For A-C Speaker Test Control Value, Operating Unit Button Illuminat., Operating Unit Illumination,
Output 1 For Exterior Lighting Test Control Value, Output 10 For Exterior Lighting Test Control
Value, Output 11 For Exterior Lighting Test Control Value, Output 12 For Exterior Lighting Test
Control Value, Output 13 For Exterior Lighting Test Control Value, Output 14 For Exterior Lighting
Test Control Value, Output 15 For Exterior Lighting Test Control Value, Output 16 For Exterior
Lighting Test Control Value, Output 17 For Exterior Lighting Test Control Value, Output 18 For
Exterior Lighting Test Control Value, Output 19 For Exterior Lighting Test Control Value, Output 2
For Exterior Lighting Test Control Value, Output 20 For Exterior Lighting Test Control Value, Output
21 For Exterior Lighting Test Control Value, Output 22 For Exterior Lighting Test Control Value,
Output 23 For Exterior Lighting Test Control Value, Output 3 For Exterior Lighting Test Control
Value, Output 4 For Exterior Lighting Test Control Value, Output 5 For Exterior Lighting Test Control
Value, Output 6 For Exterior Lighting Test Control Value, Output 7 For Exterior Lighting Test Control
Value, Output 8 For Exterior Lighting Test Control Value, Output 9 For Exterior Lighting Test Control
Value, Output Anti Theft Alarm System Puls Signal Statevalues, Output Anti Theft Alarm System

Static Signal Statevalues, Output Request Start Permisson Statevalues, Output Terminal 15 Statevalues, Output Terminal S Statevalues, Output Tests (03), Output Tracking Alarm Statevalues, Outside Warning Light/Door Exit Light Rear Right, Parallel Parking Assistance Indicator Lamp, Park Assist Activation Of Partner Control Units Control Value, Park Brk Mot Lt Closing Stepwise Park Brk Mot Lt Closing Stepw, Park Brk Mot Lt Closing Stepwise VW Com Ctrl St, Park Brk Mot Rt Closing Stepwise Park Brk Mot Rt Closing Stepw, Park Brk Mot Rt Closing Stepwise VW Com Ctrl St, Park Brk Motors Closing Stepwis Park Brk Motors Closing Stepwis, Park Lck Sol Tst Ctrl Val ENUM Park Lck Sol, Parked Wiper And Washer let Heating Test Control Value, Parking Aid Activation Control Value, Parking Aid Activation VW Common Control State, Parking Aid Activation, Parking Aid Button Indicator Light Test Control Value 1, Parking Aid Button Indicator Light Test, Parking Aid Button, (control Lamp): Actuation, Parking Aid Warning Chime Front, Parking Aid Warning Chime, Parking Aid Warning Lamp Control Value, Parking Aid Warning Lamp VW Common Control State, Parking Aid Warning Lamp, Parking Aid, Loudspeaker, Parking Aid: Activation, Parking Assistant Indicator Lamp, Parking Assistant Warning Lamp Control Value, Parking Assistant Warning Lamp, Parking Brake Button Led, Parking Brake Close (Activation), Parking Brake Close (Deactivation), Parking Brake Close Left (Activation), Parking Brake Close Right (Activation), Parking Brake Electric Motor Speed, Parking Brake Indicator Lamp, Parking Brake Motor Direction Of Rotation, Parking Brake Motor Maximum Current, Parking Brake Motor PWM Pulse Duty Factor 1, Parking Brake Motors Closing Stepwise, Parking Brake Motors Parking Brake Motors, Parking Brake Motors, Parking Brake Warning Lamp, Parking Brk Mot Lt Closing Stepwise IO Ctrl Opt PK Brk Mot Lt C, Parking Brk Mot Lt Closing Stepwise PK Brk Mot Lt Closing Stepw, Parking Brk Mot Rt Closing Stepwise IO Ctrl Opt PK Brk Mot Rt C, Parking Brk Mot Rt Closing Stepwise PK Brk Mot Rt Closing Stepw, Parking Brk Motors Closing Stepwise IO Ctrl Opt PK Brk Motors C, Parking Brk Motors Closing Stepwise PK Brk Motors Closing Stepw, Parking Light Test 2 Control Value, Parking Light Test Control Value, Parking Lights LED Module Control Circuit Left, Parking Lights LED Module Control Circuit Right, Parking Lights Left Front, Parking Lights Left, Parking Lights Right Front, Parking Lights Right, Parking Lights, Parking Lock Solenoid Activation VW Common Control State, Parking Lock Solenoid Test Parking Lock Solenoid Test, Parking Steering Ass. Indic. Lamp, Parking-Aid Indicator Lamp, Particulate Filter Fault Lamp, Particulate Filter Indicator Lamp, Pass Actual Ambient Temp Value Input Output Ctrl Parameter, Pass Actual Ambient Temperature Value Angle Type, Pass Actual Ambient Temperature Value Control Value On Off, Pass.side Window Lifter, Closing, Pass.side Window Lifter, Opening, Passenger Airbag Off Display, Passenger- Airbag-Off Display Control Onoff, Passenger Side Multi-Contour Seat: Functional Test, Pause Display, Permanent Driving Lights Test Control Value, Pilot lamp for pre-glow time, Piston Cooling Jet Control Valve VW Common Control State, Piston Cooling Jet Control Valve, Piston Cooling Jet Solenoid Valve, Pixel Error Test, Pixel Failure Test Control Value, PODS Serial Number, Position Front Window Wiper Test Control Value, Positioning Mot Air Recirculation Flap VW Com Ctrl St, Positioning Mot Center Lt Vent Flap VW Com Ctrl St, Positioning Mot Center Rt Vent Flap VW Com Ctrl St, Positioning Mot Indirect Vent Flap VW Com Ctrl St, Positioning Mot Lt FW Flap VW Com Ctrl St, Positioning Mot Lt FW Temp Flap VW Com Ctrl St, Positioning Mot Lt Sd Vent Flap VW Com Ctrl St, Positioning Mot Lt Temp Flap VW Com Ctrl St, Positioning Mot Rr Lt Air Vol Flap VW Com Ctrl St, Positioning Mot Rr Lt Temp Flap VW Com Ctrl St, Positioning Mot Rr Rt Air Vol Flap VW Com Ctrl St, Positioning Mot Rr Rt Temp Flap VW Com Ctrl St, Positioning Mot Rr Temp Flap VW Com Ctrl St, Positioning Mot Rt FW Flap VW Com Ctrl St, Positioning Mot Rt FW Temp Flap VW Com Ctrl St, Positioning Mot Rt Sd Vent Flap VW Com Ctrl St, Positioning Mot Rt Temp Flap VW Com Ctrl St, Positioning Motor For Defroster Flap, Positioning Motor For Fresh Air Flap, Positioning System Display Test Control Value, Positioning System Overvoltage Protection Control Value, Positionlight Test Controlstate Data 2, Power Latching System Short Test Control Value, Power Latching System Test Control Value, Power Operated Convertible Roof Valve 1 Control Value On Off, Power Operated Convertible Roof

Valve 1, Power Operated Convertible Roof Valve 2 Control Value On Off, Power Operated Convertible Roof Valve 2, Power Operated Convertible Roof Valve 3 Control Value On Off, Power Operated Convertible Roof Valve 3, Power Operated Convertible Roof Valve 4 Control Value On Off, Power Operated Convertible Roof Valve 4, Power Operated Convertible Roof Valve 5 Control Value On Off, Power Operated Convertible Roof Valve 5, Power Operated Convertible Roof Valve 6, Power Sockets Control Test Control Value, Power Supply Cradle On Off Test, Power Supply LMS Left Control Value, Power Supply LMS Right Control Value, Powermeter Display Test, Preheating Indicator Lamp, Premium Testbild 1, Premium Testbild 2, Premium Testbild 3, Pressure Build-Up, Pressure Memory Test, Pressure Reservoir Check, Pressure Reservoir Ventilation/Bleeding, Pressure Reservoir Ventilation/Filling, Pressure Test, Priority Veh Eng Cont Op Tst Ctrl Val Ind Light, Priority Veh Eng Cont Op Tst Ctrl Val Rel, Priority Veh Eng Cont Op Tst Ctrl Val Term 15 Bridge, Priority Veh Rad Trans Tst Ctrl Val 0 Rad, Priority Veh Rad Trans Tst Ctrl Val Ind Light, Priority Veh Rad Trans Tst Ctrl Val Sup V, Priority Vehicle Weapons Box Test Control Value, Ps Belt Buckle Illumination, PTC 1500W Sollwert, PTC Heating Element 1 VW Common Control State, PTC Heating Element 1, PTC Heating Element 2 VW Common Control State, PTC Heating Element 2, PTC Heating Element 3 VW Common Control State, Pulse-wheel test, Pump 1 Refrigerant Circulation Test Input Output Ctrl Parameter, Pump 2 Refrigerant Circulation Test Input Output Ctrl Parameter, Pump And Valves Valve Backrest Left Side Deflate, Pump And Valves Valve Backrest Left Side Inflate, Pump And Valves Valve Backrest Right Side Deflate, Pump And Valves Valve Backrest Right Side Inflate, Pump And Valves Valve Deflate, Pump And Valves Valve Lower Lumbar Support Deflate, Pump And Valves Valve Lower Lumbar Support Inflate, Pump And Valves Valve Massage 1, Pump And Valves Valve Massage 10, Pump And Valves Valve Massage 2, Pump And Valves Valve Massage 3, Pump And Valves Valve Massage 4, Pump And Valves Valve Massage 5, Pump And Valves Valve Massage 6, Pump And Valves Valve Massage 7, Pump And Valves Valve Massage 8, Pump And Valves Valve Massage 9, Pump And Valves Valve Middle Lumbar Support Deflate, Pump And Valves Valve Middle Lumbar Support Inflate, Pump And Valves Valve Seat Left Side Deflate, Pump And Valves Valve Seat Left Side Inflate, Pump And Valves Valve Seat Length 1 Inflate, Pump And Valves Valve Seat Length 2 Inflate, Pump And Valves Valve Seat Length 3 Inflate, Pump And Valves Valve Seat Right Side Deflate, Pump And Valves Valve Seat Right Side Inflate, Pump And Valves Valve Upper Lumbar Support Deflate, Pump And Valves Valve Upper Lumbar Support Inflate, Pump For All Wheel Drive Electronic Valve 1, Pump For All Wheel Drive Electronic Valve 2, Pump For All Wheel Drive Electronic Voltage Value, Push Button Leds Control Value, PWM Signal Belt, Quiescent Current Analysis, Radiator Blind, Radiator Fan 1, Radiator Fan 2, Radiator Fan Actuation 1, Radiator Fan Actuation 2, Radiator Fan Actuation, Radiator fan control 1 start parameter, Radiator fan control 2 start parameters, Radiator Fan Relay 1, Radiator Fan Relay 2, Radiator Fan, Radiator Roller Blind Control VW Common Control State, Radiator Shutter Control 2 VW Common Control State, Radiator Shutter Control 2, Radiator Shutter Control 3 VW Common Control State, Radiator Shutter Control 3, Radiator Shutter Control 4 VW Common Control State, Radiator Shutter Control 4, Radiator Shutter Control Control Value On Off, Radiator Shutter Control Input Output Control Parameter, Radiator Shutter Control VW Common Control State, Radiator Shutter Control, Rail Pressure Reduction, Range Display Test, Re. Temp. Door Positioning Motor, Read Configuration, Reading Lights, Rear Acoustic Signal Frequency, Rear Acoustic Signal Volume, Rear Air Diffus Positioning Motor Control Value On Off, Rear Air Recirculation Flap Positioning Motor Ctrl Value On Off, Rear Axle Damper Ventilation/Bleeding, Rear Axle Damper Ventilation/Filling, Rear Blower Activation Control Value On Off, Rear Blower Activation Input Output Control Parameter, Rear Blower Activation Setpoint, Rear Centre Belt Catch Lighting, Rear Dr.side Pw: Closing Signal, Rear Dr.side Pw: Open Signal, Rear DS Door Trim Ambient Light., Rear Exhaust Gas Flap, Rear Fog Light, Rear Footwell Lights, Rear Indicator Lamp, Rear Left ABS Inlet Valve Control Value On OFF, Rear Left ABS Inlet Valve Rear Left ABS Inlet Valve, Rear Left ABS Inlet Valve VW Local Control State, Rear Left ABS Outlet Valve

Control Value On OFF, Rear Left ABS Outlet Valve VW Local Control State, Rear Left Abs Solenoid Valve, Rear Left Air Spring Valve, Rear Left Belt Catch Lighting, Rear Left Damp.adj.val.curr. Hard, Rear Left Damp.adj.val.curr. Soft, Rear Left Lock Motor, Rear Left Loudspeaker Control Value, Rear Left Seat Ventilation, Rear Left Temperature Flap Positioning Motor Ctrl Value On Off, Rear Lid Connection Test Control Value Orientation Value, Rear Lid Power Latching System, Rear Lid Power Latching Test Control Value, Rear Light Test Control Value, Rear Light Trailer Left Test Control Value, Rear Light Trailer Right Test Control Value, Rear Parking Aid Loudspeaker Control Value, Rear Parking Aid Loudspeaker VW Common Control State, Rear Parking Aid Loudspeaker, Rear Pass.side Pw: Closing Signal, Rear Pass.side Pw: Open Signal, Rear PS Door Trim Ambient Light., Rear Rght.damp.adj.val.curr. Hard, Rear Rght.damp.adj.val.curr. Soft, Rear Right ABS Inlet Valve Control Value On OFF, Rear Right ABS Inlet Valve Rear Right ABS Inlet Valve, Rear Right ABS Inlet Valve VW Local Control State, Rear Right ABS Outlet Valve Control Value On OFF, Rear Right ABS Outlet Valve VW Local Control State, Rear Right Abs Solenoid Valve, Rear Right Air Spring Valve, Rear Right Belt Catch Lighting, Rear Right Lock Motor, Rear Right Loudspeaker Control Value, Rear Right Seat Ventilation, Rear Right Temperature Flap Positioning Motor Ctrl Value On Off, Rear Roller Blind Test Control Value, Rear Spoiler Indicator Light Test Control Value, Rear Spoiler Position Test Control Value, Rear Spoiler, Rear Sunroof: Close/Lower, Rear Sunroof: Open/Raise, Rear Temperature Flap Positioning Motor Control Value On Off, Rear Washing Test Control Value, Rear Window Heater, Rear Window Roller Blind Motor, Rear Window Washer Pump, Rear Window Wiper Switch Illumination Bulb Control Value, Rear Windshield Unlocking Control Circuit, Rear Wiper, Rear-Window Defogger, Recirculating Pump, Recirculation Valve VW Common Control State, Red Function Lamp Control State, Red Indicator Lamp Control Value On Off, Red Warning Lamp Control State, Red Warning Lamp Control Value On Off, Reductant Pump Control Value Reductant Pump State, Reductant Pump VW Common Control State, Reductant Pump, Reference Segment Control Matrix Headlamp Control Value, Reference Segment Control Matrix Headlamp, Refrigerant Compressor, Refrigerant Expansion Valve 1 Test Control Value On Off, Refrigerant Expansion Valve 1 Test Input Output Ctrl Parameter, Refrigerant Expansion Valve 2 Test Control Value On Off, Refrigerant Expansion Valve 2 Test Input Output Ctrl Parameter, Refrigerant Expansion Valve 3 Test Control Value On Off, Refrigerant Expansion Valve 3 Test Input Output Ctrl Parameter, Refrigerant Shut Off Valve 1 Test Control Value On Off, Refrigerant Shut Off Valve 1 Test Control Value, Refrigerant Shut Off Valve 2 Test Control Value On Off, Refrigerant Shut Off Valve 2 Test Control Value, Refrigerant Shut Off Valve 3 Test Control Value On Off, Refrigerant Shut Off Valve 3 Test Input Output Ctrl Parameter, Refrigerant Shut Off Valve 4 Test Control Value On Off, Refrigerant Shut Off Valve 4 Test Input Output Ctrl Parameter, Refrigerant Shut Off Valve 5 Test Control Value On Off, Refrigerant Shut Off Valve 5 Test Input Output Ctrl Parameter, Refrigerant Shut Off Valves Dynmc Test Inp O-P Ctrl Parameter, Refrigerant Shut Off Valves Dynmc Tst Comp Pow Lim 1, Refrigerant Shut Off Valves Dynmc Tst Compressor Pow Limitation, Refrigerant Valves Supply Voltage Test Control Value On Off, Regulating Flap Control Unit / Motor, Relay Cooler Fan 1, Relay Cooler Fan 2, Relay Electric Coolant Pump VW Common Control State, Relay For High Heat Output, Relay For High Heating Output, Relay For Low Heat Output, Relay For Low Heating Output, Relay For Prefeed Pump, Relay For Pump, Fuel Cooling VW Common Control State, Relay Secondary Air Pump, Release Both Brakes Control State, Release Both Brakes Control Value On Off, Release Left Brake Control State, Release Left Brake Control Value On Off, Release Right Brake Control State, Release Right Brake Control Value On Off, Rem Cen Lck Tst Ctrl Val VW Com Ctrl St, Remote Balance Control Control Value, Remote Balance Control Soundposition, Remote Control Status Control Value, Remote Control Test Control Value Indicator Light, Remote Control Test Control Value Supply Voltage, Remote Freq Selection DAB Band III Ctrl Value Freq DAB Band 3, Remote Frequency Selection AM Control Value, Remote Frequency Selection AM Frequency AM, Remote Frequency Selection DAB Band III Frequency DAB Band 3, Remote Frequency Selection DAB Band L Frequency DAB L Band,

Remote Frequency Selection FM Control Value Frequency FM, Remote Frequency Selection FM Control Value, Remote Frequency Selection FM Frequency FM, Remote Set AF Control Value State, Remote Set AF State, Remote Set Bass Sound Settings, Remote Set DAB Announcement Control Value Alarm, Remote Set DAB Announcement Control Value Area Weather Flash, Remote Set DAB Announcement Control Value Event Announcement, Remote Set DAB Announcement Control Value Financial Report, Remote Set DAB Announcement Control Value News Flash, Remote Set DAB Announcement Control Value Programs Info, Remote Set DAB Announcement Control Value Road Traffic Flash, Remote Set DAB Announcement Control Value Special Event, Remote Set DAB Announcement Control Value Sport Report, Remote Set DAB Announcement Control Value Transport Flash, Remote Set DAB Announcement Control Value Warning Service, Remote Set DAB Linking Control Value Mode, Remote Set DAB Linking Mode, Remote Set DAB Mute Control Value DAB Mute, Remote Set DAB Mute DAB Mute, Remote Set DRC DRC State, Remote Set Dyn ZF State, Remote Set GALA Gala State, Remote Set GALA, Remote Set Hidden Tune Control Value Hidden Tune, Remote Set Hidden Tune Hidden Tune, Remote Set Highcut State, Remote Set Lband L Band Selection, Remote Set Loudness State, Remote Set Loudness, Remote Set Middle Sound Settings, Remote Set Mute Mute State, Remote Set Phase Diversity On Off Tuner, Remote Set Sound Settings Set Bass, Remote Set Sound Settings Set Middle, Remote Set Sound Settings Set Treble, Remote Set TP Control Value State, Remote Set TP State, Remote Set Treble Sound Settings, Remote Source Selection Control Value Source Selection, Remote Source Selection Control Value, Remote Source Selection Source Selection, Remote Start Kl 15 Request Control Value, Remote Start Or Pre Conditioning Relay Control Value, Remote Voice Control Control Value Speech Dialog State, Remote Voice Control Speech Dialog State, Remotes KL 15-Anfo Von FFB Einscha (High-P Ctrl Val, Req 48V V Converter Tst Ctrl Val Set Pnt V, Req Hi V Converter Tst Ctrl Val Set Pnt V, Req Starter Gen Tst Ctrl Val excitation current limit, Req Starter Gen Tst Ctrl Val Generator Set Voltage, Request Alternator Test Control Value Excitation current limit, Request Cleaning Laser Scanner Test Control Value, Requested Alternator Test Control Value Cut-out Speed, Requested Alternator Test Control Value generator set voltage, Requested Alternator Test Control Value Shutdown, Requested Alternator Voltage 15,0V Control Value, Requested Starter Gen Test Ctrl Value Exciter current limit, Reserve Fuel Lamp, Reserved VW Common Control State, Reset Hv Charge Cable Mating Cyc., Retract Function Light Operating Button, Retract Mirror, Reversing Light Test Control Value Side Selection, Reversing Light Test Control Value Start Parameter, Reversing Light Test Control Value, Reversing Light, RGB1 LKL1 Actuator Diagnosis Control Value LED, RGB1 LKL2 Actuator Diagnosis Control Value LED, RGB2 LKL1 Actuator Diagnosis Control Value LED, RGB2 LKL2 Actuator Diagnosis Control Value LED, Ri. Dayt.driv./side Light Led Power Mod., Ri. Lgt. Distr.: Aut. Main Beam, Ri. Lgt. Distr.: Country R. Light, Ri. Light Distr.: Light/dark Lim., Ri. Light Distr.: Motorway Light, Right B-Pillar And Footwell Shut Off Flap Mot Ctrl Value On Off, Right Cornering Light: Dimming, Right Daytime Driving Light Bulb 2, Right Daytime Driving Light, Right Daytime Driving/side Light, Right Footwell Flap Positioning Motor Control Value On Off, Right Head Area Heating, Right Indirect Ventilation Flap Motor Control Value On Off, Right Light Distr.: Urban Light, Right Main Beam Screen, Right Rear Light, Right Rear Upper Body Vent Motor Control Value On Off, Right Sd Light/dayt. Driv. Light Bulb 2, Right Side 2nd Row Actuator Test Precrash Pretensioner, Right Side Actuator Test Precrash Pretensioner, Right Side Light: 1, Right Side Light: 2, Right Side Vent Motor Control Value On Off, Right Static Cornering Light, Right Temperature Flap Control Motor Control Value On Off, Right Temperature Flap Control Motor Setpoint, Right Temperature Flap Control Motor Sollwert, Right Temperature Flap Ctrl Mot Input Output Control Parameter, Right Valve For Engine Bearing, Right Window Defroster Flap Positioning Motor Ctrl Value On Off, Roller Test Bench Mode, Rolloverbars Control Onoff, Rolloverbars, Roof Beam Audio Test Control Value, Roof Blind Test Control Value Direction Of Movement, Roof Blinds Decalibration, Roof Blinds: Close, Roof Blinds: Open, Roof Contour Lighting Test Control Value, Roof Marker Light, Roof Roller Blind Test

Control Value, Rr Air Recirculation Flap Positioning Mot Ctrl Val On Off, Rr Lt Temp Flap Positioning Mot Ctrl Val On Off, Rr Rt Temp Flap Positioning Mot Ctrl Val On Off, Rt B-Pillar And FW Shut Off Flap Mot Ctrl Val On Off, Rt Footwell Temperature Flap Positioning Mot Ctrl Value On Off, Rt FW Temp Flap Positioning Mot Ctrl Val On Off, Rt Win Defroster Flap Positioning Mot Ctrl Val On Off, RTA Warn Signal Control Value, Safe Indicator Light, Safety/Deadbolt Locks Activation, SCR Heating Devices 2 Control Value Param Scr Heating Devices 2, SCR Heating Devices 2 Param Scr Heating Devices 2, SCR Heating Devices 2 VW Common Control State, SCR Heating Devices 2, SCR Heating Devices 3 Control Value Param Scr Heating Devices 3, SCR Heating Devices 3 VW Common Control State, SCR Heating Devices 3, SCR Heating Devices Control Value Param Scr Heating Devices, SCR Heating Devices Param Scr Heating Devices, SCR Heating Devices VW Common Control State, SCR Heating Devices, SCR Metering Valve 2 VW Common Control State, SCR Metering Valve VW Common Control State, SCR Metering Valve, SCR Reverse Valve VW Common Control State, SCR Reverse Valve, SCR Transfer Pump Param Scr Transfer Pump, SCR Transfer Pump VW Common Control State, SCR Transfer Pump, Search Illumination Operating Button, Search Illumination, Search Lighting For Operating Elements Test Ctrl Value On Off, Seat And Surface Heatings Test Control Value, Seat Angle Adjustment, Seat Backrest Fan 1 Left Control Value, Seat Backrest Fan 1 Rear Left Test Control Value, Seat Backrest Fan 1 Rear Right Test Control Value, Seat Backrest Fan 1 Right Control Value, Seat Backrest Fan 2 Left Control Value, Seat Backrest Fan 2 Rear Left Test Control Value, Seat Backrest Fan 2 Rear Right Test Control Value, Seat Backrest Fan 2 Right Control Value, Seat Backrest Heating Left Test Control Value, Seat Backrest Heating Left Test Input Output Control Parameter, Seat Backrest Heating Right Test Control Value, Seat Backrest Heating Right Test Input Output Control Parameter, Seat Cushion Fan 1 Left Control Value, Seat Cushion Fan 1 Rear Left Test Control Value, Seat Cushion Fan 1 Rear Right Test Control Value, Seat Cushion Fan 1 Right Control Value, Seat Cushion Fan 2 Left Control Value, Seat Cushion Fan 2 Rear Left Test Control Value, Seat Cushion Fan 2 Rear Right Test Control Value, Seat Cushion Fan 2 Right Control Value, Seat Cushion Heating Left Test Control Value, Seat Cushion Heating Left Test Input Output Control Parameter, Seat Cushion Heating Right Test Control Value, Seat Cushion Heating Right Test Input Output Control Parameter, Seat Depth Adjustment Test Control Value, Seat Depth Adjustment, Seat Fore-And-Aft Adjustment, Seat Heating Enabling, Seat Heating Entire Test Control Value, Seat Heating Entire Test Input Output Control Parameter, Seat Heating Front Left Setpoint, Seat Heating Front Left Test Control Value, Seat Heating Front Right Setpoint, Seat Heating Front Right Test Control Value, Seat heating level Rear LED indicator Seat heating Hi, Seat Heating Rear Left Control Value On Off, Seat Heating Rear Left Input Output Control Parameter, Seat Heating Rear Left VW Common Control State, Seat Heating Rear Left, Seat Heating Rear Right Control Value On Off, Seat Heating Rear Right Input Output Control Parameter, Seat Heating Rear Right VW Common Control State, Seat Heating Rear Right, Seat Heating Rear, Seat Heating Release Test Control Value, Seat Heating, Seat Height Adjustment Test Control Value, Seat Height Adjustment Test Direction Of Movement, Seat Height Adjustment, Front, Seat Inclination Adjustment Test Control Value, Seat Inclination Adjustment Test Direction Of Movement, Seat Longitudinal Adjustment Test Control Value, Seat Longitudinal Adjustment Test Direction Of Movement, Seat Movement Relay Disabling, Seat Position Normal, Seat Ventilation Entire Test Control Value, Seat Ventilation, Seating Position 2 Test Control Value Display Unit Adjustment 2, Seating Position 2 Test Control Value Display Unit Adjustment, Seating Position 2 Test Control Value Folding Headrest, Seating Position 2 Test Control Value Footrest Adjustment, Seating Position 2 Test Control Value, Secondary Air Control Val. (bank2), Secondary Air Control Valve, Secondary Air Injection Relay 2 VW Common Control State, Secondary Air Injection Relay 2, Secondary Air Injection Relay VW Common Control State, Secondary Air Injection Relay, Secondary Air Injection Solenoid Valve, Secondary Air Injection Valve 2 VW Common Control State, Secondary Air Injection Valve 2, Secondary Air Injection Valve VW Common Control State,

Secondary Air Injection Valve, Secondary Air Pump Relay, Secondary Air Relay, Segment Test Colour, Segment Test Control Value Colour, Segment Test Control Value On Off, Segment Test Kopie Von, Segment Test VW Common Control State, Segment Test, Segmenttest, Sel Lvl Rng Disp Ctrl Val ENUM Sel Lvl Rng Disp, Selector Lever Lock, Selector Lever Range Display Actuation, Self Test Belt Microphones Control State, Self Test Ground Cabling Control Value Currentsource, Send Current Map, Send Reference Map, Sensor For Fine Dust Content Pump Test Control Value, Sensor For Fine Dust Content Valve Test Control Value, Servotronic Steering: Full Assistance, Servotronic Steering: No Assistance, Set Convertible Roof Position Control Value On Off, SH Front Left, SH Front Right, Shft Lck Act Transversal Tst Ctrl Val ENUM Man Lane Lck, Shft Lck Sol Tst Ctrl Val (Shift Lck Sol Test) ENUM Shiftlock, Shift Drum Motor Position Shift Position, Shift Lock Control Value, Shift Lock Solenoid Test Shift Lock Solenoid Test, Shift Valve 2 Refrigerant Test Control Value On Off, Short Brake Apply Left Control State, Short Brake Apply Left Control Value On Off, Short Brake Apply Right Control State, Short Brake Apply Right Control Value On Off, Shut Off Valve For Refrigerant Test Control Value On Off, Shutter Control Value, Side Light Left 2 Test Control Value, Side Light Left Test Control Value, Side Light Right 2 Test Control Value, Side Light Right Test Control Value, Side Light Test 2 Control Value, Side Light Test Control Value, Side Marker Front Left Test Control Value, Side Marker Front Right Test Control Value, Side Marker Light Blub Front Left, Side Marker Light Blub Front Right, Side Marker Light Rear Left, Side Marker Light Rear Right, Side Marker Light Test Control Value, Side Shades Motor, Side Window Blind Test Control Value, Side-Blinkers Bulb Left, Side-Blinkers Bulb Right, Side-Marker Lamp, Left Front, Side-Marker Lamp, Right Front, Sidemarker Test Controlstate Data 2, Sig Sys LED Tst Ctrl Val Additional Keypad Btn 10, Signal Horn Control Circuit, Signal System Led Test Control Value Additional Keypad Button 1, Signal System Led Test Control Value Additional Keypad Button 2, Signal System Led Test Control Value Additional Keypad Button 3, Signal System Led Test Control Value Additional Keypad Button 4, Signal System Led Test Control Value Additional Keypad Button 5, Signal System Led Test Control Value Additional Keypad Button 6, Signal System Led Test Control Value Additional Keypad Button 7, Signal System Led Test Control Value Additional Keypad Button 8, Signal System Led Test Control Value Additional Keypad Button 9, Signal System Led Test Control Value Colour, Signature Light Test Control Value, SIH Rear Left Control Value 1, SIH Rear Left Control Value, SIH Rear Right Control Value 1, SIH Rear Right Control Value, SIL Rear Left (LLR LS1 Li) Control Value, SIL Rear Left(LLR LL1 Li) Control Value, SIL Rear Right (LLR RL1 Re) Control Value, SIL Rear Right (LLR RS1 Re) Control Value, Siren Changeover Test Control Value, Siren Test Control Value, SL Front Left, SL Front Right, Sliding Roof Function Request Disable, Sliding Sunroof Opening, Sliding Sunroof Test 2 Control Value Direction Of Movement, Sliding Sunroof Test Control Value, Solenoid Valve Boost-Press. Control, Solenoid Valve Exhaust Recirclatn 2, Solenoid Valve Exhaust-Gas Recirc., Solenoid Valve/exhaust Flap 1, Solenoid Valve/exhaust Flap 2, Sounder Control Value On Off, Sounder In Dash Panel Insert, Speaker Left Test Control Value, Speaker Right Test Control Value, Special Function II, Special Functions, Speed Change Of Mirror Adjustment Motor Test Control Value, Speed Indicator, Spindle Actuator Of Engine Decoupler VW Common Control State, Srch Lightng Op Elements Tst Ctrl Val On Off, Start Valid Authentication, Start Valid Authentication Control Value, Start/stop Indicator Lamp, Static Cornering Light Left: Down/Dim, Static Cornering Light Left: Up/Bright, Static Cornering Light Right: Down/Dim, Static Cornering Light Right: Up/Bright, Static Cornering Light Test Control Value Side Selection, Static Cornering Light Test Control Value Start Parameter, Static Cornering Lighting Test 2 Control Value, Static Cornerlight Test Controlstate Data 2, Static Headlight Range Control Test Control Value, Static Test, Stationary Cornering Lamp, Status Report Transmission Test Control Value, Steering Column Adjust. Downwards, Steering Column Adjustm. To Front, Steering Column Adjustm. To Rear, Steering Column Adjustm. Upwards, Steering Wheel Heating (2), Steering Wheel Heating, Steering Wheel Vibration Control Value, Steering Wheel Vibration, Stellmotor B-Säule-Fuß Links Hinten Intervallbetrieb, Stellmotor B-Säule-Fuß Links

Hinten Klappenposition, Stellmotor B-Säule-Fuß Rechts Hinten Intervallbetrieb, Stellmotor B-Säule-Fuß Rechts Hinten Klappenposition, Stiffness Test Control Value, Stopwatch, Subwoofer Speaker Control Value, Subwoofer, Sunroof Decalibration Front, Sunroof Decalibration Rear, Sup V 2 Ctrl Motors Air Cond Tst Ctrl Val, Sup V 2 For Ctrl Motors Of Air Condition Test Control Value, Sup V Ctrl Motors Air Cond Tst Ctrl Val, Sup V O-P Depth Discharge Protected Tst Ctrl Val, Sup V O-P On Actd Term 15 Tst Ctrl Val, Sup Voltage For Ctrl Motors Of Air Condition Test Control Value, Supercharger Magnetic Clutch, Supp. Heater Heating Element 2, Supplem. Heater Heating Element 1, Supplem. Heating Pump Actuation, Supplementary Heater, Supply Voltage Camera Test Control Value, Supply Voltage For Air Condition Sensors Test Control Value, Suppress Mirror Glare, Surface Heating Entire Test Control Value, Swinging Logo Test Control Value 1, Swinging Logo Test, Swirl Flap Actuator, Swirl Flap Positioner 1, Swirl Flap Positioner 2, Swirl Flap, Switch and Instrument Lighting, Switch Between Antennas, Switch Control Control Value Status Switch, Switch Search And Functional Lights Entire Test Control Value, Switchable Water Pump, Switchable Waterpump VW Common Control State, Switchable Waterpump, Swivel Motor: Deploy, Swivel Motor: Initialization, Swivel Motor: Retract, System Adjustment Control Value, System Adjustment, System Check For Boosting Function Control Value Onoff, System Function Test Control Value, System Function Test Deactivation, System function test, System Functional Test, System Identification, Tachometer, Tail Lights Left, Tail Lights Right, Taillights, Tank Characteristic (Fuel Level Sensor 3), Tank Characteristic (Fuel Level Sensor 4), Tank Flap Locking: Actuation, Tank Flap Release, Tank Flap Test Sequence 1 Control Value, Tank Flap, Tank Leak Unit Solenoid Valve, Tank Leakage Diagnosis Pump, Taxi Alarm Test Control Value Can Signal, Taxi Alarm Test Control Value Indication Light, Taxi Alarm Test Control Value Roof Sign, Taxi Roof Sign Test Control Value Indication Light, Taxi Roof Sign Test Control Value Roof Sign, TCS And ESP Indicator Light Test Control Value, Temperature Flap Control Motor Control Value On Off, Temperature Flap Control Motor Setpoint, Temperature Flap Control Motor, Temperature Flap Motor Left, Temperature Flap Motor Right, Temperature Flap Rear Control Motor Setpoint, Temperature Flap Rear Control Motor Sollwert, Temperature Flap Rear Ctrl Motor Input Output Control Parameter, Temperature Flap Servomotor: Left, Temperature Flap Servomotor: Right, Terminal 30 Interior Lighting Test Control Value, Terminal 30 Output Pin10 Test Control Value, Terminal 30 Output Pin9 Test Control Value, Terminal 30G Relay, Terminal 58s, Terminal 58st, Terminal 58xs Test Control Value, Terminal 58xt Test Control Value, Test Accumulator And Compressor Control Value Onoff, Test Announcement, Test Distance Line In Display Control Value, Test Diverse Viewing Modes Control Value, Test Drive Activation, Test Drive Deactivation, Test Image In Middle Display, Test Images Control Value, Test Images, Test Mode, Test picture in center display, Test Screen, Test Sound, Test Voice Prompt, Testbild Im Mitteldisplay, Testbild Schachbrettmuster Invers, Testbild Schachbrettmuster, Testing Signal Audio Alternating, Testing Signal Audio, Theft Protection Control Option, Theft Protection Control Value, Theft Protection, Throttle Actuator, Throttle Body Module Control Circuit, Throttle Valve 1 VW Common Control State, Throttle Valve 1, Throttle Valve 2 VW Common Control State, Throttle Valve 2, Throttle Valve Control Module, Throttle Valve Control Unit, Throttle Valve, Throttle Valve, Bank 1, Tire Pressure Monitoring, Tiredness Detection Switch Off / On, Topview Camera Cleaning Request Control Value 1, Topview Camera Display Test Control State, Torque Converter Clutch, Torque Demand Left Level 1, Torque Demand Left Level 2, Torque Demand Left Level 3, Torque Demand Right Level 1, Torque Demand Right Level 2, Torque Demand Right Level 3, Tourist Mode, Trailer Articulation Angle Sensor Function Test Control Value, Trailer Back-Up Lights, Trailer Brake Control Actuation Actuator Test Control Value, Trailer Brake Lights Left, Trailer Brake Lights Right, Trailer Brake Lights, Trailer Fog Lights Rear, Trailer Hitch Indicator Lamp 2 Actuator Test Control Value, Trailer Hitch Indicator Lamp Actuator Test Control Value, Trailer Hitch Pop Up Test Control Value, Trailer Hitch Power Pivoting In Actuator Test Control Value, Trailer Hitch Power Pivoting Out Actuator Test Control Value, Trailer Hitch Pull In Test Control Value, Trailer Hitch Unlock Test Control Value, Trailer Tail Lights Left, Trailer Tail Lights

Right, Trailer Tail Lights, Trailer Turn Signals Left, Trailer Turn Signals Right, Transm. Oil Cooler Bypass Valve, Transmission Coolant Valve, Transmission Mount 1 VW Common Control State, Transmission Mount 1, Transmission Mount 2 VW Common Control State, Transmission Mount 2, Transmission Oil Pump Activation VW Common Control State, Transmission Power Test VW Common Control State 1, Transmission Power Test VW Common Control State 2, Transmission Power Test VW Common Control State 3, Transmission Power Test VW Common Control State Signal Path, Transmission Power Test VW Common Control State, Transmission Power Test VW Common Ctrl State Transmission Power, Treble Bass Horn Test Control Value, Treble Speaker Front Left, Treble Speaker Front Right, Treble Speaker Front, Treble Speaker Rear Left, Treble Speaker Rear Right, Treble Speaker Rear, Trunk and Interior Lights, Trunk Light Left, Trunk Light Right, Trunk Light, Trunk Locking Module, Trunk Motor, Trunk Remote Unlocking, Turbine Sol. Valve Turbocharger2, Turboch. Recirc.-Air Sol. Valve, Turbocharger 1, Turbocharger Bypass Valve 2 VW Common Control State, Turbocharger Bypass Valve 2, Turbocharger Bypass Valve Control Circuit, Turbocharger Bypass Valve VW Common Control State, Turbocharger Bypass Valve, Turbocharger Control Unit 2, Turbocharger Control Valve 2 VW Common Control State, Turbocharger Control Valve 2, Turbocharger Control Valve VW Common Control State, Turbocharger Control Valve, Turbocharger Turbine Inlet Valve VW Common Control State, Turn Signal Front Left 2 Test Control Value, Turn Signal Front Right 2 Test Control Value, Turn Signal Lamp Acoustic Signal, Turn Signal Light Test Control Value, Turn Signal Side Left Test Control Value, Turn Signal Side Right Test Control Value, Turn Signals Left Test Control Value, Turn Signals Left, Turn Signals Right Test Control Value, Turn Signals Right, Turn Signals Test Control Value Side Selection, Turn Signals Test Control Value Start Parameter, Turn Signals Test Control Value, TV Camera Activation Request Control Value 1, Tweeter Speaker Front Left Control Value, Tweeter Speaker Front Left, Tweeter Speaker Front Right Control Value, Tweeter Speaker Front Right, Tweeter Speaker Motor Fr Right Ctrl Value Retractable Speaker, Tweeter Speaker Motor Front Left Ctrl Value Retractable Speaker, Tweeter Speaker Motor Front Left Retractable Speaker, Tweeter Speaker Motor Front Left, Tweeter Speaker Motor Front Right Retractable Speaker, Tweeter Speaker Motor Front Right, Tweeter Speaker Rear Left Control Value, Tweeter Speaker Rear Left, Tweeter Speaker Rear Right Control Value, Tweeter Speaker Rear Right, Underfloor Lighting Test Control Value, Unlock Charging Plug Test Control Value, Unlock Charging Plug Test, Upper Backrest Adjustment Test Control Value, USB Functional Test, Vacuum Pump For Brakes Actuation Control Value On OFF, Valet Parking Indicator Lamp, Valet Parking Warning Lamp Control Value, Valve For Engine Mounting 1, Valve For Engine Mounting 2, Valve For Transmission Mounting 1, Valve For Transmission Mounting 2, Variable Intake Manifold VW Common Control State, Variable Intake Manifold, Variable Intake System, Veh Stabilization Prog SW Vlv 1 Ctrl Val On Off, Veh Stabilization Prog SW Vlv 1 VW Local Ctrl St, Veh Stabilization Prog SW Vlv 2 Ctrl Val On Off, Veh Stabilization Prog SW Vlv 2 VW Local Ctrl St, Vehicle Conditioning, Vehicle Inclination Sensor Indicator Lamp, Vehicle Lowering Front Left, Vehicle Lowering Front Right, Vehicle Lowering Rear Left, Vehicle Lowering Rear Right, Vehicle Stabilization Program Switch Valve 1 Ctrl Value On OFF, Vehicle Stabilization Program Switch Valve 2 Ctrl Value On OFF, Vehicle Starter Interlock Control Value, Vehicle Starter Interlock Vehicle Starter Interlock, Vehicle Velocity Signal Test Control Value Pullup Resistor, Video Signal Test Input Output Control Parameter, Visual Comfort Operation/Closing Confirmation, Volume Control Valve 1 VW Common Control State, Volume Control Valve 2 VW Common Control State, Wakeup Cable Activation Of BCM, Warning Beeper Control Value Tonauswahl, Warning Beeper Warning Beeper, Warning Beeper, Warning Buzzer, Warning Lamp For Adaptive Light Test Control Value, Warning Lamp, Warning Lamps Control Value, Warning Lamps, Warning Message, Warning Signal Charging Level In Percent, Warning Signal Control Value Premonition Level, Warning Tone Generator, Washer Fluid Level Indicator Lamp, Washer Jet Heating Test Control Value, Washer Jet Heating Test Input Output Control Parameter, Wastegate Solenoid Valve, Wastegate VW Common Control State, Wastegate,

Water Cooling Bypass Vlv Charge Air Cooling VW Com Ctrl State, Water Mixing Act Chrg Air Cooling VW Com Ctrl St, Water Mixing Actuator Charge Air Cooling VW Common Ctrl State, Water Mixing Actuator VW Common Control State, Water Pump Setpoint, Water Valve Setpoint, Wheel Speed Sensor Test Executiontime, Wheel Speed Sensors Index Error Test Control Value Axle, Wind Deflector Movement Control Value Direction Of Movement, Wind Frame Latch Direction Selection, Window Head Up Display Test Control Value, Window Regulator Front Down Actuation Time, Window Regulator Front Down Start Parameter, Window Regulator Front Up Actuation Time, Window Regulator Front Up Start Parameter, Window Regulator Long Drop Position Control Value, Window Regulator Lowering, Window Regulator Motor, Window Regulator Raising, Window Regulator Rear Down Actuation Time, Window Regulator Rear Down Start Parameter, Window Regulator Rear Up Actuation Time, Window Regulator Rear Up Start Parameter, Window Regulator Test Driver Side Front Control Value, Window Regulator Test Driver Side Rear Control Value, Window Regulator Test Passenger Side Front Control Value, Window Regulator Test Passenger Side Rear Control Value, Window Shade Motor Rear, Window Wiper Front Position Test Control Value, Window Wiper Front Test Control Value Wiper Cycles, Window Wiper Front Test Control Value Wiping Level, Window Wiper Front Test Control Value, Window Wiper Module Rear Test Control Value, Window Wiper System Rear Test Control Value, Windscreen Heater For Camera Control Value, Windscreen Heater For Camera, Windscreen Heater For Lane Departure Warning, Windscreen Heating Control Value, Windscreen Heating Input Output Control Parameter, Windscreen Wiper: Position, Windshield Washer Jet Heating, Windshield Washer Pump Front, Windshield Washer Pump Rear, Windshield Washer Pump, Windshield Wiper Heater Element, Washer Jet Heater, Windshield Wiper Motor Stage 1, Windshield Wiper Motor Stage 2, Windshield Wiper Motor, Windshield wiper, Wiper Interval Rear, Wiper: Upper Reverse Point, Woofer Speaker Front Left Control Value, Woofer Speaker Front Left, Woofer Speaker Front Right Control Value, Woofer Speaker Front Right, Woofer Speaker Rear Left Control Value, Woofer Speaker Rear Left, Woofer Speaker Rear Right Control Value, Woofer Speaker Rear Right, Yellow Function Lamp, Yellow Indicator Lamp For Lane Departure Warning Control Value, Yellow Indicator Lamp For Lane Departure Warning, Yellow Lane Keep.ass. Indic. Lamp, Yellow Warning Lamp Control State, Yellow Warning Lamp Control Value On Off, Yellow Warning Lamp Control Value VW Common Control State, Yellow Warning Lamp Control Value

New BMW/Mini Coverage

- Added coverage for 178 new system applications

320 new Adjustment type special tests:

A/C compressor run-in protection, Activate electric fuel pump, Activate HUD, Activate intelligent alternator control, Activate Parking Brake After Pad Replacement, Activate power steering, Activate Vehicle Mode, Activate/Deactivate Start/Stop Function, Activate/Deactivate Transportation Mode, Activate/Stop/Status DSC Bleeding(HL), Activate/Stop/Status DSC Bleeding(HR), Activate/Stop/Status DSC Bleeding(Prepare), Activate/Stop/Status DSC Bleeding(VL), Activate/Stop/Status DSC Bleeding(VR), Adaptation (10) / Long Adaptation (0A), Adaptation for idle actuator, Adaptation for Lambda control, Adaptation Of Idle Speed, Adaptation of immobilizer, Adaptation thermostat map, Adapting Of Control Motors, Adaption Function Reset, Adblue Circuit System Drainage, AdBlue pump initialisation, Adjust Fuel Consumption Display Correction Factor, Adjust Wastegate Linkage, Adjusting The Electromotive Throttle Controller, Air Mix Flap Initialization, Air Spring Struts Installation/Removal, Airbag Configuration, Alarm Horn Adjustment, Ambient lighting adaptation, Ambient lighting: Automatic addressing, Analog Paddle Reset, Assembly Position Of Window Lifters, Assistance Driving Light Activation/Deactivation Delay, _____

Audible Locking Confirmation, Audible Unlocking Confirmation, Auto. setting air damper control motors, Auto-Lock, Autom. transm. adaptation values reset, Automatic Engine Start-Stop Function: Starter Exchange, Automatic transmission control unit reset, Automatic transmission oil level check, Auto-Unlock, Auxiliary Battery (24V EPS) Exchange, Average consumption display correction, Balance Value Of LL (idle) Program, Basic Setting, Basic Settings (04), Battery Exchange Register, Battery Replacement, Bleed Cooling System, Bleed Fuel System, Bleed, Bluetooth Activate/Deactivate, Bluetooth interface activation/deactivation, Brake Fluid Flush Reminder (CBS) Reset, Brake Pedal Pos. Sensor Zero Pos. Compensat., Calibrate Acceleration Sensor, Calibrate Stepper Motors, Calibration Run of the Flap Motors, Camera functional test, CAN Learning Messages Reset, Central electronics control unit reset, Charge air suspension struts, Classic Memory Reset, Clearing Adaptation Values, CO Adjustment, Coding Data Reset Control, Comfort Operation (via Remote Control), Comfort Turn Signals (Cycles), Coming Home Activation Time, Commissioning Electric Parking Brake, Control unit re-start, Controller Coding (07), Deactivate HUD, Deactivate intelligent alternator control, Deactivate Parking Brake For Pad Replacement, Deactivate Transportation Mode, Delete Adaptation Variable Camshaft Timing Control, Delete Adaptations, Delete the personal profile, Diesel particulate filter regeneration run, Diesel Particulate Filter Regeneration, Diesel Particulate Filter Register Replacement, Disassembly position of window lifters, Display And Reset Adaptation Values, Drain air spring struts, Drain Fuel Tank, Driver's Door Power Window Regulator Initialisation, Driving Dynamics Sensor Adjustment, Dry test AdBlue dosing valve, DSC Brake Bleed Procedure, ECU Reset, EGR valve mounting position, Electrical Steering Column Adjustment - Partial Normalization, Electrical Steering Column Adjustment Normalization, Electrical Steering Column Adjustment Standardization, EPS: Steering Start-Up, Exhaust flap adaptation, Exhaust Gas Analysis Maintenance Reset, Exhaust Gas Recirculation Valve Basic Setting, Exterior mirror test, Factory Mode, Fill/Empty Pressure Accumulator, First initialization, Footwell Lighting Dimming (With Open Door), Footwell Lighting Dimming (with Terminal 58d), Frequency Counter Reset For Auto Start-Stop MSA, Front Axle Air Spring Struts Test, Front Brake Pad Wear Indicator Reset, Front Driver/Pass Door Power Window Regulator Initialization, Front Left Air Spring Strut Test, Front Passenger's Door Power Window Regulator Initialisation, Front Right Air Spring Strut Test, Fuel Consumption Display Adjustment, Head Restraint Adjustment, Headlight range control functional test, Headlight Washer Activation Delay, Head-up display test, High-pressure pump adaptation, HVAC: Installation Position of Flap Motors, ICM Sensor Adjustment, Idle Adjustment, Idle Speed Adjust, Idling Quality, Inclination Sensor Sensitivity, Initialise puncture indicator, Initialization Of Both Front Window Lifters, Initialization Of Both Rear Window Lifters, Initialization of Soft Top, Initialization SCR tank system, Initialize New Fuel Pump, Injection Quantity Compensation, Injector Adaptation, Injector Quantity Adjustment, Injector quantity analysis 4-cylinder engine, Injector quantity analysis 6-cylinder engine, Inspection/Service Interval Reset, Instrument cluster: Date/time configuration, Interior Monitoring Sensitivity, Keyless entry: Deactivate/activate, Knock Sensor Adaptation, Learn Steering End Stop, Learn Valvetronic Limit Positions, Learned Values Reset, Learning of valve lift control end stops, Leaving Home Time, LIN-bus Reset, Load Regulation Adaptation, Log-in(11) Adaptation(10), Log-in(11) Basic Settings(04), Log-in(11) Controller Coding(07), Log-in(11) or Coding II(11), Manual trailer coupling Initialisation, Metered quantity measurement, Microfilter Reset, Microphone Sensitivity Adjustment, Mixture Adaptation, Move to exhaust flap installation position, Move to fitting position, MSA Starter Exchange/Reset, MSA: System Check, Neutral Learning Mode, Neutral position detection, Neutral position initialization, Neutral Position Sensor Adapting, Newly Address The Air Distribution Flap Motors, No-Load Current Test, Octane number adjustment 95 RON, Octane Rating Adaptation, ODPF Offset Value, Oil Service Reset, Particle Filter Exchange, Particle Filter Replacement, Passenger Seat Normalization, Passive tank line connection vent, PDC Sensor Functional Test, Perform Control-module Reset, Program idling speed, Rain Sensor Initialization, RDC Initialization, Read

AdBlue tank level values, Read airbag igniter circuits status, Read identification of control units, Read out fuel quality counter, Read Out Measured Values For Automatic Transmission, Rear axle adaptation values reset, Rear Axle Air Spring Struts Test, Rear Brake Pad Wear Indicator Reset, Rear Driver/Pass Side Door Pwr Window Regulator Initialization, Rear Left Air Spring Strut Test, Rear Lid Basic Setting, Rear Right Air Spring Strut Test, Rear Window Outside Mirror Heater Activation Time, Registration after SCR CAT change, Registration starter exchange, Remote Control Adaptation, Replace Injector1, Replace Injector2, Replace Injector3, Replace Injector4, Replace refrigerant, Reset accelerator position sensor, Reset Adaptation Parameters, Reset Adaptation Value, Reset adaptation values air mass system, Reset Adaptation Values And Versions, Reset Adaptation Values, Reset Adaptations, Reset Adaptions Variants, Reset AdBlue metering module adaptation, Reset after AdBlue exchange adaptation, Reset after changing NOx sensor, Reset after diesel partic. filter replacement, Reset Auxiliary Heater Start Inhibit, Reset CAN adaptation values, Reset Catalytic Converter Adaptation, Reset clutch adaptation values, Reset Control Unit, Reset Cooling Media Compressor Gen. 2.0, Reset EGR Adaptation Values, Reset electric fuel pump adaptation values, Reset exhaust sensor adaptation, Reset Flywheel Adaption Values, Reset Fuel Minimum Quantity Adaption, Reset Fuel Pressure Adaptation, Reset idle adaptation, Reset Injector Adaptation Values, Reset knock control adaptation, Reset Lambda Sensor Adaptation Values, Reset Learned CAN Message, Reset Learning Function, Reset load adaptation, Reset mixture adaption, Reset puncture indicator, Reset Rear Axis and Learned Can Message, Reset SCR tank system adaptation, Reset Start Inhibit Due To Lack Of AdBlue, Reset Start/Stop Counter, Reset Starter Lock, Reset Steering Angle Calibration, Reset Steering Angle Offset Values, Reset steering wheel paddles, Reset sum of alarm triggers, Reset swirl flap control adaptation values, Reset the assembly mode, Reset The Production Mode For The Fuel Pump Control Module, Reset Tone Setting, Reset transfer case oil wear data, Reset transmission adaptation values, Reset Transmission Adaption Values, Reset trim control adaptation, Reset uneven running segment times, Reset Vanos Adaptation Values, Reset VVT minimum lift adaptation, Resetting adaptation values start/stop pct., Resistances of airbag igniter circuits, SCR-tank system initialisation, Seat belt fastening assistance adaptation, Seat Control Unit Initialization, Seat Occupancy Detection, Front Passenger, Selective (Single) Door Locking, Selector lever control unit reset, Sensor Unit Zero Position Compensation, Service Requirement Reset, Settings, Slide/Tilt Sunroof Initialization, Spark duration diagnosis - 4 Cylinder, Spark duration diagnosis, Spark Plug Maintenance Reset, Start Auto-address for Flap Motors, State Inspection Reminder Reset, Steering Basic Setting, Steering column adjustment adaptation, Steering column adjustment initialisation, Steering Column Reset Counter For All Blocked Movements, Stochastic smooth running evaluation, Store Vehicle Reference Level, Suction jet pump activation, Teach-in Exhaust Flap Or Move It Into Installation Position, Test AdBlue metering valve spray pattern, Test DWA sensors, Test of transmission parking lock, Throttle Valve Adaptation, Throttle Valve Adaption, Throttle Valve Basic Setting, Tire Pressure Sensor Registration, TPMS/RDC - Reset Production Mode, Trailer coupling initialisation, Transfer Box - Calibration, Transfer Box - Replace Control Unit, Transfer Box (VTG): Replace Control Unit, Transfer Box Oil Change, Transfer Box: Repair, Transfer Case Calibration, Transfer case oil change, Transfer case type encoding, Transm. oil check after TC/mechatr. repl., Transmission - Oil Level Adjustments, Transmission flush function, Transmission oil level indicator, Transmission position P adaptation, Transmission setting adaptation, Turbocharger adjustment, Valve current adapting, Valve lift control end stop run-in, Valvetronic Limit Position Learning Mode, Valvetronic Running-in Phase, Valvetronic: Start-Up, VANOS Adaptation, Variable camshaft timing adaptation, Variable tract intake manifold adaptation, Visual Comfort Operating/Closing Confirmation, Visual Locking Con?rmation, Window lifter motors: Adapting, Window Lifter Standard Initialization, Windshield Wiper Service Position Adjustment, Zero Speed Learning

ABS Pump Activation Test (5 seconds), AC Compressor, AC Control Panel Button - ALL, AC Control Panel Button - Auto Left, AC Control Panel Button - Auto Right, AC Control Panel Button - DEFROST, AC Control Panel Button - GBL Minus Left, AC Control Panel Button - GBL Minus Right, AC Control Panel Button - GBL Plus Left, AC Control Panel Button - GBL Plus Right, AC Control Panel Button - HHS, AC Control Panel Button - KLIMA, AC Control Panel Button - LV Left, AC Control Panel Button - LV Right, AC Control Panel Button - MAX AC, AC Control Panel Button - UML AUC, Acoustic Sensor(Buzzer), Activate Fuel Pump, Activate Radio Module, Activate SDARS, Activate/Stop/Status DSC Pulse Valves(AVHLAVHR), Activate/Stop/Status DSC Pulse Valves(AVVLAVVR), Activate/Stop/Status DSC Pulse Valves(EVHLEVHR), Activate/Stop/Status DSC Pulse Valves(EVVLEVVR), Actuate of the Blower Output Stage, Actuation, Electric Fuel Pump, Actuator Test, Additional EGR Cooler Bypass, Additional Water Pump for Low-temperature EGR Circuit, Air Flow Control 2, Air Suspension Sensor Initialization, Air Valve 2, Air Valve, Alarm System Emergency Power Siren, Alarm System Light-Emitting Diode, Audio system self test, AutoHold LED Control, Automatic Engine Stop Disable, Backrest Adjustment, Backrest Adjustment: Width, Backrest Head Adjustment, BDC Terminal_15 (de-)activation, Black Test Card, Blinkers, Blower at 80%, Blue Test Card, Boost Pressure Plate 1 Trigger, Boost Pressure Regulator 1, Boost Pressure Regulator 2, Brake Light, Brake Lights, Brake Line Mix-up test, Button LED, Button Lighting, Check Antennas, Clock Fuel Injector 1, Clock Fuel Injector 2, Clock Fuel Injector 3, Clock Fuel Injector 4, Clock Fuel Injector 5, Clock Fuel Injector 6, Close Slide / Tilt Sunroof (SHD), Close Sliding Head Liner (ESH), Close The Rear Lid, Clutch Function Test With Delete Angle, Clutch Function Test, Compression Test, Compressor Clutch, Control Auxiliary Fan, Control Flap Motor Addressing - Direction of Movement, Control Flap Motor Addressing - Emergency Activation, Control Flap Motor Addressing - Emergency Run Limit Position, Control Knob Clockwise Turn, Control Knob Counter-Clockw. Turn, Control Tank Ventilation Valve, Control The Electric Cooling Fan, Control Valve In A/C Compressor, Controlled Air Flow Control, Coolant System Ventilation, Cooling System Ventilation, Cornering Light Functional Test, Cornering Light, Crank Case Vent Heater, Cruise Control Marking Test, Deactivate Hard Disk Protection Mode, Defroster Flap 100%, Defroster Flap at 0%, Delete Coupled Bluetooth Devices, Determining The Injector, Diagnosis Module, Tank Leakage : Heating, Diagnosis Module, Tank Leakage : Pump, Diagnosis Module, Tank Leakage : Valve, Dim mirror, Display Control Test - Bit Pattern 1, Display Control Test - Bit Pattern 2, Display Control Test - Bit Pattern 3, Display Control Test - Bit Pattern 4, Display Control Test - Bit Pattern 5, Display Control Test - Bit Pattern 6, Display Control Test - Bit Pattern 7, Display Control Test - Bit Pattern 8, Display Test, Door Interior Handle Illumination, Driver Seat Normalization, Dynamic-Pressure Flap at 0%, Dynamic-Pressure Flap at 100%, E-Box Fan Control, EGR Bypass Flap, Electric Coolant Pump (50%), Electric Coolant Pump (95%), Electric Coolant Pump, Electric Fan Actuation, Electric Fan Relay, Electrical Fan, Electronic Parking Brake - Start-up, Electronic Parking Brake Service Mode Activation, Electronic Parking Brake Service Mode Deactivation, Electronic Ride Height Control (EHC): Ride Height Sensors, Electronics Box Fan, Electronics box, Emergency Loudspeaker Test, Ended All Actuators Started with Diagnostic, Engine Malfunction Lamp, Engine Oil Quantity, ESP Test, Evaluate the Battery State of Charge, Exhaust Air Flap, Exhaust Flap, Exhaust Gas Recirculation, Exhaust Valve, Exterior Mirror Self Test, Exterior mirror: System self-test, FBM 1 Sensoric Test, FBM 1 Test, FBM 2 Sensoric Test, FBM 2 Test, FBM 3 Sensoric Test, FBM 3 Test, FBM 4 Sensoric Test, FBM 4 Test, FBM 5 Sensoric Test, FBM 5 Test, FBM 6 Sensoric Test, FBM 6 Test, FBM 7 Sensoric Test, FBM 8 Sensoric Test, FBM 8 Test, FKA Blower, Flap Motor Opening - Bel Left Middle, Flap Motor Opening - Bel Left Outside, Flap Motor Opening - Bel Left, Flap Motor Opening - Bel Right Middle, Flap Motor Opening - Bel Right Outside, Flap Motor Opening - Bel Right, Flap Motor Opening - Defrost, Flap Motor Opening - Fan, Flap Motor Opening - FL Fan, Flap Motor Opening - FL Stau, Flap Motor Opening - Left Foot, Flap Motor Opening - Left Layer, Flap Motor Opening - Left Rear Foot, Flap Motor Opening - Left Rear Layer, Flap Motor Opening - Right Foot, Flap Motor Opening - Right

Layer, Flap Motor Opening - Right Rear Foot, Flap Motor Opening - Right Rear Layer, Flap Motor Opening - STAU Pressure, Fog Lights, Fold/Unfold Mirrors, Footwell Flap, Front Left, at 0%, Footwell Flap, Front Left, at 100%, Footwell Flap, Front Right, at 0%, Footwell Flap, Front Right, at 100%, Footwell Flap, Rear Left, at 0%, Footwell Flap, Rear Left, at 100%, Footwell Flap, Rear Right, at 0%, Footwell Flap, Rear Right, at 100%, Fresh Air and Recirculated Air Flap at 0%, Fresh Air and Recirculated Air Flap at 100%, Front Blower, Front Door Power Windows Regulator Initialisation, Front Driver Side Power Window Close, Front Driver Side Power Window Open, Front Left Seat Heater Button, Front Left Seat Heating, Front Passenger Side Power Window Close, Front Passenger Side Power Window Open, Front Right Seat Heater Button, Front Right Seat Heating, Fuel Injector 1, Fuel Injector 2, Fuel Injector 3, Fuel Injector 4, Fuel Injector 5, Fuel Injector 6, Fuel Injector Off 1, Fuel Injector Off 2, Fuel Injector Off 3, Fuel Injector Off 4, Fuel Injector Off 5, Fuel Injector Off 6, Fuel Injector Off 7, Fuel Injector Off 8, Fuel Injector Off Test, Fuel Injector, Fuel Pressure Regulator, Fuel Pump (EKPS) Activation - 120 L/hr, Fuel Pump Activation - Full Load, Fuel Pump Reset, Fuel Pump Timeout, Fuel Pump, Fuel Quality Recognition, Fuel Tank Vent Valve, Fuel Tank Ventilation Valve, Functional Display, Gear Change Idle Speed Activation, Generator Control, Green Test Card, Headlight Washer System, High Pressure Compressor Bypass 1, High Pressure Pump Relay, High-Beam Headlights, Horn Relay, Horn, HUD Full Brightness, IBS Current Measurement Control, Idle Speed Control Valve, Bank 1, IHKA Indicator Lights, Illumination (LED AC Max) Control, Illumination (LED AC) Control, Illumination (LED All) Control, Illumination (LED AUC) Control, Illumination (LED Auto Left) Control, Illumination (LED Auto Right) Control, Illumination (LED Defrost) Control, Illumination (LED HHS) Control, Illumination (LED Left Seat Heating 1) Control, Illumination (LED Left Seat Heating 2) Control, Illumination (LED Left Seat Heating 3) Control, Illumination (LED Right Seat Heating 1) Control, Illumination (LED Right Seat Heating 2) Control, Illumination (LED Right Seat Heating 3) Control, Illumination (LED UML) Control, Injection Valve 1 Control, Injection Valve 2 Control, Injection Valve 3 Control, Injection Valve 4 Control, Injection Valve 5 Control, Injection Valve 6 Control, Injector (1-3) off (Engine Running Injector KILL Test), Injector (1-4) off (Engine Running Injector KILL Test), Injector (1-6) off (Engine Running Injector KILL Test), Injector (1-8) off (Engine Running Injector KILL Test), Injector (7-12) off (Engine Running Injector KILL Test), Injector B1 (1-4) off (Engine Running Injector KILL Test), Injector B2 (5-8) off (Engine Running Injector KILL Test), Instrument Cluster Self Test, Insulation Test of Cooling Media Compressor - Active High-Side, Insulation Test of Cooling Media Compressor - Active Low-Side, Interior Lighting, Issue Front PDC Signal Tone, Lambda Probe Heating Before Kat (Bank1), Lambda Probe Heating Before Kat (Bank2), LED headlamp test, Locator Lighting, Lock All Doors, Lock and Enable, Low-Beam Headlights, Lower Slide / Tilt Sunroof Glass (SHD), LWR Reference Run, Malfunction Indicator Lamp Test, Measured Data Wheel Electronics, MIL Lamp, Mirror Heating, Mixed Air Flaps at 0%, Mixed Air Flaps at 100%, Most 3DB, Motor Fan, Move SMC left to bottom left, Move SMC left to bottom right, Move SMC left to top left, Move SMC left to top right, Move SMC right to bottom right, Move SMC right to top left, Move SMC right to top right, MSA Automatic Motor Start-Stop Disabling, MSA2 DEAK SAV, Normal Sleep Mode, No-Signal Test Screen, OBD Readiness Status, OBD Readiness Values 1, OBD Readiness Values 2, Oil Pressure Control Trigger, Oil Pressure Control, Oil Pressure Valve (Regulated Oil Pressure System) Control, Open and Close Radiator Blind, Open rear lid contact switch, Open Slide / Tilt Sunroof glass (SHD), Open Sliding Head Liner (ESH), Open Tailgate (Tailgate Lock Must Be Open), Outlet Valve Rear Right, Output Check Control Gong, Output Tests (03), Oxygen Sensor Heater Bank 1 Sensor 1, Oxygen Sensor Heater Bank 1 Sensor 2, Oxygen Sensor Heater Bank 2 Sensor 1, Oxygen Sensor Heater Bank 2 Sensor 2, Park Distance Control, Parking Brake Lock Test, Parking brake run-in, Parking Brake: Initial Operation, Parking Brake: Workshop Mode, Power Down, Pulse-wheel test, Pump Control, Quantity control valve HDP5, Radiator Blind bottom, Radiator Blind Top, Radiator Blind, Raise Slide / Tilt Sunroof glass (SHD), Read actual electric fuel pump, Read Configuration, Read Out Battery Status, Read Service

Needs, Re-Address, Rear center sun blind, Rear Driver and Passenger Window Regulator Initialization, Rear Driver Side Power Window Close, Rear Driver Side Power Window Open, Rear Driver's Door Power Window Regulator Initialisation, Rear Fog Light, Rear left sun blind, Rear Lift / Lower Sequence, Rear Passenger Door Power Window Regulator Initialisation, Rear Passenger Side Power Window Close, Rear Passenger Side Power Window Open, Rear Passenger's Door Power Window Regulator Initialisation, Rear right sun blind, Rear window lifter: Close, Rear window lifter: Open, Rear Wiper, Recirculation Valve Trigger, Red Test Card, Release of Manual Shift Gate, RL window lifter open and close, RR window lifter open and close, Run in Protection for A/C Compressor, Seat Adjustment/Seat Angle Down, Seat Adjustment/Seat Angle Up, Seat Cushion Extension, Seat Fore-And-Aft Adjustment, Seat Height Adjustment, Front, Seat Ventilation Left Button, Seat Ventilation Right Button, Secondary Air Pump Control, Service Function Measured Data Wheel Electronics, Servo Motor And Clutch Actuation, Set Front Footwell Flaps to 0%, Set Front Footwell Flaps to 100%, Set Front Stratification Flaps to 0%, Set Front Stratification Flaps to 100%, Set Temperature on AC Control - Left, Set Temperature on AC Control - Right, Set the Running-in Protection for Air-condition Compressor, Set Voltage BSD, SHZH Dosing Pump, SHZH Fuel Warm-Up, SHZH Gluestift, Simulate Pressing The Audio Buttons - Eject, Simulate Pressing The Audio Buttons - Mode, Simulate Pressing The Audio Buttons - On/Off, Simulate Pressing The Audio Buttons - Search Left, Simulate Pressing The Audio Buttons - Search Right, Simulate Pressing The Audio Buttons - TP, Smooth running evaluation - 4 Cylinder, Smooth running evaluation, Smooth running test, Solenoid Valve - Tank Ventilation, Solenoid Valve, Tank Ventilation, Sound damper, Speed Cooling Media Compressor, Start Relay, Start Station Search, Start-up EDC, Start-up lane change warning sensors, Station Search For Strongest TV Channel, Steering Wheel Vibration, Stepper Motors Self Test, Stratification Flap, Front Left, at 0%, Stratification Flap, Front Left, at 100%, Stratification Flap, Front Right, at 0%, Stratification Flap, Front Right, at 100%, Stratification Flap, Rear Left, at 0%, Stratification Flap, Rear Left, at 100%, Stratification Flap, Rear Right, at 0%, Stratification Flap, Rear Right, at 100%, Supply DME Power, Supply Injection, Ignition Relay HDPI, Suppress Mirror Glare, Switch cylinder correction, Switch Info Display Off/On, Switch On/Off Radio Data System, Switch On/Off Traffic Reports, System Identification, System Self-Test, System Test, System Test, Fuel Tank Leak Diagnosis, Tail Lights, Tank Ventilation Valve Actuation, Temporary Activation and Temporary Deactivation, Test CD/DVD ejection, Test Screen, Test Tone With 10,000 Hz, Test Tone With 100 Hz, Test Tone With 1000 Hz, Thermostat Control, Throttle Control, Throttle Valve, Throttle Valve, Bank 1, Throttle Valve, Bank 2, Time Controlled Sleep Mode, Transfer Pump, Tuner Frequency 88.9 MHz, Turbocharger Coolant Pump, Turn-Signal Indicator Light (Flashing To Indicate Defect), Turn-Signal Indicator Light (Normal Flashing), Unlock All Doors, Unlock Rear Lid, Vanos Exhaust Valve, VANOS Inlet, Vanos Intake Valve, Vanos Outlet, Variable Intake System 1, Variable Intake System 2, VDM: Study the Adjustment Value, Ventilation Flap, Left, at 0%, Ventilation Flap, Left, at 100%, Ventilation Flap, Right, at 0%, Ventilation Flap, Right, at 100%, VTG Function Check, VVT (VANOS) Relief Relay, VVT Tests, Waste Gate Solenoid (WGS), Wastegate Valve, Water Pump Control, Wheel Electronics - Warning and Calibration Data, Wheel Speed Sensor Functional Test, Wheel Speed Sensor Supply, Windscreen Washer Pump, Wiper end position test, Wiper Service Position

New Fiat Coverage

1 new Adjustment type special tests:

Back Lighting

57 new Actuation type special tests:

All Stop Lights W-O Combined Rear Lighting, Backlighting, Button Leds PWM Duty, City Brake Control Off, CNG (Compressed Natural Gas) Reserve, Dasm Safety Indication Adaptive Cruise

Control, Dasm Safety Indication Normal Cruise Control, Deactivation Parking Sensor, DEF (Diesel Exhaust Fluid), Doors-Boot-Bonnet Open Indication, DRL Left, DRL Right, DSU LED Command 1, DSU LED Command 2, DSU LED Command 3, Electronic Traction Control (ETC) Lamp, Electrovalve Clutch Command (K2), Electrovalve Odd Gear Command (K1), Engine Misfire - EOBD Engine Fail, Engine Misfire-EOBD Engine Fail DEF-UREA Fail, ESC - HILL HOLDER Sys Fail Indicator, External Mirror Fold, External Mirror Unfold, FCW Indication Forward Collision Warning, FCW Off (Deactivation), FCW System Intervention-Failure, Front Position-DRL Light Halogen, Fuel Reserve - Limited Range, Fuel Type, Hand Brake-Braking System Fail-Brake Fluid Low Level, High Beam Enabled, High Beam Headlamp Control And Indication, Hill-Holder Safety Lamp, Lane Departure Warning (LDW), Left Rear Stop Light (Fixed), Left Rear Tail Light + Side Marker, Left Rear Tail Light, Left Rear Turn-Stop (NAFTA), Left Rear Turn-Stop Light (Fixed), Main-Left Temp. Door Position, Puddle Light, Range Selection Electrovalve Command (1st-2nd), Range Selection Electrovalve Command (5th-R), Ready To Drive, Rear Ceiling Lights, Rear Parking Lights Command LED, Right Front Turn Light-Lateral, Right Rear Tail Light (Fixed), Right Rear Turn Lights (EMEA), SBMT 0, SBMT2 (Supply Battery Monitoring Time), SDC Status Red LED, SDC Status White LED, Tow- Haul Indication, TPMS Not Available - Not Programmed, TPMS Not Programmed - Not Available, Turn Rear Lateral Lights Left

New Mercedes Coverage

- Added coverage for 457 new system applications

137 new Adjustment type special tests:

Activate/Deactivate Roller Dynamometer Mode, Adapt/Matching After ECU Replacement, Adaptation Of Component 'Torque Converter Lockup Clutch', Adaptation Procedure For Torque Converter Lockup Clutch, Adaptation Via Engine Coolant Temperature, Adaptation Via Torque Ranges, Adblue Circuit System Bleeding, Adblue Circuit System Drainage, Adblue Pump Initialization, Adblue Tank Level Sensor Calibration, Anti-Pinch Protection Teach-in Process, Assignment Of Hydraulic Shift Elements, Automatic Setting Air Damper Control Motors, Breaking-In Of Refrigerant Compressor, Calibrate Control Unit ISM for Direct Select Module, Calibrate ECU (Intelligent Servo Module / DIRECT SELECT), Calibration Of Component 'Electric Parking Brake', Calibration Of Component ESP Control Valves, Calibration Of Steering Angle Sensor, Calibration Of Touch-Sensitive Surface, Calibration Touchpad, Coding Reset, Confirmation Of Battery Change, Confirmation Of General Maintenance, Control Unit Calibration, Control unit re-start, Control Unit Run-On Time Adjustment, Correction Programming of Ignition, Customer Request, Date And Time, Deactivation of Production Mode, Definition, Display And Reset Adaptation Values, ECU Reset, Enabling Of Engine Start After Crash Event, Enrich In Case Of Poor Fuel Quality, Enriching The Fuel-Air Mixture By 10%, Enriching The Fuel-Air Mixture By 23%, Entry Of Manufacture Date Of Headlamp, Front Control Motor Basic Settings, Head Restraint Adjustment, Headlamp Range Adjustment, Headlight Binning (Replacement), Help, High Voltage Component Lock Engagement, High-Voltage Component Lock Disengagement, Important Information On Adaptation Limit Values, Increase Idle Speed With Range Engaged, Increase Idling Speed, Initial Startup, Initial Test/ Oil Condition Check/ Oil Level Check, Injector Quantity Adjustment, Level Calibration, Mixture Adaptation, Move To Calibrated Vehicle Level, Normalization of actuator motors, Normalization Of Power Window, Normalization, Octane number adjustment 89 RON, Octane number adjustment 91 RON, Octane number adjustment 93 RON, Octane number adjustment 95 RON, Operating Hrs Ctr Reset-Parking,Standing,Daytime Running Lights, Pairing Audio/Comand MBRACE (Internet Connection), Perform Calibration, Performing Adaptation Of Transmission Control, Read Adjust Value, Reduce Idling Speed With Range Engaged, Reduce Idling Speed, Reinitialize the Active Service System (ASSYST), Reset Adaptation Parameters, Reset Adaptation Values Converter

Clutch, Reset Adaptation Values for Shift Operation, Reset Adaption To Factory Setting, Reset Adaption Value, Reset Circuit Adaptation Values, Reset Compressor Actuation History, Reset Fuel Adaptation Parameters, Reset Idle Speed in Gear, Reset Idling Speed To Factory Setting, Reset Learned Values, Reset Mistaken General Maintenance, Reset of coding, Reset Of Compressor Operating Time, Reset Of Function 'Ring memory', Reset Of Mixture Adaptation Values, Reset Operated Hour Counter Headlamp, Reset Operating Hours Counters Of LF Headlamp Unit, Reset Operating Hours of Front Fan Motor 1, Reset Operating Hours of Front Headlight, Reset Operating Hours Of Left Front Lamp Unit Fan Motor 2, Reset reverse gear adaptations, Reset Steering Angle Offset Values, Reset Transmission Adaption Values, Reset Vacuum Pump Actuation Counter, Resetting Adaptation Values, Resetting Learned Values 'Deceleration Mode', Resetting Of Assignment Of Control Unit To Vehicle Side, Resetting Of Service-Interval Display, Resetting Reading Of Frequency Counter For Ethanol, Resetting the Component (Right front lamp unit fan motor 2), Resetting The Operating Hours Counter Of Left Xenon Headlamp, Resetting The Operating Hours Counter Of Right Xenon Headlamp, Resetting The Service Life Data Of Automatic Transmission, Resetting The Service Life Data Of Torque Converter, Restore Calibration, SDR Clear History Get Position Start, Selector Sensor Learning, Service Interval Display Reset, Service Interval Reset Faulty, Solenoid Valve Calibration, Start Control Unit Reset, Status Of Teach In Processes, Store Vehicle Reference Level, Suspension Level Calibration, Swivel-Type Trailer Coupling Initialization, Teach In Of Positions For Camshafts, Teach In Of Throttle Valve Stop, Teach In Sensor Rotor Adaptation, Teach-in After Replacement Of 'AdBlue® Metering Valve', Teach-In Of Actuator Motors, Teach-in Of Drive Authorization System, Teach-in of Position Sensor of Park Pawl, Teach-in Of Selection Range Sensor, Teaching In the Ethanol Proportion In The Fuel, Throttle Valve Adaption, Tire Pressure Sensor Adaption, Total Maintenance Reset, Transfer Of Manufacturer Default Settings, Transmit VIN To Control Module 'Mbrace', Turnoff The Solenoid Valve Of Torque Converter Lockup Clutch, Upshifts, Valve Flushing, Variant Coding Reset, Warranty Or Goodwill Processing, Write Adjust Value, Zero Position Adjustment

236 new Actuation type special tests:

1st Seat Row/Trunk Refrigerator Box And Power Outlet Relay, 2nd Seat Row Cup Holder And Power Outlet Relay, A/C Water Valve, Acoustic Alarm Mode, Activate Roller Dynamometer Mode, Activate The Demo Mode Of Exterior Lighting, Activated Charcoal Shut-Off Valve, Activation Of Fuel Pump, Active Curve Lighting With Steering Angle, Active Curve Lighting, Actuation of Actuator Motor In Position P,R,N And D, Actuation Of Fan, Actuation Of Fuel Pump, Actuator Control, Actuator Motor Position, Adblue Circuit Leak Test, Adblue Pressure Pipe Heating Test, Adblue Tank Heating Test, Air Conditioner Performance Test, Airmatic Pressure Relief Valve, Airmatic Relay, Ambient Lighting And Warning Lamp, Ambient Lighting in Cab and Center Console, Ambient Lighting In Cockpit And Center Console, Ambient Lighting In Cockpit, Ambient Lighting In Footwell, Ambient Lighting Rear, Automatic Low Beam Test, Backrest Inclination Adjustment Test, Blower Regulator / Blower Motor, Boost Pressure Control Pressure Transducer, Boost Pressure Positioner, Brake Lamp, Button Lighting of MFL (Multifunction Steering Wheel), Button Lighting, Center Brake Lamp, Central Instrument Panel Speaker, Charge Spring Accumulator, Charging Of Suspension Fluid Reservoir, Check Signal Line To Component "Audio Or COMAND", Clear Alarm Sources, Closing Of Torque Converter Lockup Clutch, Color Display, Combustion Engine And AC With Integrated Control Fan Motor, Confirm Overall Maintenance, Coolant Circulation Pump, Coolant Pump Switchover Valve, Cooling Fan Motor, Current Field Strength FM, Cylinder 1 Fuel Injector, Cylinder 2 Fuel Injector, Cylinder 3 Fuel Injector, Cylinder 4 Fuel Injector, Deceleration Air Switchover Valve, Defogger Control, Defroster/Footwell/Center Air Vent Flap Actuator Motor, Display Lighting, Display Of Adaptation Values, Display Of Coding Data, Display Of CVN, Display of Model Check Number, Display Of SCN, Display Test, Display, Display: Service, Drive Position Selection, Driver Seat Backrest Inclination Adjustment Motor, Driver Seat Cushion Length

Adjustment Motor, Driver Seat Forward/Backward Adjustment Motor, Driver Seat Head Restraint Adjustment Motor, Driver Seat Height Adjustment Motor, Driver Seat Inclination Adjustment Motor, Driver Side Air Vent Ionizer, Dynamometer Mode ON/OFF, Empty Fuel Tank, Engine and AC Fan (without Common Powertrain Controller), Engine Diagnosis Indicator Lamp, Engine Fuse And Relay Module, Engine Oil Pump Valve, Evap Test (Purge and Seal), Exhaust Camshaft Solenoid, External Feed And Supply Voltage, Fan Test, FBS Status Start, FBS Status, FBS3 Activation, FBS3 Deactivate Transport Protection, FBS3 Personalization, FBS4 Data00 Request Results, FBS4 Data01 Request Results, Fill Suspension Strut - Left Front, Fill Suspension Strut - Left Rear, Fill Suspension Strut - Right Front, Fill Suspension Strut - Right Rear, Footwell Lighting, Fresh Air/Ram Air/Recirculated Air Flap Actuator Motor, Fresh Air/Recirculated Air Flap Actuator Motor, Front Acoustic Signal Frequency, Front Acoustic Signal Volume, Front Roller Sun Blind, Fuel Injectors, Fuel Pressure Reduction, Fuel Pump Test, Functional Lighting, Illuminated Door Sill Moldings, Indicator Lamps, Injectors Leak Test, Inlet Camshaft Solenoid, Instrument Cluster Speaker, Instrument Lighting, Intake Camshaft Solenoid, Intelligent Light Spread, Internal Fan, Left A - Pillar Air Distribution Actuator Motor, Left B - Pillar Air Distribution Actuator Motor, Left Blend Air Flap Actuator Motor, Left Center Air Vent Flap Actuator Motor, Left Defroster Flap Actuator Motor, Left Footwell Flap Actuator Motor, Left Front Axle Damping Valve Unit, Left Front Headlamp, Left Front NR Valve, Left Front Reversible Emergency Tensioning Retractor, Left Fuse And Relay Module, Left Rear Axle Damping Valve Unit, Left Rear Center Air Outlet Actuator Motor, Left Rear NR Valve, Left Side Air Vent Flap Actuator Motor, License Plate Lamps, Lighting Of Component Direct Select Shift Lever, Lighting Of Component Trunk Lid Emergency Opening Switch, Lighting Of Component 'Trunk Lid/Liftgate Control Button', Low Temperature Circuit Circulation Pump 1, Low Temperature Circuit Switchover Valve, Lower Left Blend Air Flap Actuator Motor, Lower Right Blend Air Flap Actuator Motor, Map Version Update Matrix, Mirror Glass, Mixture Formation, Muting, No-Load Current Shot-Off Relay, Oil Level Check, Outlet Camshaft Solenoid, Panoramic Sliding Sunroof, Perfume Atomizer Generator, Pointer Tests, Positive Temperature Coefficient (PTC) Heater Booster, Preinstalled NAVI Markets Request Results, Purge Switchover Valve, Purging Switchover Valve, Quantity Control Valve, Rail Pressure Reduction, Ram Air Flap Actuator Motor, Read actual electric fuel pump, Read Service Needs, Rear Acoustic Signal Frequency, Rear Acoustic Signal Volume, Rear Fog Lamp, Rear Roller Sun Blind, Rear Seats, Rear Side Marker Lamps, Rear Window Heater Relay, Rear Window Roller Sun Blind Motor, Rear Window Wiper, Reception Measurement, Refrigerant Compressor Magnetic Clutch, Refrigerant Compressor, Release Pressure In Suspension Strut - Left Front, Release Pressure In Suspension Strut - Left Rear, Release Pressure In Suspension Strut - Right Front, Release Pressure In Suspension Strut - Right Rear, Reserve Relay, Restart The MOST Ring, Result Of Self-Test, Reversing Lamp, Right A - Pillar Air Distribution Actuator Motor, Right B - Pillar Air Distribution Actuator Motor, Right Blend Air Flap Actuator Motor, Right Center Air Vent Flap Actuator Motor, Right Defroster Flap Actuator Motor, Right Footwell Flap Actuator Motor, Right Front Axle Damping Valve Unit, Right Front Headlamp, Right Front NR Valve, Right Front Reversible Emergency Tensioning Retractor, Right Rear Axle Damping Valve Unit, Right Rear NR Valve, Right Side Air Vent Flap Actuator Motor, Routine Result Pending, Sample Display, Seat Cushion Length Adjustment Motor, Seat Forward/Backward Adjustment Motor, Seat Height Adjustment Test, Seat Inclination Adjustment, Segments On Speedometer, Self Test, Set Function Mode: Control, Set Function Mode: Installation, Set Function Mode: Normal, Set Function Mode: Roll, Shift Lever Switch Position, Shift Transmission to N, Signal Level, Signal Quality, Smooth running evaluation, Software version, Solenoid Test, Spray Nozzle Heating And Spray Nozzle Hose Heater, Status LEDs, Steering Column In/Out Adjustment Motor, Steering Column Up/Down Adjustment Motor, Steering Wheel Vibration Motor, Switch Lighting, Switch Off Incline Recognition For Dynamometer Mode, Switch On Display, Switch To Normal Mode, Symbol Lamp (Audio/Command Control Panel), Symbol Lamp, System Self-Test, Tail Lamp/ Brake Lamp, Tail Lamps, Tank Cap Central Locking (CL/ZV) Actuator,

Terminal 15R Relay, Terminal 87 Status, Throttle Valve Actuator, Trunk Lamps, Trunk Lid Lock Motor, Upper And Lower Audio/COMAND Display Ambient Lighting, Upper Left Blend Air Flap Actuator Motor, Upper Right Blend Air Flap Actuator Motor, Vehicle Interior Terminal 15 Relay, Volume and Frequency, Warning Message, Windshield Washer System Pump, Wiper Blade Heater, Wiper Park Position Heater Relay

New Volkswagen Coverage

- Added coverage for 105 new system applications

2615 new Adjustment type special tests:

03 - Adaptation -J104- with Trailer Stabilization, 12 Volt Energy Management Reset Basic Setting, A/C Comfort Parameter For Start/Stop Function, A/C Compressor Adaptation, AAU CL Address, ABS Pumping Characteristic, Accepting Component List, Access EEPROM Value, Accumulator bleeding, Accumulator charging, Acknowledge Comfort Closing With Flashing Light, Activ./deactiv. Traffic Message Channel (TMC), Activate Display, Activate Gateway Control Unit Transport Mode, Activate Service Position, Activate shipping mode, Activate Showroom Mode, Activate/Deactiv. Pass.Compartm.Suppl.Heater, Activate/Deactivate Cruise Control, Activate/Deactivate Emergency Braking Flashing, Activate/Deactivate Emergency Warning Flashing, Activate/Deactivate Freeway Blinking, Activate/Deactivate Front Wiper Service Position, Activate/Deactivate Parking Lights, Activate/Deactivate Production Mode, Activate/Deactivate Roller Dynamometer Mode, Activate/Deactivate Start/Stop Function, Activate/Deactivate Water Droplet Removal, Activating CAirHt Logic, Activation Deactivation Of Popups For Active Tracking Services, Activation Of Bypassvalve Starting In Control Pause Threshold F, Activation Time Of Basic Adjustment Air Conditioner Compressor, Activation Time To Close Rear Lid With Remote Control, Activation Time To Open Rear Lid With Remote Control, Activation Tone Adjustment, Active Noise Cancellation EOL Test, Actuation Time To Open Rear Lid With Remote Control, Actuator Test Increment, Actuator Test Passes, Actuator Test Start Frequency, Actuator Test Stop Frequency, Adapt Automatic Rear Lid Locking At 5 km/h, Adapt Cardan Sync, Adapt Chain Lengthening after Eng Components Replacement, Adapt Chain Lengthening after Timing Chain Replacement, Adapt Chain Lengthening Diagnosis after ECM Replacement, Adapt Chain Lengthening with No Parts Replaced, Adapt Charge Air Pressure Actuator-After Component Replacement, Adapt Convenience Blinking Cycles, Adapt DPF Adaptation Values, Adapt Fuel Consumption Indicator, Adapt Fuel Gauge, Adapt Opening An Individual Door, Adapt Parking Light at Terminal 15, Adapt Signal Horn At Terminal 15, Adaptation - A/C System Start-Up Behavior, Adaptation - Activation Seat Ventilation, Adaptation - Activation Temperature Window Heater, Adaptation - After Heating Time Of Auxiliary Heater, Adaptation - After Run Time For Auxiliary Heater With A/C, Adaptation - Auxiliary Heating Retrofit Without CAN, Adaptation - Basic Setting Running Time For Compressor Break-In, Adaptation - Blower Reduction During Slow Driving, Adaptation - Compressor Activation In Efficiency Mode, Adaptation - Compressor Ratio For Torque Calculation, Adaptation - Duration Of Compressor Run-In, Adaptation - Electro Magnetic Tolerance Mode Of Actuator Motors, Adaptation - End Stops Of Position Sensors In Vents, Adaptation - End Values Of Position Sensors In Vents, Adaptation - Front Windshield Heater, Adaptation - Humidity Management, Adaptation - Interior Air Conditioning Status, Adaptation - Maximum Running Time For Pump After Run, Adaptation - MMI Display Time At Temperature Adjustment, Adaptation - MMI Display Time, Adaptation - MMI Display Unit For Rear Control, Adaptation - Reducing Window Condensation At High Air Humidity, Adaptation - Reset Adaptation Value Of Vent Position Sensors, Adaptation - Seat Heating Activation, Adaptation - Seat Ventilation Activation Level, Adaptation - Stop Enable For Start/Stop Function, Adaptation - Tolerance Range For Flap End Stops, Adaptation - Windshield Defogger Takeover, Adaptation (10) / Long Adaptation (0A), Adaptation Acknowledgement Comfort

Locking, Adaptation Acoustic Feedback When Locking, Adaptation Acoustic Feedback When Unlocking, Adaptation -Activation Temperature Seat Heating, Adaptation -Activation Temperature Seat Ventilation, Adaptation ATAS Alarm Delay, Adaptation Automatic Locking, Adaptation Automatic Unlocking, Adaptation Coming Home Function, Adaptation Country Setting Of Intelligent Alarm Horn, Adaptation Engine Temperature Management Actuator, Adaptation Feedback For Locking By A Key, Adaptation Feedback For Locking Via RRC, Adaptation Feedback For Unlocking Via A Key, Adaptation Feedback For Unlocking Via RRC, Adaptation Flashing Cycles For Convenience Turn Signal Feature, Adaptation Headlamp Washer System, Adaptation Inclination Sensor Sensitivity, Adaptation Interior Monitoring Sensitivity, Adaptation Leaving Home Function, Adaptation Locking Via Access And Start Authorization, Adaptation Of Air Flow In Footwell, Adaptation Of Blower Voltage During Compressor Break In, Adaptation Of Cam Shaft Position Sensor, Adaptation Of Coolant Pump, Adaptation Of Fresh Air Blower Voltage, Adaptation Of Idle Speed, Adaptation Of Radiator Shutter, Adaptation Of Service-Interval Display, Adaptation Of Temperature Characteristic In Summer Mode, Adaptation Of Temperature Characteristic In Winter Mode, Adaptation Of Transmission Neutral Position Sensor, Adaptation Radiator Shutter Motor, Adaptation -Seat Heating Activation Level, Adaptation Steering Wheel Heater, Adaptation Unlocking Via Access And Start Authorization, Adapting Battery Monitoring (Sounder), Adapting End Stops, Adapting Of Control Motors, Adapting Single Door Unlock, Adapting/Setting Turbocharger, Adaption After Adjustment, Adaption Function Reset, Adaption of application point, Adaption Of Brake Pedal Sensor, Adaption Of Camshaft Angle Based On Knock Sensor, Adaption Of Clutch Slip Points, Adaption Of Crankshaft Sensor Tolerance, Adaption Of Differential Pressure Sensor For DPF, Adaption of Differential Pressure Sensor Low Pressure EGR, Adaption Of Engine Torque Loss In Idle Speed, Adaption Of Exhaust Gas Flap 2, Adaption Of Exhaust Gas Flap, Adaption Of Low Pressure EGR Exhaust Flap Actuator, Adaption of low pressure EGR valve, Adaption Of Oxygen Sensor Bank 1 Sensor 1 Binary Type, Adaption Of Radiator Shutter Control, Adaption Of Reductant Tank Level Sensing To Raw Value, Adaption Of Speed Limitation, Adaption Of Turbo Charger 1, Adaption Of Turbo Charger Bypass Valve, Adaption Of Turbocharger Turbine Inlet Actuator, Adaption Of Water Mixing Actuator Charge Air Cooling, Adaption Of Work Engine Speed Maximum, Adaption Sequence Of Hybrid Components, Adaptiondyn.oil Press. Warn.:speed Threshold, Adaptive Brake Light, Adaptive Damping System Basic Setting, Adaptive Starting Assistant, AdBlue (SCR) Reset, Adblue Circuit System Drainage, Adblue Circuit: Pressure Reduction, Adblue Dosing Valve: Test, AdBlue Injected Quantity Test, Adblue Metered Quantity Measurement, Adblue Tank Level Reset, Added Offset To Can Bus Signal Deck Lid Position, Additional Features, Additional Functions, Additional Heater Glow Plug: Reset Adaptation Values, Additional Heating Lower Threshold Coolant Fluid Temp, Additional Heating Lower Threshold Outdoor Temp, Additional Heating Temp Threshold Big To Med, Additional Heating Temp Threshold Big To Power, Additional Heating Temp Threshold Low To Control Pause, Additional Heating Temp Threshold Low To Med, Additional Heating Temp Threshold Med To Big, Additional Heating Temp Threshold Med To Low, Additional Heating Temp Threshold Power To Big, Additional Heating Temp Threshold Start To Control Pause Or Add, Additional Heating Temp Threshold Start To Control Pause, Additional Heating Threshold For Start Delay Time, Additional Heating Upper Threshold Outdoor Temp, Additional Heating Upper Threshold Coolant Fluid Temp, Adjust/Re-adjust Charge Air Pressure Actuator, Adjustable Rear Spoiler Control Unit Data Set 1, Adjustable Rear Spoiler Control Unit Data Set 2, Adjustment Fuel Feed Pump On Low Fuel Level, Adjustment Injector 1, Adjustment Injector 2, Adjustment Injector 3, Adjustment Injector 4, Adjustment Injector 5, Adjustment Injector 6, Adjustment Of Brake Pressure Sensor, Adjustment Of Center Body Vent Blower With Voice Control, Adjustment Of Idle Speed, Adjustment Of Lateral Acceleration Sensor, Adjustment Of Longitudinal Acceleration Sensor, Adjustment Of Rotation Rate Lateral/Longit. Acc. Sensor, Adjustment Of Steering Angle Sensor, Adjustment Of Torque For Starting Up The Engine, Adjustment Range Front (High Value), Adjustment Range Front (Low Value), Adjustment Range

Rear (High Value), Adjustment Range Rear (Low Value), Adjustment: Locking Whilst Driving, Adjustment: Remote Control Conven. Actuation, Adjustment: Unlocking After Key Removal, Adjustment: Unlocking Options, After Run Of Auxiliary Heater Or Auxiliary Ventilation, After Run Time Of PTC Auxiliary Heater With AC Off, Afterrun Time, Air Cleaner Adaptation Values, Air Conditioner Compressor Inlet Time, Air Conditioner Compressor Run In, Automatic Start, Air Conditioner Control Motors: Adapting, Air Conditioner Heater Output Test, Air Conditioning Adaptation - Production Mode, Air Entrapment Test Hydraulic Unit Engine Decoupler, Air Filter Reset, Air Mass Meter Reset, Air Quality Sensor Adjustment, Air Spring Strut Bleeding, Front Axle, Air Spring Strut Bleeding, Rear Axle, Air Spring Strut Bleeding, Rear Left, Air Spring Strut Bleeding, Rear Right, Air Spring Strut Charging, Front Axle, Air Spring Strut Charging, Rear Axle, Air Spring Strut Charging, Rear Left, Air Spring Strut Charging, Rear Right, Air System Test, Airbag Control Unit: Reset Counter (roll-Over Protection Triggere, Airbag Control Unit: Roll-Over Protection Test, Alarm Delay, Alarm Horn Adjustment, Allocate Control Motors, Ambient Light Threshold Coming/Leaving-Home, Ambient Peak Total Threshold, Analog 1, Analysis 126, Analysis 13, Analysis 14, Analysis 19, Analysis 20, Analysis 7, Angular Gear Ratio, Antenna Diagnosis, Anti-Play Protection Decrease Time, Anti-Play Protection Threshold, Anti-Theft Alarm Delay, Anti-theft Alarm Vehicle Inclination Sensor, Anti-theft System Interior Monitoring, Anti-Theft-System Alarm Delay, Application Characteristics, ASAM / ODX File Version, Assembly Identification Number, Assistance Driving Light Activation/Deactivation Delay, Assistance Light Sensor Correction, Audible Feedback When Locking, Audible Feedback When Unlocking, Audible Locking Confirmation, Audible Unlocking Confirmation, Audio Data Storage Adjustment, Audio Output Delay, Audio Parameter Setting, Audio Reduction Adjustment, Audio Signal Delay Adjustment, Audio Volume Lowering, Authentic Time Length Challenge, Authentic Time Max Drift GPS To Back End In Minutes, Authentic Time Start Time Synchronisation, Auto Hold Plus Speed Threshold For Reactivation, Auto Hold Plus Speed Threshold For Shunting Situation, Auto Hold Plus Time Span For Shunting Situation, Auto Hold Switch-On Condition "Driver Belt Closed", Auto Trans Kick-Down (TCM), Auto Trans Kick-Down(ECM), Auto-Lock, Automated Test Exhaust Gas Flap, Automated Test Low Pressure EGR Valve, Automated Test Of EGR Low Pressure Filter, Automatic Addressing Of Control Motors Of Air Condition, Automatic Addressing, Automatic Air Recirculation Mode Of A/C At Wipe/Wash Function, Automatic Rear Window Wiping with Reverse Gear, Automatic Recirculation Mode Of A/C When Driving In Reverse, Automatic Transmission Fluid Level Check, Automatic Transmission Fluid Pump Calibration, Automatic Transmission Fluid Pump Function Test, Automatic Zero Potential Check, Auto-Unlock, Aux. Heating Continued Heating Time Setting, Auxiliary Air Heating Test, Auxiliary Heating Configuration Without CAN, Auxiliary Heating Run On Time, Auxiliary Heating, Auxiliary Heating/Residual Heat With Air Flow Button Activation, Auxiliary Heating/Venting Aid, Auxiliary Heating/Venting Shut-OFF, Average consumption display correction, Avg Number Of Peaks X16 Threshold, Background Scan Time Interval, Backup Battery Reset State Of Health, Backup DNS Server, Backup Power Threshold, Backup-Camera Shut-Off Speed, Base Volume (Confirmation Sound), Base Volume (Media Output), Base Volume (Microphone), Base Volume (Telephone), Base Volume (Voice Recognition), Basic Adjustment Clutch Conventional, Basic Adjustment Clutch, Basic Adjustment Electrical Fluid Pump Transmission, Basic Adjustment Transmission, Basic Distance Value for Inspection, Basic Distance Value for Oil Change, Basic Setting - Calibrate All Wheel Drive Clutch Pump, Basic Setting - Head Light Adjustment, Basic Setting - Resetting All Adaptations Values, Basic Setting / Bleeding Brake System, Basic Setting A/C Actuator Motor In, Basic Setting A/C Actuator Motor, Basic Setting A/C Compressor Break In, Basic Setting A/C Compressor Break, Basic Setting A/C Flap Door End Stops, Basic Setting A/C Flap Motor, Basic Setting Brake Bleeding, Basic Setting Brake Pedal Position Sensor, Basic Setting Brake Pressure Sensor, Basic Setting Charge Air Flow Flap, Basic Setting Electrically Adjustable Steering Column, Basic Setting Exhaust-Gas Recirculation, Basic Setting For Luggage Compartment Cover, Basic Setting Headlamps, Basic Setting Headlight,

Basic Setting Hydraulic Connections, Basic Setting Integrated Parking Brake, Basic Setting Kickdown, Basic Setting Of Cut-Out Valves, Basic Setting Of Intake Valves, Basic Setting Quit, Basic Setting Rear Lid Opening Angle, Basic Setting Rear Lid, Basic Setting Seat Occupied Recognition, Basic Setting Steering Angle Sender, Basic Setting Steering Angle Sensor, Basic Setting Tire Pressure Monitoring (TPMS), Basic Setting Tire Pressure Monitoring Display (TPMS), Basic Setting Tire Pressure Monitoring System, Basic Setting Vehicle Inclination Neutral Position, Basic Setting, Basic Setting/Bleed Brake System, Basic Setting: Clutch Engagement Point, Basic Settings (04), Basic Time Value for Inspection, Basic Time Value for Oil Change, Battery Adaptation, Battery BOX Serial Number, Battery Information/Replacement, Battery Monitoring Via Alarm Sounder, Battery Replacement, Battery Separating Deactivation, Battery Separating Relay Deactivation, Battery Serial Number, BCmE, Beginning Summer Time Month, Bleed Brakes, Bleed Cooling System, Bleed Fuel System, Bleed Pressure Lines, Bleed System/AdBlue Circuit Leak Test, Bleed, Bleeding 2 Hydraulic Unit Engine Decoupler, Bleeding Hydraulic Unit Engine Decoupler, Blower Max Voltage Limit During Auxiliary Heating/Ventilation, Blower Voltage During AC Compressor Run In, Blower Voltage Limitation For STH STL Or Residual Heat, Blower Voltage With Voice Control, Bluetooth Audio Codec, Bluetooth Connection Cleanup, Bluetooth Connection Profile Adjustment, Bluetooth interface activation/deactivation, Bluetooth Number Of User Profiles, Bluetooth Paired Devices Delete, Bluetooth Pass Key, Bluetooth Set PIN Code, Bluetooth Visibility, Body Height Wheelhouse Edge Front Left, Body Height Wheelhouse Edge Front Right, Body Height Wheelhouse Edge Rear Left, Body Height Wheelhouse Edge Rear Right, Boost Press. Actuator Basic Setting (bank 1), Boost Pressure Actuator Basic Adjustment, Boost Pressure Actuator: Adapting, Boost Pressure Control Adaptation, Brake Assist, Brake Booster, Brake Disc Drying Adjustment, Brake Disc Wiper (BDW), Brake Light Dimming, Brake Pad Replacement Step 1, Brake Pad Replacement Step 2, Brake Pressure Sensor Zero Pos. Compensation, Brake Servo Action Adjustment, Brake Stabilization Adjustment, Brake System Bleeding, Brake Temperature Monitoring Information, Braking to Standstill, Brightness Class Headlight Adaption, Bus Optical Transmission Power Reduction, Button For Central Locking In Rear Lid, Debounce Time, Button For Central Locking In Rear Lid, Start Delay, Button To Close Rear Lid In Luggage Compartment, Debounce Time, Button To Close Rear Lid In Luggage Compartment, Start Delay, C0 Adaption, Calculate Checksum (Verify VW Memory), Calculation Consumption Efficiency History, Calibrate Parking Brake, Calibrate Steering Angle Sensor, Calibration Control Units For Heater Element, Calibration Data PreCrash 2, Calibration Data PreCrash, Calibration Drive Motor For Electric Drive, Calibration End Stops Of Air Condition Flaps, Calibration Height Values, Calibration of clutch valves, Calibration of cooling oil valve, Calibration Of Driving Position Sensor, Calibration Of Gear Selector Movement Sensors, Calibration Of Main Pressure Valve, Calibration Of Stop Positions, Calibration Of Synchron Points, Calibration Of Tyre Pressures, Calibration Operating And Display Units For Air Conditioning, Calibration Seat Fan Rear, Calibration Seat Fan, Call Auto Answer Time, Callback Time Dropped Call, Camera Calibration: Camera Height (Step #0), Camera Calibration: Confirmation (Step #3), Camera Calibration: Distance to Rear Axle Wheelbase (Step #2), Camera Calibration: Distance to Surface (Step #1), Camera/Video Brightness, Camera/Video Contrast, Camera/Video Saturation, Camshaft Adjustment (Exhaust), Camshaft Adjustment (Intake), Camshaft Phasing Filtered Value Exhaust Bank 1, Camshaft Phasing Filtered Value Exhaust Bank 2, Camshaft Phasing Filtered Value Inlet Bank 1, Camshaft Phasing Filtered Value Inlet Bank 2, Camshaft Phasing Initial Offset Value Exhaust Bank 1, Camshaft Phasing Initial Offset Value Exhaust Bank 2, Camshaft Phasing Initial Offset Value Inlet Bank 1, Camshaft Phasing Initial Offset Value Inlet Bank 2, Camshaft Phasing Initial Value Exhaust Bank 1, Camshaft Phasing Initial Value Exhaust Bank 2, Camshaft Phasing Initial Value Intake Bank 1, Camshaft Phasing Initial Value Intake Bank 2, Camshaft Phasing Number Initial Values Exhaust Bank 1, Camshaft Phasing Number Initial Values Exhaust Bank 2, Camshaft Phasing Number Initial Values Inlet Bank 1, Camshaft Phasing Number Initial Values Inlet Bank 2, Camshaft Timing Control (B1)

Inlet, Camshaft Timing Control (B1) Outlet, Camshaft Timing Control (B1), Inlet, Camshaft Timing Control (B1), Outlet, Camshaft Timing Control (B2) Inlet, Camshaft Timing Control (B2), Inlet, Camshaft-Position Sensor: Adapting, CAN Signal Transmitting Delay Of Car Roll Away Warning, CAN Signal Transmitting Duration Of Automatic Terminal 15 Shuto, CAN Signal Transmitting Duration Of Comfort Switch Off, CAN Stop Tx Delay Time, CAN Timeout Service Key Message, CAN Timeout Trigger, Cancel Manual ECall Timer, CAN-Databus Comfort (Installation List), CAN-Databus Infotainment (Installation List), CAN-Databus Powertrain (Installation List), CAN-Extended Usage, CAR Menu Speed Threshold Adjustment, Carbon Mass (DPF Replacement), Carbon Mass (ECM/DPF Replacement), CAT Conversion Rate (Bank 1), CAT Conversion Rate (Bank 2), Ceiling Light Module 2 Delay Time For Change Of Dimming Values, Ceiling Light Module Delay Time For Change Of Dimming Values, Central Locking Functions, Central Locking Protection Basic Setting, Central Locking Test Sequence, Chain Elongation Correction After Other Repairs, Chain Elongation Reset After Chain Replacement, Change Of Parameters For Monitoring Performance Of DPF Filter, Change To Correction Mode For VCA Learning After ECU Replace, Changeover To Normal Ride Control Operation, Charge Air Cooler Bypass Cont. Basic Setting, Charge Pressure Control, Charging Flap A Cycle Data, Charging Flap B Cycle Data, Check Bus Sleep Mode, Checking Throttle Valve Adaptation, Chinese Serial Number, Cleaning Rear View Camera Control Time In Production Mode, Clear Counter And Runtime Of Compressor, Clear Counter Of Valve Activation, Clear Duration Mode And Control Activities, Clear Sporadic Light Off Detection Information, Clear VIN, Clearing The Shutdown And Reset Data, Climate Compressor Torque Calibration, Close Rear Parking Brake (After Pad Change/Repair), Close With Remote Control Operation Stop When Leaving Short Ran, Clutch Protection Function, CMC Registration, CNG Quality Set Value, CO2 Setting, Coding Container Part Number, Coding Container Version, Coding Maintenance Interval Extension, Collision Prevention 1 (Special Methods 1), Collision Prevention 2 (Front-Assist), Combustion Air Blower CO2 Setup, Combustion Air Blower Setting (Low Speed), Combustion Chamber Pressure Sensors: Resetting, Comfort Blinking (Cycles), Comfort Blinking (Time), Comfort CAN-Databus, Comfort Function (Remote Control), Comfort Functions, Comfort Menu, Comfort Operation (via Remote Control), Comfort Operation: Automatic Roof, Comfort Operation: Closing, Comfort Operation: Opening, Comfort Turn Signals (Cycles), Coming Home Activation Time, Coming-Home Time, Compass Zone, Complete Brake Pad Replacement Mode, Completely Flash, Component Protection (Vehicle Identification Number), Component Update Confirmation, Compressor Control Flap Basic Setting, Compressor Control In Efficiency Mode, Compressor Magnetic Clutch Basic Setting, Compressor Run-In Blower Voltage Adaption, Compressor Run-In Time Adaption, Compressor Run-In, Compressor Run-In/Air Conditioning, Configuration, Confirmation Sound, Connected Gateway AUDIOPAR, Connected Gateway CARFINDER, Connected Gateway ECall Speaker, Connected Gateway ECALL, Connected Gateway EMOBILITY, Connected Gateway GEOFF, Connected Gateway Lineout, Connected Gateway Online, Connected Gateway OPR, Connected Gateway OTV, Connected Gateway RLU, Connected Gateway RSTH, Connected Gateway RTM, Connected Gateway RVS, Connected Gateway SA, Connected Gateway SVL, Connected Gateway VTS, Connected Gateway, Constant Damper Current Front Left, Constant Damper Current Front Right, Constant Damper Current Rear Left, Constant Damper Current Rear Right, Consumption Correction, Conti Debug Switch, Continuous Control Of Bypass Valve After Deactivation Of Heater, Control Module Address Reset, Control Module Temperature, Control Of Warning Light, Control Unit Run-On Time Adjustment, Controller Coding (07), Convertible Roof Actuation Counter Reset, Convertible Roof Denormalisation, Convertible Top Hydraulic Pump Actuation Test, Convertible Top Latch Actuation Test, Coolant Bypass Valve Basic Setting, Coolant Circulation Pump Overshoot Time, Coolant Circulation Pump, Overload Time, Coolant Circulation Pump, RPM, Coolant Temperature Calibration, Coolant Valve Adaption, Cooling Output Test, Cooling System: Bleeding, Cooling System: Filling And Bleeding, Correction Factor Consumption And Operating Range Electric,

Correction Factor Consumption And Operating Range Gas, Correction Factor Consumption And Operating Range, Correction Value LED Dimming, Counter For Inconsistent Conditions, Counter Reset For Refrigerant Loss Detection, Counter Sporadic MOST Open Circuit, Country Setting, Country Version Encoding, Country, Crankshaft Trigger Wheel: Adapting, Crash Data Nad Reset, Cruise Control Operating Unit: Activation, Curve Light Offset Left, Curve Light Offset Right, Cycle Time For Voltage Monitoring During Sleep Mode, Cyclic Interior Scan During Clamp 15 On, Cylinder Pressure Sensors Adaptation Reset, Date (Day/Month), Date (Year), Date Day, Date Month, Date Year, Day Counter, Daytime Running Lights Dimming (Fog Lights), Daytime Running Lights Dimming (High Beam), Daytime Running Lights Dimming (Low Beam), Daytime Running Lights, Deactivate Display, Deactivate ESP System/Function Test, Deactivate Factory Mode, Deactivate Gateway Ctrl. Unit Transport Mode, Deactivate Juvenile Protection, Deactivate Service Mode, Deactivate shipping mode, Deactivating Static Top Speed Limitation, Deactivation Heating Setting, Deactivation Of Longitudinal Acceleration Sensor, Deactivation Temperature For Solar Roof, Deactivation Time Vip Sliding Door, Debounce Time Detection, Debounce Time Driver Presence, Debounce Time Reverse Gear Detection, Defuel Threshold, Delay Time Alarm Activation, Delay Time Crash Unlocking, Delay Time For Undervoltage Detection Active Heater, Delay Time Terminal 15 S Shut Down After Leaving Vehicle, Delay Time Terminal 15 S Shut Down By BEM, Delay Time Threshold For Reset Of Running Information To Engine, Delay Time, Delay Timer Before ECU Goes Off, Delayed Accessory Power After Clamp 15 Off Com, Delayed Accessory Power After Clamp 15 Off Edge, Delayed Accessory Power After Clamp 15 Off, Delete Bluetooth Handsets Learnt, Delete Bluetooth Mobile Phones Learnt, Delete Commonness Counter For Start/ Stop, Delete Error Memory Dev, Delete fault memory, Delete Iccpd Error Memory, Delta Value LED Dimming Curve First Point 40 Percent Dimming, Delta Value LED Dimming Curve Forth Point 100 Percent Dimming, Delta Value LED Dimming Curve Second Point 60 Percent Dimming, Delta Value LED Dimming Curve Third Point 80 Percent Dimming, DeNOx Service Regeneration During Drive, DeSOx Service Regeneration During Drive, Desulphurisation Nox Storage Catalyst Bank 1, Development Function Deactivation, Development Test Mode, Diagnostic: Wait Time After Power On, Diesel Particle Filter (DPF) Replacement, Diesel Particle Filter (DPF) Service Regeneration, Diesel Particulate Filter Adaption, Diesel particulate filter regeneration run, Diesel Particulate Filter Regeneration: Static, Diesel Particulate Filter: Resetting, Diesel Particulate Filter: Write Configuration, Differ. Pressure Sensor Adjustment (bank 1), Differ. Pressure Sensor Adjustment (bank 2), Differential Pressure Sensor Adaption, Differential Pressure Sensor Zero Compensation, Dim Value Light Module 2, Dimming Coefficient Green Functional Illumination For Operating, Dimming Coefficient Red Functional Illumination For Operating U, Direct Test Mode Input, Directional Stability Correction Offset Value, Disable 48V System Locking After Crash, Disable High Voltage System Locking After Crash, Disable Of Particulate Filter Regeneration, Disengagement Clutch Actuator Adaption Current Distance Line, Display Calibration, Display Correction Consumption And Range, Display Correction Fuel Gauge, Display Duration Emergency Off, Display Duration Error Mode 2 SPN, Display Duration Please Engage P, Display Fade Down, Display Illumination Test, Display Time Splash Screen, Distance (in 10km), Distance Impulse Number, Distance Impulse, Distance Since Inspection, Doorknob Contact Sensor Disconnecting Time, Dosage Pump CO2 Volume Adjustment, Download Eem, DPF Regeneration While Driving, DPF Regeneration Whilst Driving, DPF Service Regeneration, Drain Fuel System, Drain Fuel Tank, Draining Fuel Tank, Draq Torque Detection, Drive Select Standard Setting (Key 1), Drive Select Standard Setting (Key 2), Drive Select Standard Setting (Key 3), Drive Select Standard Setting (Key 4), Driver Steering Recommendation (DSR), Driving Follow Up Time, Driving Profile For Distance To Empty Calculation CNG, Driving Profile For Distance To Empty Calculation LPG, Driving Profile For Distance To Empty Calculation, Driving Profile Selection 01, Driving Profile Selection 02, Driving Profile Selection 03, Driving Profile Selection 04, Driving School Function/Time Display, Driving School Pedal Buzzer Adaption, DS Parameters, Duration A CAN

Wake Up For Engine ECU Wake Up, Duration For Basic Setting Of Compressor Running In, Duration Maneuver Situation, Duration Of Quitting Signal For Programming Interstop, Duration Of Warning Signal For Activation At Low Voltage, Duration Of Warning Signal For Automatic Mode, Duration Of Warning Signal For Blocking Detection, Duration To ZAT Continuous Actuation Detection, Duration To ZAT Multi Actuation Detection, Duration ZAT Debounce, DVD Regional Code, DWA Driver Door Opening Alarm Delay Adjustm., DWA Interior Monitor Sensitivity Adjustment, DWA Interior Monitoring Data Set Development, DWA Primed Feedback Adjustment, DWA Tilt Sensor Sensitivity Adjustment, Dynamic Control Strategy, Dynamic Power Buffer, Dynamic Start of Injection Adjustment, Dynamic Steering Recommendation, Early Summer Time Sunday, EASS, EC Interior Mirror Turn Down, Ecall Auto Dial Attempts, Ecall Automatic Crash Notification Phone Number 1, Ecall Automatic Crash Notification Phone Number 2, ECall Call Back Delay, Ecall Delay Time, Ecall Dial Duration, Ecall Manual Dial Attempts, Ecall Test Number, ECU 2 Adjustment After Replacement, ECU Adjustment After Replacement 2, ECU Adjustment After Replacement Initialization Of Oxidation Ca, ECU Adjustment After Replacement Initialization Of SCR Catalyst, ECU Adjustment After Replacement, ECU Adjustment Ash Mass, ECU Adjustment Thermal Aging Of Catalytic Converter, ECU D, ECU Serial Number, ECU W, EEM Additional Components, EEM Power Management, EEPROM Address, EEPROM Output, EEPROM Writing Of Basic Adjustment Data, Egr Control Unit Low Pressure: Adapting, EGR Low Pressure Valve Reset, Egr Low-Pressure Diff. Press. Sensor: Adapting, Egr Valve Basic Setting (bank 1), Egr Valve Basic Setting (bank 2), EGR Valve Reset, EJECT Button Disable Adjustment, Ejection Lock, El. Power St. St. Wheel Angle Sens. Adapt., Electric Drive Assembly Serial Number, Electric Drive Engine Code Letter, Electric Drive Motor Serial Number, Electric Fuel Pump Control Basic Setting, Electric Power Steering: Configuring, Electric Power Steering: Encoding, Electrical Pump 3 For Transmission Function Test, Electrical System Reset Configuration, Electrically Adjustable Steering Column Easy Entry, Electrically Adjustable Steering Column Soft Stop, Electro Mechanical Parking Brake Deceleration Level, Electromechanical Parking Brake Operational Test, Electronic Brake Booster Bleeding, Electronic Fuel Pump Threshold Amount Of Fuel In Chamber, Electronic Fuel Pump Threshold For Activation Time Active Heate, Electronic Fuel Pump Threshold For Activation Time Before Heati, Electronic Fuel Pump Threshold For Maximum Remaining Time Witho, Electronic Stability Program: Activate Brake Dynamometer Mode, Electronic Steering Column Lock (ESCL) Vehicle Data learning, Electronic Throttle (Kick-Down Adaptation), Electronic Throttle (Throttle Body Adaptation), EM Heating Power Quota Adjustment, EM Nominal Voltage Limitation Low Beams, EM Requirement Cyclic Time Voltage Measurement, Emergency Battery, Emergency Braking Intensity, Emergency Call 1 Roaming, Emergency Call 1, Emergency Call 2, Emergency Call Autorepeat, Emergency Call SMS 1, Emergency Call System: Resetting After Replacement Of The Compo, Emergency Call Test Number EU ECall, Emergency Call Test Number, Emergency Number, EMF Opening Mode Adjustment, Emission Reduction (EVAP Valve Test), Emission Reduction (Exhaust Gas Recirculation), Emission Reduction (Leak Diagnostic System), Emission Reduction (Secondary Air Injection: Bank 1/3), Emission Reduction (Secondary Air Injection: Bank 2/4), Enable / Disable. Oil Pressure For Engine Run, Enable Control Unit, Enabling Code For Vehicle Tracking System, Encoding Of Retrofitted Components, End Of Summer Time Month, End Of Summer Time Sunday, End Stop Closed Check, End Stop Opened Check, Energy Management Shut-Off Priority Counter, Energy Management Static Current Stage, Engine Control Unit: Activate/deactivate Increased Engine Oil P, Engine Control Unit: Reset Start/stop Data, Engine Coolant Temperature Adjustment For Preheater, Engine Cooling (Map Cooling), Engine decoupler close, Engine decoupler open, Engine Management Adaptation Values Reset, Engine Run Oil Pressure, Engine Temperature Management Basic Setting, Engine Type Adaption, England ROW DWA Alarm Signal Adjustment, Enhancement function encoding, Environment Scan Cyclic Step1, Environment Scan Cyclic Step2, Environment Scan Duration Step1, Environment Scan Duration Step2, Environment Scan Level Bem, Environment Scan Responselevel Reduction, Environment

Scan Start Delay Time, EOL Quickstart Actuator Test 1, EOL Start-Up SCR Metering Quantity Test, EPS Performance Requirement New, ERA GLONASS System Identification, Erase Counter For Start And Stop Processes, Erase Error Table, Erase Start/Stop Static Memory, Erase Start/Stop Statistic Memory, Error Mask 1, Error Mask 2, Error Mask 3, Error Mask, ESI Maximum Mileage To Next Service, ESI Maximum Time To Next Service, ESI Mileage Since Last Service Event, ESI Minimum Mileage To Next Service, ESI Minimum Time To Next Service, ESI Oil Thermal Wear, ESI Soot Contamination, ESI Time Since Last Service Event, ESP steering wheel angle sensor adaptation, ESP-Data (Brakes), ESP-Data (Powertrain), EU ECall Test Mode Trigger Counter, EU ECall Test Mode Trigger Timer, Evac And Fill Byte, Evaporative Emission Control Functional Test, Evaporative Emission Control Regenerat. Valve, Excessive Temperature Counter Write Reset, Exh. Gas Turbocharger Control Motor Adap., Exhaust flap adaption, Exhaust Flap: Resetting, Exhaust Gas Recirculation (EGR) Low Pressure Valve Adaptation, Exhaust Gas Recirculation (EGR) Low Pressure Valve, Exhaust Gas Recirculation (EGR) Valve Adaptation, Exhaust Gas Recirculation (EGR) Valve Alignment, Exhaust Gas Recirculation (EGR), Exhaust Gas Recirculation Adjustment Adapt., Exhaust Gas Recirculation Adjustment, Exhaust Gas Recirculation Control Unit: Cleaning Test, Exhaust Gas Recirculation Flap Adaptation, Exhaust Gas Recirculation Valve Adaptation, Exhaust Gas Recirculation Valve Basic Setting, Exhaust Gas Temperature Sensor Test, Exhaust Gas Turbocharger Reset, Exhaust Pressure Control Motor Adaptation, Extended Electronic Differential Lock (XDS), External AUX Input Volume Adjustment, External Noise Volume Adjustment, External SIM Card Reader Name, Factory Mode, Factory Reset, Fan Functional Test, Fast Adaption, Fastadaption Twin Clutch, Fatigue Detection / Rest Assist, Fatigue Detection/Break Recommendation, Field Test Mode Time, FIX Maximum Distance To Next Mileage Based Service Event, FIX Maximum Time To Next Time Based Service Event, FIX Mileage Since Last Mileage Based Service Event, FIX Resetvalue Distance To Next Mileage Based Service Events, FIX Resetvalue Time To Next Mileage Based Service Events, FIX Time Since Last Time Based Service Event, Fixed Service Interval Adjustment, FLA Bi Xenon HL Output Sensitive, FLA Delay Front Light FRTB, FLA Delay Front Light Non-FRTB, FLA Delay Taillight Overtake, FLA Delay Taillight, FLA Fading Off Threshold, FLA Halogen HL Output Sensitive, FLA Taillight Output Sensitive, FLA TL FRTB Delay, FLA TL FRTB Possible Delay, FLA Two State Off Threshold, Flap Motors Address Lookup/Initiation, Flex ECU Serial Number, Flex Test Trace, Flexible Service Interval Adjustment, Flexible SID Adaption (Diesel), Flexible SID Adaption (gasoline), Fog Light Cold Diagnosis, Footwell Illumination Adaption, Footwell Lighting Dimming (With Open Door), Footwell Lighting Dimming (with Terminal 58d), Footwell Lighting Dimming, Force Auto Adjust, Forced Change-Up Adjustment, Fr. Left Seat Heating Memory Function Setting, Fr.right Seat Heating Memory Function Setting, Fragrancing System Replacing Cartridge In Aroma Receptacle 2, Fragrancing System Replacing Cartridge In Aroma Uptake 1, Friction Coefficient Grade EOL, Front And Rear Control Motor Basic Settings, Front Axle SPECIFIED Pressure Comfort, Front Axle SPECIFIED Pressure Fully Loaded, Front Axle SPECIFIED Pressure Partially Loaded, Front Axle SPECIFIED Pressure Standard, Front Buzzer Frequency, Front Buzzer Volume, Front Driver Airbag Deactivation, Front Driver Belt Tensioner Deactivation, Front Driver Head Airbag Deactivation, Front Driver Knee Airbag Deactivation, Front Driver Side Airbag Deactivation, Front Left Seat Heating Memory Function Setting, Front Passenger Airbag Deactivation, Front Passenger Airbag Shut-Off Switch Deactivation, Front Passenger Belt Tensioner Deactivation, Front Passenger Head Airbag Deactivation, Front Passenger Knee Airbag Deactivation, Front Passenger Side Airbag Deactivation, Front Windshield Heating Activation Time, Fuel High-Pressure System Reset, Fuel Injection (Fuel Pump Adaptation), Fuel Injection (Fuel Supply System), Fuel Injector Adaptation Value, Fuel Level Threshold For Deactivation Electroic Fuel Pump, Fuel Line Filling Setting, Fuel Low-Pressure Sensor: Resetting, Fuel Metering Unit Adjustment, Fuel Pressure Control Valve Adjustment, Fuel Pressure Regulator Valve Adaptation, Fuel Pressure Regulator Valve Reset, Fuel Pump Adaptation, Fuel Pump Adaption, Fuel Pump

Alignment, Fuel Quantity Control Valve Adjustment, Fuel Supply Pump Activation, Fuel Supply System (Fuel Pressure Reduction), Fuel Supply System (Intake Runner Flap Adaptation: Bank 1), Fuel Supply System (Intake Runner Flap Adaptation: Bank 2), Fuel Supply System Diagnosis, Fuel Tank Capacity, Full Application Force For Auto Hold Up And Downhill Swell, Garage Door Opener Control Module, Garage Door Opener Country Setting, Garage Door Opener Distance From Target, Gasoline Particulate Filter Regeneration: Static, Gasoline Particulate Filter: Resetting, Gateway OBD, Gateway: Check No-Load Current, Gateway: Configure Pause Recommendation, Gear Positioner Neutral Position, Gear Positioner Removal Position, Gear Selector Adaptation, Gearbox Neutral Position Switch Adaption, Generate Readiness, Generator Load Calibration, Generator Set Point Voltage Variable, Geofencing Position Timeout, Glass Variant, Glove Compartment Activation Time, Glowplug replacement, Gns Data Rate, Gns Min Elevation, Go To High Level And Deactivate Self-Levelling, Go To High Level, Go To Normal Level And Deactivate Self Levelling, Go To Normal Level With Narrow Control Tolerance, Go To Normal Level, Go To Preliminary Stage For Calibration In Production, Go To Preliminary Stage For Calibration In Service, Go to production reference level, GSM Antenna Switch Speed Delay, GSM Antenna Switch Speed Limit, GSM Antenna Switch Time Limit, GW Routing 0, GW Routing 1, GW Routing 2, GW Routing 3, GW Routing 4, GW Routing 5, GW Routing 6, GW Routing 7, GW Routing 8, GW Routing 9, Halogen Headlights, Hands Free Function, HBOT Parameters, Head Light Washer System Adaptation In Production Mode, Headlamp setting, Headlight Adjustment Position, Headlight Adjustment, Headlight Basic Setting, Headlight Position Learning, Headlight Washer Activation Delay, Headlight Washer Activation Time, Headlight Washer Activation, Heater Or Metering Pump Deactivation, Heater Start (Customer Service), Heater Unblock Setting, Heater Unlock, Heater Unlocking Setting, Heater/Air Conditioning, Heating For Production Setting, Heating for Service Setting, Hella Debug Switch, High Voltage Heater 2 Routine, Highbeam with Assistance Driving Light, Highway/Comfort Blinking, Hill Hold Assist (HHA), History Data Reset, HV Battery Charge, HV Battery Control Unit Initialization, HV Coordinator, HV Power Management, Hybrid To Start, Hydraulic Brake Assist (HBA), Hydraulic Brake Assistant (Special Methods 2), Hydraulic System Bleed, Hydraulic System Release Pressure, Hydraulic Test, Hydraulic Unit Disconnecting Valve Adjustment, Hydraulic Unit Intake Valve Adjustment, Idle Speed Adjustment, Idle Stabilization Deactivated / Active Charcoal Valve Closed, Ignition (Knock Sensor Test - Short Trip), Ignore Compressor Shut-Off Via Engine Control Module, Illumination Card Reader, Immobilizer (Key Adaptation), Immobilizer (Key Learning), Immobilizer (Vehicle Data Learning), Immobilizer Status, Inclination Sensor Sensitivity, Inclination Sensor Threshold, In-Cylinder Flow Flap 1 Basic Setting, In-Cylinder Flow Flap 2 Basic Setting, Individually Adjustable Top Speed Limit, Individually Adjustable Top Speed Limitation, Info Menu Display Time Adjustment, Information Signal Back, Information Signal Front, Infotainment CAN-Databus, Init E Range Calculation, Init E Range Standard Value, Initialisation, Initialization Accumulator, Initialization Brake Booster, Injector Adaptation, Injector Adjustment (bank 1), Injector Adjustment (bank 2), Injector Buzz Test, Injector Calibration (Cylinder 1), Injector Calibration (Cylinder 2), Injector Calibration (Cylinder 3), Injector Calibration (Cylinder 4), Injector Calibration (Cylinder 5), Injector Calibration (Cylinder 6), Injector Encoding, Injector Reset, Injector Zero Quantity Calibration Reset, Inlet Camshaft Timing Control (bank 1), Installation Dynamic Chassis Control (DCC), Installation Lane Assist, Installation Park Steer Assist (PLA), Installation Park Steer Assist, Instrument Cluster Display, Insufficient Voltage Threshold, Insufficient Voltage Time Threshold, Int Mem Transmit Attempts, Int Mem Transmit Interval, Intake Camshaft Adjustment Bank 1, Intake Manifold Runner/Motor Adaptation, Intake Manifold Runner/Motor Reset, Interior Monitoring Data Set, Interior Monitoring Sensitivity, Interior Monitoring, Interior Scan: Deceleration After Comfort Closing, Interior Scan: Max Engine Speed For Standing Engine, Interior Scan: Opening Threshold Sliding Roof, Interior Scan: Opening Threshold Window Lifter, Interior Scan: Speed Threshold, Interior Scans Clamp 15 Break At Active Message, Interior Scans Clamp 15 Retry At Active Message, Internal, Interval Display Service: —

Resetting, Invalid Position Threshold, Kerb Parking Distance Adjustment, Key FOB Clearing, Key FOB Matching, Key Identification Transponder ID, Key Minder: Delay Reunlocking Tailgate, Key Minder: P Keyless Event Search Holding Time, Key Minder: P Keyless Event Search Retries, Key Position Locating, Keyless Locking Optical Feedback, Keyless Unlocking Optical Feedback, Kick-Down Adaptation, Kiss Point Basic Setting, Knockout Test Mode, Knockout Timer, Knockout Tmr, Lambda Control (Aging Check: Bank 1 Sensor 3), Lambda Control (Aging Check: Bank 1/2 Sensor 1), Lambda Control (Aging Check: Bank 1/3 Sensor 2), Lambda Control (Aging Check: Bank 2 Sensor 1), Lambda Control (Aging Check: Bank 2/4 Sensor 2), Lambda Control (Catalytic Conversion Test Bank 1), Lambda Control (Catalytic Conversion Test Bank 1/2), Lambda Control (Catalytic Conversion Test Bank 2/4), Lambda Control (Catalytic Converter Thermal Diagnosis Bank 1), Lambda Control (Delta Lambda Bank 1/3), Lambda Control (Delta Lambda Bank 2/4), Lambda Control (Sensor Exchange), Lambda Control (Sensor Readiness - After Catalyst), Lambda Control Shut-Off, Lambda Sensor Adjustment, Lambda Sensor Ageing (B2 S1) Function. Test, Lambda Sensor Ageing (B2 S2) Function. Test, Lambda Sensor Ageing (B2, S1) Function Test, Lambda Sensor Ageing (b2, S1) Function. Test, Lambda Sensor Ageing (B2, S2) Function Test, Lambda Sensor Ageing (b2, S2) Function. Test, Lambda Sensor Ageing Bank 1 Sensor 1, Lambda Sensor Ageing Bank 1 Sensor 2, Lambda Sensor Ageing Bank 1, Sensor 1, Lambda Sensor Ageing Bank 1, Sensor 2, Lambda Sensor Reset, Language, Lat. Accel. Sensor Zero Pos. Calibration, Launch Control Counter Write Reset, Leak Diagnostic And Secondary Air Injection, Leakage Test Hydraulic Unit Engine Decoupler, Leakage Test, Learn Vehicle Identification Number (VIN), Learned Values (Vehicle Data), Learned Values Reset, Learning Of Info On Control Units Fitted, Leaving Home Activation/Deactivation, Leaving Home Time, Leaving Warning Delay, Leaving-Home Time, LED Dimming Curve First Point 20 Percent Dimming, Lf Shutdown Timeout 2nd Operation, Life Cycle Data Network Access Device Read, Life Cycle Data Network Access Device Reset, Life Cycle Data 81 Reset, Light Configuration Externally Rear, Light Configuration Other, Light Configuration Outer Front, Light, Limit Of Cyclizations Request Battery Service, Lin Bus 1 Control Motor Adaption, Lin Bus 2 Control Motor Adaption, Line Filling Duration, Line Filling Enabling, Load Compartment Cover Basic Setting, Lock Blink, Lock Horn, Lock Transmission Hydraulic Pump, Locking Confirmation (Key Switch), Locking Confirmation (Remote Control), Locking for Coding/Flashing, Locking Range Offset Upper Stop, Locking With Key Switch Optical Feedback, Locking With Remote Control Opt. Feedback, Log-in(11) Adaptation(10), Log-in(11) Basic Settings(04), Log-in(11) Controller Coding(07), Log-in(11) or Coding II(11), Long Average Ambient Threshold TLAA, Long Average Time Constant TCLAA, Longit. Accel. Sensor Zero Pos. Calibration, Loudness Actuator For Exterior Noise Uds, Loudness Actuator For Structure Borne Sound, Low Beam Response (Terminal 15), Low Beam Response, Low Confidence Threshold, Low Voltage Shut-Off, Lower Locking Range, Lower Speed Threshold For Immediate Main Beam Off, Lower Speed Threshold For Main Beam Off, Lower Speed Threshold For Main Beam On, LP - Exhaust Gas Recirculation Basic Setting, LP-EGR Diff. Press. Sens. Home Setting, Luggage Compartment Cover Adjustment Track Tolerance, Luggage Compartment Cover Block Counter Tolerance, Luggage Compartment Cover Count Foreblock Runs, Luggage Compartment Cover Maximum Count Block Runs, Luggage Compartment Cover Reset Normalisation, Luggage Compartment Cover Test Run, LWR Offset Left, LWR Offset Right, Magnetic clutch adaption, Main Beam Assist Calibration, Manual ECall Cancellation Time, Manual ECall Trigger Time, Manual Regeneration Of Diesel Particulate Filter During Drive, Manual Regeneration Of Diesel Particulate Filter, Manual Test Of EGR Low Pressure Filter, Manual Test Of Exhaust Gas Flap, Manual Test Of Low Pressure EGR Valve, Manufacturer Specific Connect App Screening, Matching The ECU To Fuel Type (Gasoline Or Diesel), Matrix Headlamp General Dimming, Matrix Headlamp Steering Angle Control, Max Short Average Time Constant TCSAAMax, Maximum Compressor Speed At Speed Less Than 15 Km H, Maximum Gateway Response Time, Maximum Mileage to Service, Maximum Speed Limiter, Maximum Time to Service, Maximum Vehicle Speed, MCTX Pause For

Go / Key Minder, MCTX Pause For Go Authentication, MCTX Pause, MCTX Settling Phase, Mechatronic Identification, Media Country Code HMI, Media Country Code, Media Device Basic Volume, Media Play Volume Adjustment, Menu-Driven Configuration, Metered Quantity Measurement/Large Quantity, Metered Quantity Measurement/Small Quantity, Metering Pump Activation, Microphone Sensitivity Adjustment, Microphone Sensitivity, MIL Enabling, Mileage (Since Service), Mileage Data Adjustment, Mileage, Mileage/Odometer, Min Receptiontime Vit, Min Time For Terminal 50 Request, Minimal Opening Angle Of Flaps, Minimum Holdtime Ak, Minimum Mileage to Service, Minimum Time to Service, Mirror Heating Activation Time, MMI Display Time During Rear Zone Adjustment, MMI Display Time For Quadrologic Functions, MMI Display Time For Temperature Adjustment, Mobile Country Code, Mobile Phone Network Provider Customer Paid, Mobile Phone Network Provider, Most Ring Break Detection, Mounting Parts, Mounting Position Calibration SC, Mounting Position Calibration, Move Display To Service Position, Move Gear Positioner To Neutral Position, Move Gear Positioner To Removal Position, Moving Indicator Threshold, Multi Contour Approach Hysteresis Target Pressure Starting, Multi Contour Error Memory Allocation MSG, Multi Contour Seat Additional Functions Adaptation, Mute Delay, Muting Characteristics Adjustment, MVK, NAR Parking Light Deactivation, Natural Gas Pressure Reduction, Navigation System Calibration Reset, Navigation System Volume During Voice Control, Near Field Communication Control Module 1, Near Field Communication Control Module 2, Near Field Communication Control Module 3, Neutral Position Sensor Adaptation, Neutral Position Sensor Adapting, New DPF Reset Adaptation Values, New DPF, Reset Adaptation Values, NFA Supplier LRD, NFC FS Debug Switch, NFC MiKo Debug Switch, NFC Rear Debug Switch, NightVision Video Image Shift, No-Load Current Test, Nominal Pressure Line Choice At EOL, Nominal Voltage Dimming, Normalization, NOX Sensor Offset, Nox Storage Catalyst Bank 1, NOx Storage Catalytic Converter Regeneration While Driving, Null Balance Seat Occupied Recognition, Null Balancing Steering Wheel Angle Sensor, Number Of Multiple ZAT Activations To Emergency Shutoff, Number Of Navigation Destinations, Number Of Recharge On Demand, Number Of Simultaneously To Be Adapted Keys, Number Of Street Light X16 Highway, Number Of Street Light X16 Village, Number Of Tones For Tone 3, Number Of ZAT Activations To DTC, NV Power Management, OBD Channel, Occupant Detect System, Off Timer Inside Light Light Module 2, Off Timer Inside Light, Offset Maximum Programmable Opening Stop, Oil Ash Volume (ECM Replacement), Oil Life Reset, Oil Minimum Detection, Oil Pressure Regulation Switching Test, Oil Quality, Oil Temperature/Level Sensor Installation, On Board Data Collector Block 1, On Board Data Collector Block 2, On Board Data Collector Block 3, On Board Data Collector Block 4, On Board Data Collector Block 5, On Board Data Collector Block 6, On Board Data Collector Block 7, Onboard Data Collector Initialisation, Online Remote Update Software Consistent Check, Online Service Back End CAI Event Request URL, Online Service Back End CSM Request URL, Online Service Backend Primary Hostname, Online Service Backend Secondary Hostname, Open and Close Parking Brake Pistons, Open Coupling For Car Manufacture, Open Rear Parking Brake (Prior Pad Change/Repair), Open Up Display, Opening Height Limit Production Mode, Operating And Display Unit 1 Proximity Sensor Basic Adaptation, Operating Element Illumination Test, Optical Illustration, Optical Performance, Options, Outside Temperature Threshold For Activation Of PTC Auxiliary H, Overboost (OB)/Overload Operation, Overshoot Time Additional Heating, Oxidation Catalytic Converter Adaption, Oxidation Catalytic Converter: Resetting, P A Debouncing Brake Gearbox Can, P A Limit Message Counter, P A Protocol Error Max, P Damping Display, P Dimming Default Pwm, P HMI Display, P K I Offset, P K I, P K P, P N Error P Locked, P Performance Lrh, P Pwm Lrh, P S NWDF Spg, P T Blinker Err Alarm Clock Hanging Off, P T Blinker Err Flashing Horn Hangs On, P T Blinker Err Gra Hangs Off, P T Blinker Err Gra Hangs On, P T Blinker Err Unplausible, P T Debounce Time Overvoltage, P T Debounce Time Undervoltage, P T Debouncing P Unplausible, P T Debouncing Ride, P T Detection Ride, P T Dimming Caster, P T Err Plaus, P T Ezs Debounce, P T Ezs Err Unplausible, P T Fas Debounce, P T Gra Ea Error, P T Gra Lever

Debounce, P T Gra Lever Err El Interruption, P T Gra Lever Err El Short Circuit, P T Gra Lever Err Gra Hangs Off, P T Gra Lever Err Gra Hangs On, P T Gra Lever Err Unplausible, P T Gra Tip, P T Horn Debounce, P T Horn Err Horn Hangs Off, P T Horn Err Horn Hangs On, P T Horn Err Note, P T Horn India Debounce, P T Indicator Gra Debounce, P T Limit V, P T Lin Err Kl15mfl Short Circuit Off, P T Lin Err Kl15mfl Short Circuit On, P T Lin Err Short Circuit, P T Lin Sleepframe Kl15 Off, P T Lrh Interruption Debounce, P T Lrh Regulator I Factor, P T Lrh Regulator I Offset, P T Lrh Regulator P Factor, P T Lrh Regulator Temp Request 1, P T Lrh Regulator Temp Request 2, P T Lrh Regulator Temp Request 3, P T Lrh Short Circuit Debounce, P T P Locks Debounce, P T P Locks Err El Short Circuit, P T P Locks Err Unplausible In Parking Position Off, P T P Locks Err Unplausible In Parking Position On, P T P Locks Err Unplausible Off, P T P Locks Err Unplausible On, P T Plaus Start, P T S Contact Caster, P T Start Delay Lin Kom, P T Target 0, P T Target 1, P T Target 2, P T Turn Signal Blocking Time, P T Turn Signal Debounce, P T Turn Signal Err El Break, P T Turn Signal Err El Short Circuit, P T Turn Signal Err Flashing Horn Hangs Off, P T Turn Signal Err High Beam Hangs Off, P T Turn Signal Err High Beam Hangs On, P T Turn Signal Err Wake-Up Contact On, P T Voltage Lower Threshold Funct, P T Voltage Lower Threshold, P T Voltage Upper Threshold Funct, P T Voltage Upper Threshold, P T Washing Front Bew, P T Wiper Debounce, P T Wiper Err El Interruption, P T Wiper Err El Short Circuit, P T Wiper Err Interval Poti Hangs Off, P T Wiper Err Interval Poti Hangs On, P T Wiper Err Mfa Hangs Ein, P T Wiper Err Mfa Hangs Off, P T Wiper Err Swipe Hangs Off, P T Wiper Err Swipe Hangs On, P T Wiper Err Unplausible, P T Wiper Err Washing Hangs Off, P T Wiper Err Washing Hangs On, P T Wiper Interval Debounce, P T Wiper Winter Position, P T Zss Err Interruption, P T Zss Err Short Circuit A, P T Zss Err Short Circuit Off, P Temp Steering Wheel Heating Off, P Time Temperature Static Lrh, P W Brightness Factor, P W Dimming Offset, P W Limit Detected Mfl Type, P Wash Warning, Pad Thickness, Pairing Process Sim Card Reader, Parameter Animation, Parameter Climatic Comfort For Start / Stop Function, Parameter Defogging For Start / Stop Function, Parameter Evaporator Dew Point Sailing Function, Parameter Group 1, Parameter Group 10, Parameter Group 2, Parameter Group 3, Parameter Group 4, Parameter Group 5, Parameter Group 6, Parameter Group 7, Parameter Group 8, Parameter Group 9, Parameter Hmi, Parameter Read Adaptation, Parameters Water Mass Sailing Function, Parental Management Level Reset, Parking Aid Deactivation Speed, Parking Brake Function Test, Parking Brake Initialisation, Parking Brake Release (Brake Pedal), Parking Brake Release (Message), Parking Brake Release (Seatbelt), Parking Steering Assistant Cut-In Speed Adj., Partially Activated Engine For Automatic Trans Fluid Change, Particulate Filter Regeneration, Passenger Detection Multi Contour Seat, Passenger Seat Occupation Recognition Sensor Deactivation, Passive Entry Exit: Control By Pulling The Door Handle During A, Passive Entry Exit: Entry Request E Sliding Door Active Time, Passive Entry Exit: Minimum Activity Time Locking Sensor, Passive Entry Exit: PARA T TIMEOUT PROXIMITY ENTRY, Passive Entry Exit: T ACT OP 2, Password Customer Paid Connection, Path, Pdm Defragmentation, Personalization (Key 1), Personalization (Key 2), Personalization (Key 3), Personalization (Key 4), Personalized Settings User Account 1 Name, Personalized Settings User Account 1, Personalized Settings User Account 2 Name, Personalized Settings User Account 2, Personalized Settings User Account 3 Name, Personalized Settings User Account 3, Personalized Settings User Account 4 Name, Personalized Settings User Account 4, Personalized Settings User Account 5 Name, Personalized Settings User Account 5, Personalized Settings User Account 6 Name, Personalized Settings User Account 6, Personalized Settings User Account 7 Name, PLA Dev Msg, PLA Minimum Speed Limitation, Platform Identi?cation, Plausibility Limit Suspended HKIT, PMS CL Address, Pnc Create Vehicle Cert Res, Pnc Delete Contract Req, Pnc Delete Vehicle Key Pair Req, Pnc Diagnostic Push Ack, Pnc Install Contract Req, Pnc Install Root Certificate Container Req, Pnc Report Unknown Root Cert Ack, PODS Rezero, PODS Serial Number Adjustment, Position Distance, Post Test Registration Time, Potentiometer And Flap Alignment, Potentiometer Flap Motor Alignment, Power Adjustable Steering Column Control Module Basic Setting, Power Flow Interrup. When

Stationary Adjustm., Power Latching Test Run, Power Steering Control Module Adaptation, Power Sunroof Control Module Basic Setting, Powertrain CAN-Databus, Pre-Glow Period, Pretensioner Left Serial Number, Pretensioner Right Serial Number, Production Date Transmission, Production Diagnostics, Production Mode, Production Process Data 1, Production Process Data 2, Production Process Data 3, Production Routine Blower Regulation, Production Routine Blower Voltage, Production Routine Nominal Temperature Inside, Production Routine Rear Blower Voltage, Program Interstop, Program Remote Control, Program Sensor Code, Programming Data Pretensioner 2nd Row Left, Programming Data Pretensioner 2nd Row Right, Programming Data Pretensioner Left, Programming Data Pretensioner Right, Programming Trailer Coupling, Protection CAN Wakeup, Protection Function, Protection RH850 WakeUp, Proximity Sensor: Comfort Exit Enlargement, Proximity Sensor: Duration Of Proximity Signal, Proximity Sensor: Lower Limit Proximity Pulse, Proximity Sensor: Lower Limit Pulse, Proximity Sensor: Max Vehicle Speed For A Standing Vehicle, Proximity Sensor: Max. Intermission Length Diagnostic, Proximity Sensor: Max. Length Of Diagnostic Pulse, Proximity Sensor: Max. Length Of Entry Pulse, Proximity Sensor: Max. Length Of Exit Pulse, Proximity Sensor: Max. Length Of Signal Hall Sensor, Proximity Sensor: Max. Pulse Length Of Proximity Pulse, Proximity Sensor: Max. Pulse Length, Proximity Sensor: Max. Signal Length, Proximity Sensor: Max. Tolerance Data Bit Length, Proximity Sensor: Min Vehicle Speed For A Driving Vehicle, Proximity Sensor: Min. Engine Speed For A Running Engine, Proximity Sensor: Min. Length Of Diagnostic Pulse, Proximity Sensor: Min. Length Of Entry Pulse, Proximity Sensor: Min. Length Of Exit Pulse, Proximity Sensor: Min. Tolerance Data Bit Length, Proximity Sensor: SP X2, Proximity Sensor: SP X3, Proximity Sensor: SP X4, Proximity Sensor: SP X5, Proximity Sensor: SP X6, Proximity Sensor: SP X7, Proximity Sensor: Time Power On, Proximity Sensor: Timer Value For Exit Reverse Option BCM: Par, Proximity Sensor: Timer Value For Exit Reverse Option, Proximity Sensor: Turn Off Limit From Battery Manager, Proximity Sensor: Upper Limit Intermission Length, Pump Calibration, PWM To Level Scaling Factor Front, PWM To Level Scaling Factor Rear, Quantity Comparison, Quick Charging Of High Voltage Battery, Quick Quiescent Current Analysis, Quickstart - Adaptation Pressure Characteristic Engine Decouple, Quickstart - Adaption Boost Pressure Actuator, Quickstart - Adaption of Exhaust Gas Recirculation Valve, Quickstart - Adaption Of Intake Manifold Runner Flap Bank 1, Quickstart - Adaption Of Intake Manifold Runner Flap Bank 2, Quickstart - Adaption of turbo charger, Quickstart - Automated Boost Control, Quickstart - Automated exhaust gas recirculation, Quickstart - Bank Balancing, Quickstart - Blocked Catalyst, Quickstart - Boost Pressure Actuator, Quickstart - Brake Booster Pump, Quickstart - Camshaft Position Diagnostics, Quickstart - Catalyst Conversion Capability Bank 2, Quickstart - Catalyst Conversion Capability, Quickstart - Catalytic Converter Regeneration, Quickstart - Check Cylinder Balancing, Quickstart - Check Deactivating Of Sail Function, Quickstart - Check Diesel Particulate Filter Missing Substrate, Quickstart - Check Low Pressure EGR Cooling Efficiency, Quickstart - Check Oxicat Efficiency, Quickstart - Clutch Slip Point Adaptation Engine Decoupler, Quickstart - CNG Activation System Discharge, Quickstart - CNG Deactivation System Discharge, Quickstart - Cold Start Injector, Quickstart - Compression test 1, Quickstart - Coolant Valve For Gearbox, Quickstart - Cooling Valve, Quickstart - Crankcase Ventilation Test, Quickstart - Crankcase Ventilation Valve, Quickstart - Cylinder Pressure Sensor Check, Quickstart - Demount Friction Stuck Boost Pressure Actuator Tes, Quickstart - Deviation Lambda Control CNG, Quickstart - Deviation Lambda Control, Quickstart - Diesel Particulate Filter, Quickstart - EGR Valve Cooler Bypass Valve, Quickstart - Electric Supercharger, Quickstart - Engine Shut-Off, Quickstart EOL Engine Speed Increase, Quickstart - EVAP Purge Valve 2, Quickstart - EVAP Purge Valve Functional Check, Quickstart - EVAP System Pressure Check, Quickstart - EVAP System Pressure Rough Leak Check, Quickstart - Exhaust Gas Recirculation Cooler Fouling Test, Quickstart - Exhaust Gas Recirculation, Quickstart - Fuel Injector Test, Quickstart - Fuel Supply System Test V2, Quickstart - Fuel Supply System Test, Quickstart - Fuel Tank Isolation Valve Functional Check, Quickstart -

Fuel Trim Adaption Idle, Quickstart - Fuel Trim Adaption Intake Manifold Injection, Quickstart - Fuel Trim Adaption Part Load, Quickstart - Gasoline High Pressure Injection Test, Quickstart - Glow-plug control module, Quickstart - Governor Deviation Exhaust Gas Recirculation, Quickstart - Half Engine Mode, Quickstart - Heater Oxygen Sensor 1 Bank 1, Quickstart - Heater Oxygen Sensor 1 Bank 2, Quickstart - Heater Oxygen Sensor 2 Bank 1, Quickstart - Heater Oxygen Sensor 2 Bank 2, Quickstart - Individual Cylinder Lambda Adaption, Quickstart - Injectors Module 1 Idle Warm Test, Quickstart - Injectors Module 1 Idle Warm Up Test, Quickstart - Injectors Module 2 Injector Test, Quickstart - Intake Manifold Pressure Compensation, Quickstart - Intake Manifold Runner Flap Bank 1, Quickstart - Intake Manifold Runner Flap Bank 2, Quickstart - Intake Manifold Runner Flap, Quickstart - Kick Down Adaption, Quickstart - Knock Sensors, Quickstart - Manual Transmission Fluid Pump Test, Quickstart - Misfire Test, Quickstart - NOx Sensor 1 Test, Quickstart - NOx Sensor 2 Test, Quickstart - NOx Sensor Dynamic Test, Quickstart - NOx Sensor Test Modell Based, Quickstart - O2 Check For Oxygen Sensor, Quickstart - Open Circuit Adjustment Voltage, Quickstart - Open Circuit Test Power Electronics To Electric Mo, Quickstart - Open Position Check Boost Pressure Actuator, Quickstart - Oxygen Sensor Confusion (Left/Right Or Sensor2/3), Quickstart - Oxygen Sensor Front Offset Check Bank 2, Quickstart - Oxygen Sensor Front Offset Check, Quickstart - Oxygen Sensor Front Signal Dynamic Check Bank 2, Quickstart - Oxygen Sensor Front Signal Dynamic Check, Quickstart - Oxygen Sensor Heater Behind Cat, Quickstart - Oxygen Sensor Heater Gear, Quickstart - Oxygen Sensor Rear Oscillation Check Bank 2, Quickstart - Oxygen Sensor Rear Oscillation Check, Quickstart - Oxygen Sensor Rear Signal Activity Check, Quickstart - Oxygen Sensor Rear Signal Dynamic Check Bank 2, Quickstart - Oxygen Sensor Rear Signal Dynamic Check, Quickstart - Oxygen Sensor Rear Signal Responsetime Check, Quickstart - Oxygen Sensor, Quickstart - Oxygen Sensors And Catalyst, Quickstart - Parallel Fuel Trim And Mass Flow Adaption, Quickstart - Plausibility Air-Mass Sensor, Quickstart - Pre Fuel Pump (Short-trip), Quickstart - Pre Fuel Pump, Quickstart - Reductant System Consumption Monitoring, Quickstart - Reductant System Wrong Medium Detection, Quickstart - Replacement Of Turbocharger Actuator, Quickstart - Reset Of Adaption Values, Quickstart - SCR Complete System Test, Quickstart - SCR Efficiency Test, Quickstart - SCR Metering Quantity Test, Quickstart - Secondary Air System - Bank 2, Quickstart - Secondary Air System, Quickstart - Speed Increase Chassis System Bleeding, Quickstart - Summary Of Testroutines For Production 1, Quickstart - Summary Of Testroutines For Production 2, Quickstart - Summary Of Testroutines For Production, Quickstart - Supercharger Regulation Flap Adaption, Quickstart - Throttleposition Adaption Bank 2, Quickstart - Turbo Charger Bypass Valve, Quickstart - Turbo Charger, Quickstart - Turbocharger Turbine Inlet Actuator, Quickstart - Turbocharger Wastegate Actuator, Quickstart - Variable Intake Manifold / Variable Resonance, Quickstart - Variable Valve Timing Inlet Bank 2, Quickstart - Ventilate Coolant Circuit, Quickstart - VVLI Functional Check, Quickstart - VVT Response/Stuck Check - Inlet, Quickstart - VVT Response/Stuck Check - Outlet, Quickstart - Warm-Up Procedure 1, Quickstart - Warm-Up Procedure 2, Quickstart - Warm-Up Procedure 3, Quickstart - Warm-Up Procedure 5, Quickstart - Warm-Up Procedure 6, Radiator Blind Adaptation, Radiator Blind Basic Setting, Radio Sender Transfer Setting, Rain/Light Sensor Setup, Rain/light Sensor: Adapting, Range Estimation, Read And Write Of Oil Aging Values, Read Injector Code, Read Injector Codes, Read Write History Data E Machine, Read Write History Data Inverter, Readiness Code (Automatic "End Of Line" Check), Readiness Test, Reading / Reset Of Electrical Charger Cycle Data, Reading / Reset Of Particulate Filter Statistics, Readout System State Control Module Tank Leak Detection, Real Time Monitor Thresholds, Rear Axle Full Deceleration Adjustment, Rear Axle SPECIFIED Pressure Comfort, Rear Axle SPECIFIED Pressure Fully Loaded, Rear Axle SPECIFIED Pressure Partially Loaded, Rear Axle SPECIFIED Pressure Standard, Rear Buzzer Frequency, Rear Buzzer Volume, Rear Center Belt Tensioner Deactivation, Rear Compartment Monitoring Data Set, Rear Compartment Monitoring Internal Data Set, Rear Driver Belt Tensioner Deactivation, Rear Driver Side Airbag

Deactivation, Rear Fog Light Dimming, Rear Left Brake Adaptation, Rear Lid Basic Setting, Rear Lid Minimum Opening Height, Rear Lid Motor Opening Height Offset After Basic Setting, Rear Lid Opening Sender Application Data Identification, Rear Lid Opening Transmitter 1 AS, Rear Lid Opening Transmitter 1 Burst Length, Rear Lid Opening Transmitter 1 Timer 1, Rear Lid Opening Transmitter 1 Timer 2, Rear Lid Opening Transmitter 1 Timer 3, Rear Lid Opening Transmitter 1 Timer 4, Rear Lid Opening Transmitter 1 Timer 5, Rear Lid Opening Transmitter 1 Treshold 1, Rear Lid Opening Transmitter 1 Treshold 2, Rear Lid Opening Transmitter 1 Treshold 3, Rear Lid Opening Transmitter 1 Treshold 4, Rear Lid Opening Transmitter 1 Treshold 5, Rear Lid Opening Transmitter 1 Vref, Rear Lid Opening Transmitter 2 AS, Rear Lid Opening Transmitter 2 Burst Length, Rear Lid Opening Transmitter 2 Timer 1, Rear Lid Opening Transmitter 2 Timer 2, Rear Lid Opening Transmitter 2 Timer 3, Rear Lid Opening Transmitter 2 Timer 5, Rear Lid Opening Transmitter 2 Timers 4, Rear Lid Opening Transmitter 2 Treshold 1, Rear Lid Opening Transmitter 2 Treshold 2, Rear Lid Opening Transmitter 2 Treshold 3, Rear Lid Opening Transmitter 2 Treshold 4, Rear Lid Opening Transmitter 2 Treshold 5, Rear Lid Opening Transmitter 2 Vref, Rear Lid Opening Transmitter Checksum, Rear Lid Opening Transmitter Comparisson, Rear Lid Opening Transmitter Cycle Protection Activ Treshold, Rear Lid Opening Transmitter Cycle Protection Deactiv Treshold, Rear Lid Opening Transmitter Cycle Protection Decrement Interva, Rear Lid Opening Transmitter Cycle Protection Decrement Value, Rear Lid Opening Transmitter Cycle Protection Increment Value, Rear Lid Opening Transmitter Duration Sensor Request, Rear Lid Opening Transmitter Fusion Timer A1, Rear Lid Opening Transmitter Fusion Timer A2, Rear Lid Opening Transmitter Vehicle Type, Rear Lid Position For Power Latch Activation, Rear Lid Power Opening Control Unit Checksum, Rear Lid Power Opening Control Unit Data Set Version, Rear Lid Power Opening Control Unit Duration Status Request, Rear Lid Power Opening Control Unit Foot Gesture Detection Eval, Rear Lid Power Opening Control Unit Foot Gesture Detection Time, Rear Lid Power Opening Control Unit Play Protection Decrement I, Rear Lid Power Opening Control Unit Play Protection Decrement V, Rear Lid Power Opening Control Unit Play Protection Increment V, Rear Lid Power Opening Control Unit Reset All Counters, Rear Lid Power Opening Control Unit Threshold Play Protection A, Rear Lid Power Opening Control Unit Threshold Play Protection I, Rear Lid Power Opening Control Unit Transmitter 1 Active Shield, Rear Lid Power Opening Control Unit Transmitter 1 Burst Length, Rear Lid Power Opening Control Unit Transmitter 1 Control Param, Rear Lid Power Opening Control Unit Transmitter 1 Threshold 1, Rear Lid Power Opening Control Unit Transmitter 1 Threshold 2, Rear Lid Power Opening Control Unit Transmitter 1 Threshold 3, Rear Lid Power Opening Control Unit Transmitter 1 Threshold 4, Rear Lid Power Opening Control Unit Transmitter 1 Threshold 5, Rear Lid Power Opening Control Unit Transmitter 1 Timer Value 1, Rear Lid Power Opening Control Unit Transmitter 1 Timer Value 2, Rear Lid Power Opening Control Unit Transmitter 1 Timer Value 3, Rear Lid Power Opening Control Unit Transmitter 1 Timer Value 4, Rear Lid Power Opening Control Unit Transmitter 1 Timer Value 5, Rear Lid Power Opening Control Unit Transmitter 2 Active Shield, Rear Lid Power Opening Control Unit Transmitter 2 Burst Length, Rear Lid Power Opening Control Unit Transmitter 2 Control Param, Rear Lid Power Opening Control Unit Transmitter 2 Threshold 1, Rear Lid Power Opening Control Unit Transmitter 2 Threshold 2, Rear Lid Power Opening Control Unit Transmitter 2 Threshold 3, Rear Lid Power Opening Control Unit Transmitter 2 Threshold 4, Rear Lid Power Opening Control Unit Transmitter 2 Threshold 5, Rear Lid Power Opening Control Unit Transmitter 2 Timer Value 1, Rear Lid Power Opening Control Unit Transmitter 2 Timer Value 2, Rear Lid Power Opening Control Unit Transmitter 2 Timer Value 3, Rear Lid Power Opening Control Unit Transmitter 2 Timer Value 4, Rear Lid Power Opening Control Unit Transmitter 2 Timer Value 5, Rear Lid Power Opening Control Unit Vehicle Type, Rear Lid Reset Normalisation, Rear Light Left 1 Parameter Set, Rear Light Left 2 Parameter Set, Rear Light Right 1 Parameter Set, Rear Light Right 2 Parameter Set, Rear Passenger Belt Tensioner Deactivation, Rear Passenger Side Airbag Deactivation, Rear Right Brake Adaptation, Rear Roof Shades Basic Setting, Rear Sliding Roof

Basic Setting, Rear Sunroof Control Module Adaptation, Rear Window Outside Mirror Heater Activation Time, Rear Windshield Heating Activation Time, Rear Wiper Comfort Function, Reception Optimization, Recirculation Pump During Auxiliary Heating, Recirculation Pump Lock Adaptation, Recirculation Pump Replacement, Redial Time Call Initiation, Redial Time Dropped Call, Redial Time Free Line, Reduced Application Force For Auto Hold Up And Downhill Swell, Reduced Current For Transponder ID Request, Reducing Fuel Pressure, Reference Channel Delay Adjustment, Reference Channel Delay, Reference Point Production, Referencing LKL1, Referencing LKL2, Regeneration Of Exhaust Gas Recirculation Cooler, Release Transmission Hydraulic Pump, Reload Pressure Sensor Identification, Remote Clock, Remote Control Adaptation (Memory Location), Remote Control Adaptation, Remote Control Barcode, Remote Control Erasing, Remote Control Learning, Remote Control Matching, Remote Control Rear Lid Operating Time, Remote Control Unit Learning, Remote Control, Remote Control: AM Frequency, Remote Control: Balance, Remote Control: Fader, Remote Control: FM Frequency, Remote Control: Function, Remote Control: Receiver, Remote Control: Source, Remote Control: Volume, Remote Door Unlock Door Status Update Delay, Remote Speed Alert Minimum Speed Limit, Remote Start Nominal Temperature, Remote Start Temperature Seat Heating, Remote Start Temperature Seat Ventilation, Remote Start Window Heating Temperature, Remote Vehicle Disabling Maximum Speed Limit, Remote Vehicle Disabling Minimum Clamp 15 Off Time, Remote Vehicle Tracking Position Timeout, Replace Control Unit: Transfer Configuration, Reset Adaptation Parameters, Reset Adaption Fuel Pressure B1S1 Upstream High Pressure Pump, Reset Adaption Of Application Point To Factory Settings, Reset Adaption Of Crankshaft Pulse Generating Wheel, Reset Adaption To Factory Setting, Reset Adaption Value, Reset Adaption Values Potentiometers In Vents, Reset AdBlue System Data, Reset After Replace Of Quantity Value And Pressure Control, Reset After Replace Pressure Supply Init Adapt Electric Motor, Reset After Replacement Energy Histogramm Engine Decoupler, Reset After Replacement Of Air Mass Flow Sensor, Reset After Replacement Of Diesel Particulate Filter, Reset After Replacement Of Differential Pressure Sensor, Reset After Replacement Of Engine Decoupler, Reset After Replacement Of Exhaust Gas Recirculation Valve, Reset After Replacement Of Injector 1, Reset After Replacement Of Injector 2, Reset After Replacement Of Injector 3, Reset After Replacement Of Injector 4, Reset After Replacement Of Lambda Sensor, Reset After Replacement Of Oxidation Catalytic Converter, Reset After Replacement Of Quantity Mean Value Adaptation, Reset After Replacement Of SCR Catalyst, Reset After Replacement Of Turbo Charger, Reset After Replacement Of Variable Oil Pump, Reset Air Mass Meter Adaptation Values, Reset All Counter, Reset All Counters, Reset Battery Charging Profiles, Reset Battery Charging Timer, Reset Brake Temperature Monitoring, Reset CAN Information, Reset Catalytic Converter Adaptation, Reset Clutch 0 Logging Dates, Reset Clutch 1 Logging Dates, Reset Clutch 2 Logging Dates, Reset Clutch Characteristic Clutch 0, Reset Clutch Characteristic, Reset Clutch Control Travel Pressure Characteristic, Reset Clutch Pressure Sensor Adaptation, Reset Clutch Values For Transient Friction, Reset Clutch Values Forward, Reset Clutch Values Reverse, Reset Clutch Values, Reset Clutch Wear, Reset Control Unit, Reset Convertible Roof Cycles Control Value On Off, Reset Coolant Pump Adaption Values, Reset Counter For Mechanical Stress, Reset Counter For Rollover-Bar-Deployment, Reset Dead Reckoning Calibration, Reset DPF Differential Press. Sensor Adapt., Reset Drivingparts Per Shift Position, Reset DVD Juvenile Release Password, Reset Emergency Battery History, Reset Energy Management Counter, Reset Engagement Counters, Reset Exhaust Flap Control Module, Reset Factory Defaults, Reset Frequency Counter, Reset Frequency Counters, Reset Fuel On Adaption, Reset Fuel On Fuel Off Adaption, Reset Fuel Pressure Adaptation, Reset Gear Positioner Values, Reset Gearbox Mileage, Reset Headlight Regulation Counter, Reset Highest Appeared Brake Temperature, Reset Injector Adaptation Values, Reset Injector Closure Time Adaptation Values, Reset Kiss Point Adaption Fault Statistics 1, Reset Lambda Sensor Adaptation Values, reset lock sensors, Reset Magnetic Clutch Adaption, Reset Master Slave Assignment, Reset Max Value,

Reset Maximum ECU Currents, Reset Maximum ECU Temperatures, Reset Maximum Smart Actuator Currents, Reset Mileage And Adaption Counter, Reset Mileage Of Rough Road Detection, Reset Misfire Adaptation, Reset MOST Bus Break Counter, Reset Of Adaption Value Current Linearization, Reset Of Adaption Value EDL Closed, Reset Of Adaption Value EDL Open, Reset Of Adaption Values Gear Box, Reset Of Adaption Values Injector, Reset Of Adaption Values Oil Ageing, Reset of Adaption Values, Reset of Adjustment/Calibration Values, Reset Of All Adaptions, Reset Of All Air Condition Counters, Reset Of All Counters, Reset of C0-Adaption Values, Reset Of CAN Message Alive Detection, Reset Of Central Signal Processing Adaption Values, Reset Of Clutch Pressure Adaption, Reset Of Combustion Chamber Pressure Sensor Adaption, Reset Of ECU In Delivery State Of Manufactor, Reset Of First Filling Status, Reset Of Hydraulic Pressur Sender 1 Offset, Reset Of Identification Data Collected On Lin Bus, Reset Of Injector Closing Time Adaption, Reset Of Preignition Counter, Reset Of Qsp Torque Display Adaption Values, Reset Of Raw Values Of Level Sensors In Rebounded Position, Reset Of Reductant System Adaption, Reset Of SCR Restriction Counter, Reset Of SCR Tank Level Sensing, Reset Of State Information, Reset Of Steering Support Adaption Values, Reset of Survey Counter, Reset of System Specific Adaption Values, Reset Of The Reversible Overcurrent Cutoff, Reset Of Tick Learner, Reset Of Tire Not Fixed Detection Adaption Values, Reset Of Zero Point Brake Pedal Position Sender, Reset Particulate Filter (b1) Adapt. Values, Reset Particulate Filter (b2) Adapt. Values, Reset Particulate Filter Adaption Values, Reset Plug-in Cycles of Charging Socket, Reset Pressure Reduction Logging Dates, Reset Rail Pressure Control Valve, Reset Rollover Trigger Counter, Reset SCR tank system adaptation, Reset Side Window Blind Normalisation Driver Rear, Reset Side Window Blind Normalisation Passenger Rear, Reset Speeding Value, Reset Standardization, Reset Start Inhibit Due To Lack Of AdBlue, Reset Start/Stop Counter, Reset Statistic Memory, Reset Stored Temperature Measured Values, Reset Temperature Model, Reset Timing Chain Adaption Values, Reset To As-Delivered Condition To Control Module Manufacturer, Reset To Basic Settings, Reset To Factory Setting, Reset To Factory Settings, Reset Total Clutch Adaption, Reset Turbocharger Adaption Values, Reset Wheel Calibration, Reset Window Regulator Adaption Driver Side Front, Reset Window Regulator Adaption Driver Side Rear, Reset Window Regulator Adaption Passenger Side Front, Reset Window Regulator Adaption Passenger Side Rear, Reset Window Regulator Normalisation Driver Side Front, Reset Window Regulator Normalisation Driver Side Rear, Reset Window Regulator Normalisation Passenger Side Front, Reset Window Regulator Normalisation Passenger Side Rear, Resetting Adaptation Variable Oil Pump, Resetting Crankshaft Sensor Wheel Adaptation Values, Resetting Misfire Adaptations, Resetting Of All Adaptation Values, Resetting Of Injector Adaptation Values, Resetting Of Learned Values Of Turbocharger, Resetting Of Oxygen Sensor Adaptation Values, Resetting Of Service-Interval Display, Response Delay To Close Rear Lid, Response Delay To Open Rear Lid, Rest Recommendation, Retract Display, Reversing Distance At Closing, Reversing Distance At Opening, Reversing Threshold Driver Side Front, Reversing Threshold Driver Side Rear, Reversing Threshold Passenger Side Front, Reversing Threshold Passenger Side Rear, Right/left-Hand Drive Configuration, Rka Reset Dynamic Data, RKA Simulation Mode, RLE Simulation Mode, Roller Test Stand Mode, Roll-Over Bars Deactivation, Roll-Over Bars Trigger Counter Reset, Rollover Protection Test, Roof Blind Go To Service Position, Roof Blind Normalisation, Roof Blind Reset Normalisation, Roof Crash Detection Speed Limit, Roof Roller Blind Basic Setting, Roof Shade Control Module Adaptation, Roof Shades Basic Setting, RPM Threshold Engine Running, RTM Request Cycle Time, Safe Con?rmation, Scan Error Time, Scan Procedure: Current Limiting On Under Voltage At Go Protoco, Scan Procedure: Cycle Convenience Coverage Limiting, Scan Procedure: Number Of Repeats, Scan Procedure: P Keyless Event Search Retries Pause, Scan Procedure: Timeout Authentication Result, Scan Procedure: Timeout Control, Scan Procedure: Timeout ID Transmitter Ready To Receive After L, Scan Procedure: Timeout LF Repetition, Scan Velocity Threshold, ScanProcedure: Timeout Entry Response, ScanProcedure: Timeout Response, SCR Inducement

Operating Hour Reset, SCR Metering Quantity Test Matching, Scr System Reset, Screen Wiper Motor: Adapting, SDARS Preactivated Subscription, Seat Occupant Recognition Basic Setting, Seat Occupied Recognition Control Module Basic Setting, Seat Occupied Recognition Reset, Seat Occupied Recognition, Seatbelt Warning, Security Access (16) Adaptation (10) / Long Adaptation (0A), Security Access(16) Basic Settings (04), Security Version Number, Select Characteristics Curve, Selective (Single) Door Locking, Selector Lever Basic Setting, Selector Lever Position Sensor Calibration, Self Leveling Suspension Calibration to Determine Axle Load, Self-Levelling Suspension Activation, Self-Levelling Suspension Calibration Reset, Self-Levelling Suspension Deactivation Permanent, Self-Levelling Suspension Deactivation, Sensor Plausibility Enabling, Sensor Unit Zero Position Compensation, Sensor Wheel Adaptation, Erase Adaptation Values, Serial Tracing, Service Early Warning In Days, Service Early Warning Prediction, Service Key Clear Data, Service Light Reset, Service Mode Hybrid Drive, Service position, Service Range, Service Reminder, Service Reminder: Distance to Inspection "INSP 01", Service Reminder: Distance to Oil Service "OIL", Service Reminder: Max. Distance to Inspection "INSP 01", Service Reminder: Max. Distance to Oil Service "OIL", Service Reminder: Max. Time to Inspection "INSP 02", Service Reminder: Time to Inspection "INSP 02", Servo Pump Load Calibration, Set Actuator Volume, Set AdBlue Tank Level To "Full", Set Aging Counter, Set And Reset Parking Brake Motor Piston, Set Brake Application Signals, Set Clutch Mileage To Zero, Set Development Mode Minimum Speed Limitation, Set Function On Demand Product Data, Set Gearbox Mileage To Vehicle Mileage, Set Mapping For Injectors After ECU Replacement, Set Number 2 For Info Call, Set Number 2 For Service Call, Set Number For Info Call, Set Number For Service Call, Set Number Of Wheel Counting Impulse, Set Number Roaming For Info Call, Set Number Roaming For Service Call, Set Of Clutch Mileage To Value, Set Pay TMC, Set PLA WPCA Car Corr Factor Development, Set PLA WPCA Min Change Limit Development, Settime Trigger Entry Vehicle, Settime Trigger Exit Vehicle, Setting Center Chest Vents At Voice Control, Shock Absorber Damping Adjustment Valve Calibration, Short Average Ambient Threshold TSAA, Short Average Time Constant TCSAA, Showroom Effect, Shut Down AP, Shut Off Conditions, Shutdown Wait Time, SIA: Service Time SIA, SIA: Service Track SIA, SID Maximum Mileage To Next Oil Service, SID Maximum Time To Next Oil Service, Side Marker Lights, Side Window Blind Normalisation Driver Rear, Side Window Blind Normalisation Passenger Rear, Signal Position, SIM Card Reader Bluetooth Address, Single Gear Indicator Adjustment, Slide Show Frame Rate, Sliding Roof Basic Setting, Sliding Sunroof Basic Setting, Sliding Sunroof Go To Service Position, Sliding Sunroof Normalisation, Sliding Sunroof Reset Normalisation, SLWR Counter Left, SLWR Counter Right, SmAct Volume Adjustment, SMS Call Delay, SMS Phone Number 1, SMS Phone Number 2, Soft Stop Tolerance Zone, Softgab In, Softgab Out, Softgap Down, Soot Entry, Softgab Up, Speakers/Model, Special ID PQ25 Calibration, Specified Pressure Front Axle 1, Specified Pressure Front Axle 2, Specified Pressure Front Axle 3, Specified Pressure Line Selection At EOL, Specified Pressure Rear Axle 1, Specified Pressure Rear Axle 2, Specified Pressure Rear Axle 3, Specified Tire Pressure at Full Load (Front Axle), Specified Tire Pressure at Full Load (Rear Axle), Specified Tire Pressure at Partial Load (Front Axle), Specified Tire Pressure at Partial Load (Rear Axle), Speed Adaptation Of Coolant Pump, Speed Limit For Destination Entry, Speed limit Maneuver Situation, Speed Shutoff Threshold Compressor Run In, Speed Threshold 1, Speed Threshold 2, Speed Threshold 3, Speed Threshold For "Car Is Driving", Speed Threshold For Destination Input, Speed Threshold For Driving Cycle Detection, Speed Threshold For Moving Vehicle Detection, Speed Threshold For Start Request Plausibility, Speed Threshold For Terminal 15 Emergency Shutoff, Speed Threshold, Speed Value For Testing Mode, Stall Current Measuring Mode Deactivation Distance, Standard Dimming Value ZAT, Start / Stop Restart Delay, Start Automatic Trans Fluid Pressure Accumulator Discharge, Start Automatic Transmission Fluid Pressure Accumulator Charge, Start Brake Pad Replacement Mode, Start of Injection, Start Particle Desulfurization, Start Stop Voltage Limit, Start Up EOL Pressurized Gasoline Fuel Tank Refueling

Condition, Start/stop Function: Activate/deactivate Temporarily, Starting Conditions, Starting torque adjustment, Starting Torque Calibration, Starting Vibration Reduction Adjustment, Start-Up Coolant Circuits Filling, Start-Up Desulfurization In Standing Position, Start-Up EGR Cooler Rinsing, Start-Up Learning Of Measured Soot Mass, Start-Up Pressurized Gasoline Fuel Tank Isolation Valve Open, Start-Up Refrigerant Circuit Filling, Start-Up Refrigerant-And Coolant Circuits Filling, Start-Up Refueling Condition Pressurized Gasoline Tank, Start-Up Regen Of Particulate Filter In Standing Position, Start-Up Regeneration Diesel Particulate Filter During Drive, Start-Up Regeneration Of Particulate Filter During Drive, Startup Screen Sticker HMI, Start-Up Test Accumulator, Start-Up Test Brake Booster, Static Calibration Routine Overrun, Static Calibration Routine, Static Top Speed Limitation, Stationary DPF Regeneration, Statistic Phev Mileage, Steer To Center Position, Steering Angle Initialization, Steering Angle Sender - Reset Zero Point, Steering Angle Sender - Set Zero Point, Steering Angle Sensor Alignment, Steering Angle Sensor Basic Setting, Steering Angle Sensor Calibration, Steering Angle Sensor, Steering Assist Without Engine Running, Steering Assistance Level Adjustment, Steering Basic Setting, Steering Column Basic Setting, Step Size For Final Control Test Close Rear Lid, Step Size For Final Control Test Open Rear Lid, STH Post Heating Time Duration, Stop Limit Of Potentiometers In Vents, Stop Routine Coolant Circuit Filling Flushing, Stop Routine Refrigerant Circuit Filling Flushing, Stop Value Of Potentiometers In Vents, Storing Air Recirculation Function After Terminal 15 Off, Street Light Brightness Threshold Highway TSLBH, Street Light Brightness Threshold Village TSLBV, Street Light Brightness Time Constant TCSLB, Streetlights Time Constant TCSL, Structure-Borne Noise Volume Adjustment, SuFK Developement Massage, Summary Reset After Replacement Of Reductant System Components, Sun Roof Basic Setting, Sun Shade Basic Setting, Sunroof Control Module/No Basic Setting, Sunroof Shade Control Module Basic Setting, Supplementary Heater: Adapting, Supplementary Heater: Reset Adaptation Values, Supplementary Heater: Reset Starter Interlock, Supplementary Heater: Test, Swap Function Activate, SWaP Function Crypt Data ID, SWaP Function Transfer Crypt Data, Swirl Flap Basic Setting (Bank 1), Swirl Flap Basic Setting (Bank 2), Swirl Flap Basic Setting, Switch-Off Delay (Low Beam), Switchover To The High Oil-Pressure Level, System Data Part 11 Rear, System Data Part 12 Rear, System Data Part 14 Rear, System Data Part 7, System Data Part 8, System Parameters Part 10 Rear, System Shut-off, System Test Turbo Charger Bypass Flap, T1 Normal Signal Break Time, T2 Scaling Signal Break Time, T2 Scaling Signal Rate, T2 Scaling Signal Start Up Time, T3 Handshaking Signal Break Time, T4 Error Signal Break Time, T4 Error Signal Number Of Tones, T4 Error Signal Rate, T5 ASD Activate Signal Number Of Tones, T5 ASD Active Signal Break Time, T5 ASD Active Signal Rate, Tail Light Dimming, Take Back Of The Reversible Crash Cutoff, Tank Characteristic (Additional Functions), Tank Characteristic (Dry Calibration), Tank Characteristic (Fuel Level Sensor 1), Tank Characteristic (Fuel Level Sensor 2), Tank Characteristic (Fuel Level Sensor), Tank Characteristic (Full Calibration), Tank Characteristic (Not Detectable Tank Volume), Tank Characteristic (Wet Calibration), Target Soc Production Mode, Tear Wiping, Telematics, Telephone Basic Volume Adjustment, Telephone Basic Volume, Telephone Handset Connect, Telephone Number Information Service, Telephone Number Roadside Assistance, Temp Threshold Activate Climate Control, Temp Threshold Auxiliary Heater: Full Load After Partial Load, Temp Threshold Auxiliary Heater: Partial Load After Full Load, Temp Threshold Auxiliary Heater: Start After Control Pause, Temp Threshold Big To Med, Temp Threshold Big To Power, Temp Threshold Low To Control Pause, Temp Threshold Low To Med, Temp Threshold Med To Big, Temp Threshold Med To Low, Temp Threshold Power To Big, Temp Threshold Start Out Of Control Pause, Temp Threshold Start To Control Pause Or Heating Mode, Temperature Clamping After Evaporator, Temperature Compressor For Speed Increase, Temperature Difference For Bypass Valve Opening, Temperature Reference, Temperature Threshold Auxiliary Heater: Control Pause, Temperature Threshold For Activation Of Auxiliary Heater, Temperature Threshold: Ambient Temperature, Temperature Threshold: Coolant Temperature, Terminal 30G Deactivation/Reset, Terminal 61 Function Enabling,

Terminal S Timeout, Test AdBlue metering valve spray pattern, Test Mode End Distance, Test Mode Trigger Time, Test Registration Period, Thermal Load, Throttle Body Alignment, Throttle Body Cross-Sectional Area Reset, Throttle Body, Throttle Valve Adaptation, Throttle Valve Adaption, Throttle Valve Basic Setting (bank 1), Throttle Valve Basic Setting (bank 2), Throttle Valve Basic Setting, Throttle Valve Control Module Adaptation, Throttle Valve Control Module Reset, Throttle Valve Control Unit Reset, Throttleposition Adaptation, Tilt Sensor Sensitivity, Time Bypass Valve Activated After Caster Finished, Time For Compressor At Terminal 15 On, Time For Neck Heating Power Reduction Level 2 To Level 1, Time For Neck Heating Power Reduction Level 3 To Level 2, Time For Opening Bypass In Control Pause, Time For Seat Heating Power Reduction In Highest Level, Time For Seat Heating Power Reduction Level 2 To Level 1, Time For Seat Heating Power Reduction Level 3 To Level 2, Time Frame VIP Kick Forecast, Time Sensor Power Off Group 2, Time Setup (Hour), Time Setup (Minute), Time Since Inspection, Time since Service, Time To Drive Cycle Detection, Time To Ignore Ignition Trigger, Time To ZAT Open Circuit Detection, Time To ZAT Short Circuit Fault Detection, Time Window For Opening Further Than Programmed Interstop, Time ZAT Actuation Detection, Time ZAT Lock After Emergency Shutoff, Time ZAT Lock After Normal Shutoff, Time, Time, Hour, Time, Minute, Timeframe Request Immobilizer Terminal Approval, Timeout Convenience Coverage Limiting, Timeout Trigger Terminal Deactivation Central Locking, Timer Sporadic MOST Open Circuit, Timing Chain Lengthening Reset After Replacing Chain, Tiptronic Steering Wheel Button Adjustment, Tire Circumference, Tire Diameter, Tire Pressure Adaptation, Tire Pressure Control Monitoring, Tire Pressure Monitoring System (Tpms) Reset, Tire Pressure Monitoring System Configuration, Toggle Offtime Other Door Handle, Toggle Offtime Same Door Handle, Tolerance Band Of Basic Adjustment Flap End Stops, Tolerance Band Of Flap End Stops, Tolerance Compressor Speed In Compressor Inlet, Tolerance Compressor Speed In Normal Service, Tolerance Range For Flap End Stops, Tolerance Time For Compressor Speed Variance, Tone Pitch Of Acoustic Warning, Top Speed Configuration, Torque Limitation, Torque Steer Compensation (TSC), Torque Test, Total Consumption, Touchpad Illumination Test, Tourist Solution, TPM Individual Specified Pressure Adjustment, Tracking Assistant Activation Request, Tracking Assistant Check Contract Duration, Tracking Assistant Program Driver Cards, Tracking Assistant Self Test, Tracking Assistant Send Test Message, Trailer Stabilization Enabling, Trailer Stabilization, Transfer Configuration, Transmission Adaptation Basic Setting 1, Transmission Adaptation Basic Setting 2, Transmission Adaptation Basic Setting 3, Transmission Grade (Front Window), Transmission Housing Serial Number, Transmission Oil Level Test, Transmission Rapid Adaption, Transmission Ratio Engine Air Conditioner Compressor, Transmission Ratio Of AC Compressor, Transmission Ration Engine Air Conditioner Compressor, Transmission Setting Adaption, Transmission Type, Transport Mode Deactivation Distance, Transport/Service Mode, Transportation Mode, Travel/Tourist Mode, Trigger CAN Speed, Trunk Lid Remote Unlocking, Turbo Charger Boost Control Reset, Turbo Charger Boost Control Solenoid Adaptation, Turbocharger Basic Setting, Turbocharger Offset Correction, Turn Signal Dimming, Turn Signals in Side Rear View Mirror, Tyre Pressure Sensor Adaptation, Undervoltage Heater Turn-Off, Universal Preparation For Mobile Telephone, Unlearning Calibration Of Luggage Compartment Cover, Unlock Actuator System, Unlock Blink, Unlock Horn, Unlocking Confirmation (Key Switch), Unlocking Confirmation (Remote Control), Unlocking With Key Switch Optical Feedback, Unlocking With Remote Control Opt. Feedback, Uphill Assist Gradient Threshold, Upper Limit Of Air Regulation Downstream Of Evaporator, Upper Locking Range, Upper Stop Maximum Value, Upper Stop Minimum Value, User Profile Name Customer Paid Connection, User Profile Name, User Profile Password, V Limit KL30 Disconnect, Vacuum Level / Hydraulic Brake Booster (HBO/HBV), Vacuum Pump For Brake System, Vacuum Pump Test (Short Trip), Variant Encoding, Variants Reduction, Vehicle Equipment Code And Production Number Combination, Vehicle Excess Length, Vehicle Excess Width, Vehicle Health Report, Vehicle Height Learning, Vehicle Identification Number Programming, Vehicle Identification Number Provisional, Vehicle

Identification Number, Vehicle Length Adjustment, Vehicle Mileage Challenge Adaptation, Vehicle Not Cooling, Vehicle Not Heating, Vehicle Road Curb Distance, Vehicle Width Adjustment, Vent ESP Hydraulic System, Verify Variant Encoding, VIC Parameters, Village Detect Highway Speed Threshold, Visual Comfort Operating/Closing Confirmation, Visual Display Adjustment, Visual Feedback When Locking/Unlocking, Visual Locking Confirmation, Voice Output Basic Volume Adjustment, Voice Output Basic Volume, Voice Output External Emergency Speaker, Voltage Monitoring: Overvoltage Delta, Voltage Monitoring: Overvoltage For KESSY ECU, Voltage Monitoring: Overvoltage For Keyless Go, Voltage Monitoring: Overvoltage Jumpstart 2 Delta, Voltage Monitoring: Undervoltage Delta, Voltage Monitoring: Undervoltage For KESSY ECU, Voltage Monitoring: Undervoltage For Keyless Go, Voltage Monitoring: Undervoltage Jumpstart 1 Delta, Volume Of Fuel Tank, Volume Offset, Volume Output, Volume with Convertible Top Open, VOS Parameters, VW Common Application Data Identifier, VW ECU Hardware Version Number, Wake Up Monitor Reset History Data, Wake Up Monitor Reset Of Adaptions, Warning Lamp Enabling, Warning Lamp Test, Weapons Box Adaption, Wheel / Tire Description, Wheel Base, Wheel Circumference Adjustment, Wheel Circumference, Wheel Impulse, Wheel Set Selection, Wheel Torque Limitation, Wind Deflector Denormalisation, Wind Deflector Normalisation, Wind Deflector Original Position, Wind Deflector Service Position, Window Condensation Parameter For Start/Stop Function, Window Regulator Adaption Driver Side Front, Window Regulator Adaption Driver Side Rear, Window Regulator Adaption Passenger Side Front, Window Regulator Adaption Passenger Side Rear, Window Regulator VW Settings Driver Side Rear, Window Regulator VW Settings Passenger Side Rear, Wiper Angle Interval Position Adaptation, Wiper Angle Lower Turning Point Adaptation, Wiper Angle Park Position 1 Adaptation, Wiper Angle Park Position 2, Wiper Angle Service Position Adaptation, Wiper Angle Upper Turning Point Adaptation, Wiper Error Mask Mitsuba Development, Wiper Motor Control Unit Data Set 2, Wiper Motor Control Unit Data Set 3, Wiper Motor Control Unit Data Set 4, Wiper Motor Control Unit Data Set, Wiper Setup, WIV: Distance From Inspection, WIV: Max Value Km Mileage / Inspection, WIV: Max Value Of Time Between Inspections, WIV: Min Value Of The Time Between The Inspections, WIV: Min. Km Driving Performance / Inspection, WIV: Russian Entry, WIV: Thermal Load, WIV: Time From Inspection, WIV: Total Consumption, WLAN Default Channel, WLAN Dynamic Host Configuration Range, Write Configuration, Write Gateway Control Unit Configuration, Write Injector Codes, Write Key Content, Yaw Rate Sensor Detection, ZAT Clamp 58xt Signal Factor, ZAT Clamp 58xt Signal Offset, ZAT First Case Time High Low State, ZAT First Rise Time Low High State, ZAT Init Value, ZAT Motor Signal Timer 1, ZAT Motor Signal Timer 2, ZAT Nominal Voltage, ZAT Post Carriage During Clamp 15 Off, ZAT Pwm Offset 1 Lower Limit, ZAT Pwm Offset 2 Lower Limit, ZAT Pwm Peak1 Upper Limit, ZAT Pwm Peak2 Upper Limit, ZAT Second Case Time High Low State

2951 new Actuation type special tests:

1000W PTC Auxiliary Air Heater, 3rd Brake Light, 5th Camera Activation Request Control Value 1, A/C Clutch Relay Control Circuit, A/C Compressor Engagement, A/C Compressor Magnetic Coupling, A/C Compressor Regulator Valve, A/C Compressor, ABS Motor, ABS Return Flow Pump Control Value On OFF, ABS Return Flow Pump VW Local Control State, AC Compressor Control Valve, Ac/heat Output Test, Acc Button Led, Acc. Ped. Press. Point Generation, Accelerator Ped Mod Actuator Functional Chk VW Com Ctrl State, Access Setup Tool Test Control Value, Accumulator Activation Test Control Value Moving Volume, Accumulator Activation Test Control Value Piston Speed, Accumulator Activation Test Control Value Smart Actuator Speed, Acoustic Check Of Loudspeaker Channel 1 Test, Acoustic Check Of Loudspeaker Channel 10 Test, Acoustic Check Of Loudspeaker Channel 11 Test, Acoustic Check Of Loudspeaker Channel 12 Test, Acoustic Check Of Loudspeaker Channel 13 Test, Acoustic Check Of Loudspeaker Channel 14 Test, Acoustic Check Of Loudspeaker Channel 15 Test, Acoustic Check Of Loudspeaker Channel 16 Test, Acoustic Check Of Loudspeaker Channel 17 Test, Acoustic Check Of Loudspeaker

Channel 18 Test, Acoustic Check Of Loudspeaker Channel 19 Test, Acoustic Check Of Loudspeaker Channel 2 Test, Acoustic Check Of Loudspeaker Channel 20 Test, Acoustic Check Of Loudspeaker Channel 21 Test, Acoustic Check Of Loudspeaker Channel 22 Test, Acoustic Check Of Loudspeaker Channel 23 Test, Acoustic Check Of Loudspeaker Channel 24 Test, Acoustic Check Of Loudspeaker Channel 3 Test, Acoustic Check Of Loudspeaker Channel 4 Test, Acoustic Check Of Loudspeaker Channel 5 Test, Acoustic Check Of Loudspeaker Channel 6 Test, Acoustic Check Of Loudspeaker Channel 7 Test, Acoustic Check Of Loudspeaker Channel 8 Test, Acoustic Check Of Loudspeaker Channel 9 Test, Acoustic feedback buzzer - Chime, Acoustic feedback Chime, Acoustic feedback of the turn signal, Acoustic Gong, Acoustic Signal Sensor, Acoustic Test Signal, Acoustics, Act Tst Precrash ICM Disp Text Ctrl ICM Disp Text, Act Tst Precrash Pretens Ctrl Tensioning Char, Act Tst Precrash Veh Conditioning Ctrl Veh Conditioning, Activate Anti-Theft Alarm, Activate Component Protection, Activate ESP System/Function Test, Activate LEDs, Activated Charcoal Filter Shutoff Valve VW Common Control State, Activated Charcoal Filter Shutoff Valve, Activation Emergency Brake, Activation Jerky Braking Movement, Activation Of Anti Theft Alarm System Control Value, Activation Of Parking Spot Search Park Assist Control Value, Active Headrest Control Onoff, Actuate Charging Connection 1, Actuate Charging Connection 2, Actuate Vehicle Front Left Control Value Onoff, Actuate Vehicle Front Right Control Value Onoff, Actuate Vehicle Rear Left Control Value, Actuate Vehicle Rear Right Control Value Onoff, Actuation Ifl Valve, Actuation Ifr Valve, Actuation Lpf1 Valve, Actuation Lpf2 Valve, Actuation Mci1 Valve, Actuation Mci2 Valve, Actuation Ofl Valve, Actuation Ofr Valve, Actuation Pump, Actuation Rl Emb (2), Actuation Rl Emb, Actuation Rr Emb (2), Actuation Rr Emb, Actuation Vacuum Pump1, Actuation Vacuum Pump2, Actuator 1 For engine noise generation Control Value, Actuator 1 For Engine Sound Generation VW Common Control State, Actuator 1 For Engine Sound Generation, Actuator For Camshaft Adjustment Actuator, Actuator For Camshaft Adjustment Position, Actuator For Structure-Borne Sound Control Value, Actuator For Structure-Borne Sound VW Common Control State, Actuator For Structure-Borne Sound, Actuator For Valve Lift Adjustment Inlet VW Common Ctrl State, Actuator For Vlv Lift Adjustment Inlet Bank 2 VW Com Ctrl State, Actuator Structure-Borne Noise, Actuator Test Crash Intensity 1, Actuator Test Crash Intensity 2, Actuator Test Crash Intensity 3, Actuator Test Crashsignal Control Crash Direction, Actuator Test Crashsignal Control Crash Intensity, Actuator Test Crashsignal Control Onoff, Actuator Test Highvoltage Disable Control Highvoltage Disable, Actuator Test Highvoltage Disable Control Onoff, Actuator Test Highvoltage Disable, Actuator Test LED Bar Control Value Frequency, Actuator Test Precrash ICM Display Text Control Onoff, Actuator Test Precrash ICM Display Text, Actuator Test Precrash Pretensioner Control Onoff, Actuator Test Precrash Pretensioner Control Side, Actuator Test Precrash Vehicle Conditioning Control Onoff, Actuator Test Precrash Vehicle Conditioning, Actuator Test USM Control Crash Severity, Actuator Test USM Control Onoff, Actuator Test USM Crash Type Front Driver, Actuator Test USM Crash Type Front Passenger, Actuator Test USM Crash Type Pedestrian Protection, Actuator Test USM Crash Type Rear Driver, Actuator Test USM Crash Type Rear Passenger, Actuator Test USM Crash Type Rollover, Actuator Test USM Crash Type Side Driver, Actuator Test USM Crash Type Side Passenger, Actuatoric Test Actuationtime, Actuatoric Test Control Value Actuationtime, Actuatoric Test Control Value Delaytime, Actuatoric Test Delaytime, Adblue 4/2-Way Valve, Adblue Circuit Leak Test, AdBlue Delivery Pump, AdBlue Dosing Valve, Adblue Pump/pipe Heating, Adblue Return Delivery, Adblue Switching Valve, Adblue Tank Heating 1 Actuation, Adblue Tank Heating 2 Actuation, Adblue Tank Heating, Add Highbeam Test Controlstate Data 2, Addit. Cooling Medium Pump Relay, Additional Air Heating Control Value On Off, Additional Air Heating Input Output Control Parameter, Additional Air Heating VW Common Control State, Additional Air Heating, Additional Heater Activation Test Control Value, Additional Heater Activation Test Input Output Ctrl Parameter, Additional Hydraulic Pump For Gearbox Control Value, Additional Hydraulic Pump For Gearbox, Additional Interior Light Test Control Value Can Signal, Additional Interior Light Test Control Value Indication Light, Additional Interior Light Test

Control Value Interior Light, Additional Light Functions Test Control Value, Additional Main Beam Test Control Value, Additional Turn Signal Test Control Value Left, Additional Turn Signal Test Control Value Right, Adjust Mirror Inward, Adjustable Rear Spoiler Indicator Light Test Control Value, Adopt.of Unfiltered Ambient Temp., Aerial Entry And Strt Authorisation Lt Diag Ctrl Val, Aerial Entry And Strt Authorisation Rt Diag Ctrl Val, Aerial For Entry And Start Authorisation Left Diag Ctrl Value, Aerial For Entry And Start Authorisation Right Diag Ctrl Value, AGW Test Control Value Blink Frequency, AGW test control value suppression icon combi, Air Cond Perfomance Tst Fr And Rr VW Com Ctrl St, Air Condit. Compressor Actuation, Air Condition Compressor Activation Control Value On Off, Air Condition Compressor Activation Input Output Ctrl Parameter, Air Condition Compressor Activation Setpoint, Air Condition Compressor Activation VW Common Control State, Air Condition Compressor Activation, Air Conditioner Compressor Regulating Valve Test Control Value, Air Conditioner Performance Test Control Value On Off, Air Conditioner Performance Test Input Output Control Parameter, Air Conditioner Performance Test VW Common Control State, Air Conditioner Performance Test, Air Dist Flap Front Ctrl Motor Input Output Control Parameter, Air Distribution Flap Front Control Motor Footwell Setpoint, Air Distribution Flap Front Control Motor Setpoint, Air Distribution Flap Front Control Motor Sollwert, Air Distribution Flap Rear Control Motor Control Value On Off, Air Distribution Flap Rear Control Motor Setpoint, Air Distribution Front Control Motor Control Value On Off, Air Distribution Front Control Motor Setpoint, Air Filter Flap Bank 2 VW Common Control State, Air Filter Flap VW Common Control State, Air Filter Flap, Air Flap Actuator, Air Flow Flap Control Motor, Air Flow Flap Positioning Motor Control Value On Off, Air Flow Flap, Air Recirculation Flap Control Motor, Air Recirculation Flap Positioning Mot VW Com Ctrl St, Air Recirculation Flap Positioning Motor Control Value On Off, Air Recirculation Flap Positioning Motor Setpoint, Air Spr Additional Vol Vlv 1 Actuation Tst Ctrl Val Onoff, Air Spr Additional Vol Vlv 2 Actuation Tst Ctrl Val Onoff, Air Spr Additional Vol Vlv 3 Actuation Tst Ctrl Val Onoff, Air Spr Additional Vol Vlv 4 Actuation Tst Ctrl Val Onoff, Air Supplementary Heating, Air Valve Secondary, Airbag Crash Signal Rest Of World, Airbag Indicator Light Off, Airflow Vlv Ctrl Hyb Batterie Airflow Vlv Tar Pos, Alarm Horn Test Control Value, Alarm Horn, All Lights Rear Left Control Value, All Lights Rear Middle Control Value, All Lights Rear Right Control Value, All Radiator Cooling Fans VW Common Control State, All Radiator Cooling Fans, All Wheel Check Control Value Open Close, Alternator Shut Off VW Common Control State, Alternator Test 15.0 V, Alternator: Functional Test, Ambient Illumination Test Control Value Channel 1, Ambient Illumination Test Control Value Channel 2, Ambient Illumination Test Control Value Channel 3, Ambient Illumination Test Control Value Channel 4, Ambient Illumination Test Control Value Channel 5, Ambient Illumination Test Control Value Start Parameter, Ambient Illumination Test Control Value, Ambient Light Door Driver Side Front: Contour Lighting, Ambient Light Door Driver Side Rear: Contour Lighting, Ambient Light Door Passenger Side Front: Contour Lighting, Ambient Light Door Passenger Side Rear: Contour Lighting, Ambient Lighting Channel 1 Test Control Value, Ambient Lighting Of Center Console Test Control Value, Ambient Lighting Of Cup Holder Test Control Value, Ambient Lighting Power Supply Test Control Value, Ambient Lighting Rear Channel 1 Test Control Value, Ambient Lighting Roof Channel 1 Test Control Value, Ambient Lighting: Channel 1, Analog Clock Test, Analog Clock, Analog display for fuel supply, Analog Display For Speed, Analog Indicators, Analog Instruments, Analog Signal Muting, Analogue display for coolant temperature VW Com Ctrl St, Analogue display For speed, Ancillary Coolant Pump, Antenna Pow Adjustment Loop Test VW Common Ctrl State Sig Path, Antenna Power Adjustment Loop Test VW Common Control State 1, Antenna Power Adjustment Loop Test VW Common Control State 2, Anti Dazzle Interior Mirror Indicator Lamp Control Value On Off, Anti-Theft Alarm Siren/horn, Anti-Theft Device, Antn Pow Adjustment Loop Test VW Common Ctrl State Trans Power, Anzeigetest Sitzheizungsstufe Hinten LED-Anzeige Sitzheizung Hi, Apply Brake Pads Control State, Apply Brake Pads Control Value On Off, Apply Brakes Control State, Apply Brakes Control Value On Off, Approach Brake Pads Control State, Approach Brake Pads Control Value On Off, arial at bumper

for access and start authority-activate, arial at luggage space for access and start authority-activate, arial driver side for access and start authority-activate, arial passenger side for access and start authority-activate, ariel 1 in cabin room for access and state authority-activate, ariel 2 in cabin room for access and state authority-activate, Arrange Seat Control Value Backrest Inclination Adjustment, Arrange Seat Control Value Belt Height Adjustment, Arrange Seat Control Value Headrest Height Adjustment, Arrange Seat Control Value Headrest Longitudinal Adjustment, Arrange Seat Control Value Lumbar Support Height Adjustment, Arrange Seat Control Value Seat Depth Adjustment, Arrange Seat Control Value Seat Height Adjustment, Arrange Seat Control Value Seat Inclination Adjustment, Arrange Seat Control Value Seat Longitudinal Adjustment, Arrange Seat Control Value Upper Backrest Adjustment, Arrange Seat Control Value, Arrange St Ctrl Val Lumbar Support Lngitdnl Adj, ASR/ESP Control Lamp, ASTA Sensor Function Test Control Value, Audio Channel Test Left, Audio Channel Test Right, Audio Loop Back, Audio Mute By CAN, Audio Mute By Wire, Auto-Hold Function Lamp (Activation), Auto-Hold Indicator Lamp, Auto-Lock/Unlock for Rear Lid, Automatic Activation Of All Control Motors Control Value On Off, Automatic Calibration Headlamp Test Mode Control Value, Automatic Day Night Exterior Mirror Test Control Value, Aux Pump, Aux.coolant Pump High-Temp. Circ., Aux.coolant Pump Low-Temp.circuit, Auxiliary Air Heating Controlled Test Control Value On Off, Auxiliary Air Heating Test Control Value, Auxiliary Coolant Pump For Turbocharger VW Common Control State, Auxiliary Coolant Pump Relay, Auxiliary Fuel Pump Relay, Auxiliary Heater Fuel Supply, Auxiliary Heater Heater Element, Axle Differential Lock Check Control Value Open Close, Backlash Cmpstn Reversal Actuation Act Tst Ctrl Val, Backlight Control Value Backlightonoff, Backlight Control Value, Backrest Adjustment, Backrest Heating Fond Left Control Value On Off, Backrest Heating Fond Right Control Value On Off, Backrest Inclination Adjustment Test Control Value, Backrest Inclination Adjustment Test Direction Of Movement, Back-Up Lights Left, Back-Up Lights Right, Back-Up Lights, Balacing Mode Cell 1 Balancing, Balacing Mode Cell 2 Balancing, Balacing Mode Cell 3 Balancing, Balacing Mode Cell 4 Balancing, Bank 1 Camshaft A (Intake) Position Actuator, Bass Speaker Front Left Control Value, Bass Speaker Front Left, Bass Speaker Front Right Control Value, Bass Speaker Front Right, Bass Speaker Front, Bass Speaker Rear Left Control Value, Bass Speaker Rear Right Control Value, Battery Capacity Display Test, Battery Charging Button Indicator Light Control Value, Battery Charging Button Indicator Light, Battery Disconnecting Relay Test Control Value, Belt Comfort Fit Actuator, Belt Feeding Device Test Control Value, Belt Height Adjustment Test Control Value, Belt Indicator Lamp, Blinker Rear Left, Blinker Rear Right, Blinkers Bulb Front Left, Blinkers Bulb Front Right, Blinkers, Blower Activation Control Value On Off, Blower Activation Input Output Control Parameter, Blower Activation Setpoint, Blower Activation Sollwert, Blower Activation tension, Blower Front Intervallbetrieb, Blower Front Sollwert, Blower Rear Intervallbetrieb, Blower Rear Sollwert, Bluetooth Connection Last Device, Bluetooth Paging, Bluetooth, Boost Pressure Actuator 1, Boost Pressure Actuator 2, Boost Pressure Actuator, Boost Pressure Control Solenoid Valve, Boost Pressure, Brake Activation Test Control Value Control Input Rod Distance, Brake Activation Test Control Value Input Rod Speed, Brake Activation Test Control Value Speed ??Input Rod, Brake Activation Test Control Value, Brake Booster Relay Vacuum Pump VW Common Control State, Brake Booster Relay Vacuum Pump, Brake Booster Vacuum Pump, Brake Indicator Lamp, Brake Light By ECD Brake Light By ECD, Brake Light By Ecd Control State, Brake Light By ECD Control Value On OFF, Brake Light By ECD IO Control Option Brake Light By ECD, Brake Light By ECD VW Local Control State, Brake Light By ECD, Brake Light Left Test Control Value, Brake Light Left, Brake Light Right Test Control Value, Brake Light Right, Brake Light Test Control Value, Brake Light, Brake Lights, Brake Pedal Appliance Control Value BLS-Control, Brake Pedal Appliance Control Value Brake Light Activation, Brake Pedal Appliance Control Value PAR Control, Brake Pedal Appliance Control Value PAR-Control, Brake System Warning Lamp Brake System Warning Lamp, Brake System Warning Lamp, Brake Wear Indicator Lamp, Break Recommendation Indication Test Control Value, Break

Recommendation Indication Test, Bumper Light Rear Left, Bumper Light Rear Right, Button Automated Driving Lighting Test Control Value, Button Indicator Light Test Control Value Indicator Lights, Button Indicator Light Test Control Value Kontrollleuchten, Button Indicator Light Test Control Value Start Parameter, Button Indicator Light Test Control Value, Button Indicator Light Test Indicator Lights, Bypass Valve Electric Machine VW Common Control State, Bypass Valve For Electric Supercharger VW Common Control State, cabin room scan keyminder, cabin room scan transponder id request, Cabin Room Scan Keyminder Control Cyclic On Off Time, Cabin Room Scan Keyminder Timeparameter, Cabin Room Scan Transponder Id Request Timeparameter, Cabn Room Scan Trans ID Req Ctrl Cyclic On Off Time, Cabriolet Windbreak Motor Test Control Value On Off, Camera Heating Control Value, Camera Shutter, Camshaft Adjustment, Camshaft Pos Actuator Exhaust 1, Camshaft Pos Actuator Exhaust 2, Camshaft Pos Actuator Intake 2, Camshaft Position Actuator Exhaust 1 VW Common Control State, Camshaft Position Actuator Exhaust 1, Camshaft Position Actuator Exhaust 2 VW Common Control State, Camshaft Position Actuator Exhaust 2, Camshaft Position Actuator Intake 1 VW Common Control State, Camshaft Position Actuator Intake 1, Camshaft Position Actuator Intake 2 VW Common Control State, Camshaft Position Actuator Intake 2, Can Signal Muting, CAN-Powertrain: Sleep Acknowledge Bit (Terminal 15 OFF), CD ROM Drive Quick Test Control Value, CD/DVD Ejection, Ceiling Light Mod Int And Read Lights Tst Ctrl Val, Ceiling Light Module Int And Reading Lights Test Ctrl Value, Cell Balacing Control Cell 1 Balancing, Cell Balacing Control Cell 2 Balancing, Cell Balacing Control Cell 3 Balancing, Cell Balacing Control Cell 4 Balancing, Cen Lck Rr Ctrl Tst Ctrl Val Cen Lck Rr Lt, Cen Lck Rr Ctrl Tst Ctrl Val Cen Lck Rr Rt, Cen Lck Rr Ctrl Tst Ctrl Val Rr Lck Ctrl, Center Midrange/Treble Speaker, Center Speaker Control Value, Center Speaker, Central Flap Control Motor, Central Flap Positioning Motor, Central Locking Aerial Diagnosis Control Value, Central Locking Front Control Actuation Time, Central Locking Front Control Start Parameter, Central Locking Indicator Lamp, Central Locking Indicator Light Test Control Value, Central Locking Motors, Central Locking Rear Control Actuation Time, Central Locking Rear Control Start Parameter, Central Locking Rear Control Test Control Value Front Left, Central Locking Rear Control Test Control Value Front Right, Central Locking Rear Control Test Control Value Side Selection, Central Locking Rear Control Test Control Value Start Parameter, Central Locking Rear Control Test Sliding Door Driver Side, Central Locking Rear Control Test Sliding Door Passenger Side, Central Locking Rear Lid Lock Unit Test Sequence Control Value, Central Locking Sliding Door Test Control Value Start Parameter, Central Locking Sliding Door Test Sliding Door Driver Side, Central Locking Sliding Door Test Sliding Door Passenger Side, Central Locking System Locking Unit, Rear Lid, Central Locking System: Close, Central Locking System: Open, Central Locking Test Control Value, Central Locking Unlock Doors Control Value, Central Locking: Lock, Central Locking: Remote Control, Central Locking: Unlock, Central Vents Control Motor, Centre Left Vent Positioning Motor Control Value On Off, Centre Right Vent Positioning Motor Control Value On Off, Centre Vent Positioning Motor Control Value On Off, Charge Air Cooler Coolant Pump, Charge Air Cooler Flap VW Common Control State, Charge Flap Lock A Control Value Connector Locking, Charge Flap Lock A Control Value Flap Locking, Charge Flap Lock B Control Value Connector Locking, Charge Indicator Lamp 1, Charge Indicator Lamp 2, Charge Motion Valve 1 VW Common Control State, Charge Motion Valve 1, Charge Motion Valve 2 VW Common Control State, Charge Motion Valve 2, Charge Motion Valve VW Common Control State, Charge Motion Valve, Charge-Air Cooler Clnt. Mix.valve, Charging Con A Ind Lights Tst Ctrl Val Con Lck, Charging Con A Ind Lights Tst VW Com Ctrl St, Charging Con A Lck Tst Ctrl Val Con Lck, Charging Con B Ind Lights Tst Ctrl Val Con Lck, Charging Con B Ind Lights Tst VW Com Ctrl St, Charging Con B Lck Tst Ctrl Val Con Lck, Charging Connector A Ind Lights Test Ctrl Val Connector Locking, Charging Connector A Indicator Lights Test Control Value LED, Charging Connector A Locking Test Ctrl Value Connector Locking, Charging Connector A Locking Test, Charging Connector B Ind Lights Test Ctrl Val Connector Locking, Charging Connector B Indicator Lights Test Control Value

LED, Charging Connector B Locking Test Ctrl Value Connector Locking, Charging Connector B Locking Test, Charging Cur DC DC Converter Ctrl Val Set Charging Cur DCDC, Check DPF Ash Load, Check Link With Server, Child Lock Indicator Light Left, Child Lock Indicator Light Right, Child Safety Lock, Childproof Lock Test Control Value, Childproof Lock, Circulation Pump, Clearance For External Update Process Test Control Value, Close Luggage Compartment Cover Control Value, Close Rear Lid Control Value, Close Sliding Roof Signal, Close Sun Blind, Close Sunroof, Close The Rear Lid, Close Windows and Roof Signal, Closed Circuit Relay, Clutch 2 For All Wheel Drive, Clutch Actuator Value, Clutch Valve 2 For Four-Wheel Drive, Clutch Valve For Four-Wheel Drive, CNG Tank Shutoff Valve 1 VW Common Control State, CNG Tank Shutoff Valve 1, CNG Tank Shutoff Valve 2 VW Common Control State, CNG Tank Shutoff Valve 2, CNG Tank Shutoff Valve 3 VW Common Control State, CNG Tank Shutoff Valve 3, CNG Tank Shutoff Valve 4 VW Common Control State, CNG Tank Shutoff Valve 4, CNG Tank Shutoff Valve VW Common Control State 3, Cold Air Flap Control Motor Front, Cold Start Injector VW Common Control State, Combustion Air Blower, Combustion Blower Test Control Value On Off, Combustion-Air Blower, Comfort Closing, Comfort Opening, Comp For Multi Contour St Psgr Sd Actuation Tst Ctrl Value, Comp Multi Contour St Dr Sd Actuation Tst Ctrl Val, Comp Multi Contour St Pass Sd Actuation Tst Ctrl Val, Compass Control Value On Off, Compass Control Value, Compass Display, Complete Test Of ECU Valves And Pump Motor Control Value On OFF, Compression Test, Compressor (driver Side Multi-Contour Seat), Compressor (passenger Side Multi-Contour Seat), Compressor Air Recirculation Valve VW Common Control State, Compressor Circulation Bypass Valve VW Common Control State, Compressor Control Flap, Compressor For Multi Contour St Dr Sd Actuation Test Ctrl Value, Compressor Run-In/Cooling Check, Cont Sensrs Extrior Dor Handl Diag Ctrl Val, Contact Sensors For Exterior Door Handle Diagnosis Ctrl Value, Contour Lighting Of Dashboard Test Control Value, Contour Lighting Of Multimedia System Op Unit Test Ctrl Value, Contour Lightng Multimedia Sys Op Tst Ctrl Val, Control for two-wheel and handbrake VW Com Ctrl St, Control Head Function Lamp (Activation), Control KL 30G Control Value, Control Lamp Button Load Profile, Control lamp For belt warning, Control lamp for brake pad, Control lamp For dual-circuit and handbrake system, Control lamp for fuel reserve, Control lamp for oil level, Control lamp for oil pressure, Control lamp for overheating, Control lamp For parking brake, Control lamp for pre-glow time, Control lamp for wash water shortage, Control Line For Dynamic Flashing Light Test Control Value, Control Module Cooling Fan, Control Motor For Air Dist Rear Left Test Ctrl Value On Off, Control Motor For Air Dist Rear Right Test Ctrl Value On Off, Control Motors For Design Covers Test Control Value, Control Supply Voltage Vip, Control Unit For Fragrancing System Test Control Value, Control Valve Coolant Pump VW Common Control State, Control Valve Rear Axle Control Value On OFF, Control Wheel Pressure Wheel Pressure, Control Wheel Pressure Wheel, Convenience And Dr Assist Op Unit 2 Lvl Ind Lmp Test Ctrl Value, Convenience And Dr Asst Op 2 Lvl Ind Lmp Tst Ctrl Val, Convertible Roof Actuation Motor 2 Test Control Value On Off, Convertible Roof Box Lid Lock Motor Control Value On Off, Convertible Roof Box Lid Lock Motor, Convertible Roof Close Control Value On Off, Convertible Roof Flap Motor Control Value On Off, Convertible Roof Lock Motor Control Value On Off, Convertible Roof Lock Motor, Convertible Roof Motor Test Control Value On Off, Convertible Roof Open Control Value On Off, Convertible Roof Operation Warning Lamp, Convertible Top Compartment Tray Motor Control Value On Off, Convertible Top Compartment Tray Motor, Convr Roof Actuation Hydra Pmp Rel 2 Ctrl Val On Off, Convr Roof Actuation Hydra Pmp Rel 2 VW Com Ctrl St, Convr Roof Actuation Hydra Pmp Rel Ctrl Val On Off, Convr Roof Actuation Hydra Pmp Rel VW Com Ctrl St, Cool Pmp For Lo Temp Circuit Act Tst Inp O-P Ctrl Parameter, Cool Pmp Lo Temp Cir Act Tst Ctrl Val On Off, Cool Pmp Lo Temp Cir Act Tst VW Com Ctrl St, Cool Pump For Lo Temp Circuit Actuator Test Ctrl Value On Off, Cool Pump For Lo Temp Circuit Actuator Test VW Com Ctrl State, Coolant Change Over Valve 3 Test Control Value On Off, Coolant Change Over Valve 5 Test Control Value On Off, Coolant Circuit Switching Valve, Coolant Circulation Pump 2 Test Control Value On Off, Coolant Circulation Pump

2 Test Input Output Control Parameter, Coolant Circulation Pump 2, Coolant Circulation Pump 3 Control Value On Off, Coolant Circulation Pump 3 Input Output Control Parameter, Coolant Circulation Pump 3 VW Common Control State, Coolant Circulation Pump 3, Coolant Circulation Pump 4 Actuator, Coolant Circulation Pump 4 Position, Coolant Circulation Pump Control Value On Off, Coolant Circulation Pump Control Value, Coolant Circulation Pump Input Output Control Parameter, Coolant Circulation Pump, Coolant Fan Control Circuit 1, Coolant Fan Control Module, Coolant Fan, Coolant Pump Control Circuit, Coolant Pump Control HV Batterie Pump Duty, Coolant Pump Switching Valve, Coolant Pump, Coolant Pump, Charge Air Cooler, Coolant Relay High-Output Preheating, Coolant Relay Low-Output Preheating, Coolant Rotary Valve VW Common Control State, Coolant Shut-Off Valve Control Value On Off, Coolant Shut-Off Valve Control Value, Coolant Shut-Off Valve VW Common Control State, Coolant Shut-Off Valve, Coolant Temperature Gauge, Coolant Valve 1 Test Control Value On Off, Coolant Valve 2 Test Control Value On Off, Coolant Valve 3 Test Control Value On Off, Coolant Valve 4 Test Control Value On Off, Coolant Valve 5 Test Control Value On Off, Coolant Valve 6 Test Control Value On Off, Coolant Valve 7 Test Control Value On Off, Coolant Valve Battery VW Common Control State, Coolant Valve For Cylinder Head VW Common Control State, Coolant Valve For Cylinder Head, Coolant Valve For Gearbox VW Common Control State, Coolant Valve For Gearbox, Coolant Valve Radiator VW Common Control State, Coolant Valve Radiator, Coolant Valve Test Control Value On Off, Cooler Fan Control, Cooling Circuit Control Valve, Cooling Fan 1 Control Circuit, Cooling Fan Control Circuit, Cooling Valve 1 Hi Voltage Battery Cooling Valve1 Tar Position, Cooling Valve 1 Hybrid Batterie Cooling Valve1 Target Position, Cooling Valve 2 Hybrid Batterie Cooling Valve2 Target Position, Cooling Valve1 Hybrid Batterie Cooling Valve1 Target Position, Cooling Valve2 Hybrid Batterie Cooling Valve2 Target Position, Cooling Vlv 1 Hi V Bat Cooling Valve1 Tar Pos, Cornering Light: Dimming Duration (Activation), Cornering Light: Dimming Duration (Deactivation), Cornering Light: Maximum Activation, Countersteering Check Control Value Torque Control, Countersteering Check Control Value Torque Control, Crankcase Breather Control Valve, Crankcase Breather Heater 1, Crankcase Ventilation Heater 1 VW Common Control State, Crankcase Ventilation Heater 1, Crankcase Ventilation Heater 2 VW Common Control State, Crankcase Ventilation Heater 3 VW Common Control State, Crankcase Ventilation Valve VW Common Control State, Crankcase Ventilation Valve, Crash Signal, Cruise Control Indicator Lamp Control Value, Cruise Control Indicator Lamp, Cruise Control Switch Illumination Bulb Control Value, Ctrl Mot Air Dist Rr Lt Tst Ctrl Val On Off, Ctrl Mot Air Dist Rr Rt Tst Ctrl Val On Off, Cup Holder Ambient Light, Cup Holder With Heater And Cooling Element Test Control Value, Current Reduced Laser Light Control Control Value, Curve Lighting Warning Light, Cutoff Valve 1 Refrigerant Test Input Output Control Parameter, Cutoff Valve 1 Refrigerant Test VW Common Control State, Cutoff Valve 1 Refrigerant Test, Cutoff Valve 2 Refrigerant Test Input Output Control Parameter, Cutoff Valve 2 Refrigerant Test VW Common Control State, Cutoff Valve 2 Refrigerant Test, Cutoff Warning Control Value Warning Level, Cutoff Warning Cutoff Level, Cylinder Deactivation Actuator 1 VW Common Control State, Cylinder Deactivation Actuator 2 VW Common Control State, Cylinder Deactivation Actuator 3 VW Common Control State, Cylinder Deactivation Actuator 4 VW Common Control State, Cylinder Head Coolant Valve, Damper Front Left (Hard), Damper Front Left (Soft), Damper Front Left Hard Control State, Damper Front Left Hard Control Value Weak Hard, Damper Front Left Weak Control Value Weak Hard, Damper Front Right (Hard), Damper Front Right (Soft), Damper Front Right Hard Control State, Damper Front Right Hard Control Value Weak Hard, Damper Front Right Weak Control Value Weak Hard, Damper Rear Left (Hard), Damper Rear Left (Soft), Damper Rear Left Hard Control State, Damper Rear Left Hard Control Value Weak Hard, Damper Rear Left Weak Control Value Weak Hard, Damper Rear Right (Hard), Damper Rear Right (Soft), Damper Rear Right Hard Control State, Damper Rear Right Hard Control Value Weak Hard, Damper Rear Right Weak Control Value Weak Hard, Damper Valve Current Front Left Control Value Current, Damper Valve Current Front Right Control Value

Current, Damper Valve Current Rear Left Control Value Current, Damper Valve Current Rear Right Control Value Current, Dash Panel Vent Indicator Lamp Test Control Value, Dash Panel Vent Positioning Motor Test Control Value On Off, Daytime Run Light Deactive Tst Ctrl Val Can Sig, Daytime Run Light Deactive Tst Ctrl Val Ind Light, Daytime Running And Side Light Left 2 Test Control Value, Daytime Running And Side Light Left Led Test Control Value, Daytime Running And Side Light Left Test Control Value, Daytime Running And Side Light Right 2 Test Control Value, Daytime Running And Side Light Right Led Test Control Value, Daytime Running And Side Light Right Test Control Value, Daytime Running Light Left 2 Test Control Value, Daytime Running Light Left Test Control Value, Daytime Running Light Right 2 Test Control Value, Daytime Running Light Right Test Control Value, Daytime Running Light Test 2 Control Value, Daytime Running Lights Bulb 2 Left, Daytime Running Lights Bulb 2 Right, Daytime Running Lights Bulb Left, Daytime Running Lights Bulb Right, Daytime Running Lights LED Module Control Circuit Left, Daytime Running Lights LED Module Control Circuit Right, Daytime Running Lights Test Control Value, Daytimerunninglight Test Controlstate Data 2, Defined Segment Control Matrix Headlamp Left Control Value, Defined Segment Control Matrix Headlamp Left, Defined Segment Control Matrix Headlamp Right Control Value, Defined Segment Control Matrix Headlamp Right, Defrost Flap Control Motor, Defroster Button Indicator Light Test Control Value, Defroster Flap Control Motor Control Value On Off, Defroster Flap Control Motor Input Output Control Parameter, Defroster Flap Control Motor Setpoint, Defroster Flap Control Motor Sollwert, Defroster Flap Control Motor, Delayed Closing Indicator Light Test Control Value, Deploy Function Light Operating Button, Designlight Test Controlstate Data 2, Diesel Particle Filter Indicator Lamp, Diesel Particulate Filter Indicator Lamp VW Common Ctrl State, Diesel Particulate Filter Indicator Lamp, Digital Mirror Device Left Supply Test Control Value, Digital Mirror Device Right Supply Test Control Value, Dimming Interior Light Test Control Value, Dimming Left Static Cornering Lighting Control Value, Dimming Left Static Cornering Lighting Dimming Target Value, Dimming Lt Static Cornering Lighting Ctrl Value Dimming Target, Dimming Lt Static Cornng Lightng Ctrl Val Dimming Tar, Dimming Right Static Cornering Lighting Control Value, Dimming Right Static Cornering Lighting Dimming Target Value, Dimming Rt Static Cornering Lighting Ctrl Value Dimming Target, Dimming Rt Static Cornng Lightng Ctrl Val Dimming Tar, Dimming Terminal 58t Control Value On Off, Dimming Terminal 58T, Dipped Beam, Direction Indicator Left, Direction Indicator Right, Disengagement Clutch Actuator Test VW Common Control State, Disengagement Clutch Actuator Test, Display 1, Display For Lane Departure Warning Control Value, Display Road Sign In Dash Panel Insert Control Value, Display Road Sign In Dash Panel Insert, Display Test 1 Control Value Display, Display Test 1 Display, Display Test 2 Control Value Display, Display Test 2 Display, Display Test 3 Control Value Display, Display Test 5 Display, Display Test Ctrl Unit Dash Panel Insert Control Value Display, Display Test Retractable 1 Display State, Display Test Retractable 1 Retractable Display, Display Test Retractable 2 Display State, Display Test Retractable 2 Retractable Display, Display Test Selective Control Value, Display Test, Display Test, Text, Display Unit Adjustment 2 Test Control Value, Display Unit Adjustment Test Control Value, Display: Black Segments, Display: Red Segments, Door Ambient Lighting Front Left Test Control Value, Door Ambient Lighting Front Right Test Control Value, Door Ambient Lighting Rear Left Test Control Value, Door Ambient Lighting Rear Right Test Control Value, Door Condition Signal Test Control Value, Door Contour Lighting Front Left Test Control Value, Door Contour Lighting Front Right Test Control Value, Door Contour Lighting Rear Left Test Control Value, Door Contour Lighting Rear Right Test Control Value, Door Exterior Handle Switch Control Motor Test Control Value, Door Handle Control On, Door Illumination Front Actuation Time, Door Illumination Front Start Parameter, Door Illumination Rear Actuation Time, Door Illumination Rear Start Parameter, door knob electronics door behind right check, door knob electronics driver side check, door knob electronics passenger side check, Door Knob Electronics: Door Behind Left Check, Door Warning Light, Doors Not Closed Signal, Dosing Pump Test Control Value On Off, Dosing/Metering Pump,

Double Bass Speaker 1 Front Left Control Value, Double Bass Speaker 1 Front Right Control Value, Double Bass Speaker 2 Front Right Control Value, Double Subwoofer Speaker 1 Control Value, Double Subwoofer Speaker 2 Control Value, Doubler Bass Speaker 2 Front Left Control Value, Dr Hazard Warn At Danger Coli Wt A Person Tst Ctrl Val, Dr Warn Disp Brk Booster Ctrl Val Advice Text Msg, Dr Warn Disp Brk Booster Ctrl Val Brk Sys Warn Lmp, Dr Warn Disp Brk Booster Ctrl Val OBD Stat Lmp, Dr Warn Disp Brk Booster Ctrl Val Warn Ind Lmp, Dr Warn Disp Brk Booster Ctrl Val Warn Text Msg, Dr Warning Disp Brake Booster Ctrl Value Advice Text Message, Dr Warning Disp Brake Booster Ctrl Value Brake Sys Warning Lamp, Dr Warning Disp Brake Booster Ctrl Value Warning Text Message, Driv.side Window Lifter, Closing, Driv.side Window Lifter, Opening, Drive Programm Indicator Light VW Common Control State, Driver Assistance Systems CAN-Extended Separator, Driver Hazard Warning At Danger Of Collision With A Person Test, Driver Side Multi-Contour Seat: Functional Test, Driver Warning Display Brake Booster Ctrl Value OBD Status Lamp, Driving Mode Switch, Driving School Acoustic Warning Test Control Value Can Signal, Drv Dynamics Reg Hi Pres Switch Valve 1 Ctrl Value On OFF, Drv Dynamics Reg Hi Pres Switch Valve 2 Ctrl Value On OFF, Drv Dynmcs Reg Hi Pres SW Vlv 1 Ctrl Val On Off, Drv Dynmcs Reg Hi Pres SW Vlv 1 VW Local Ctrl St, Drv Dynmcs Reg Hi Pres SW Vlv 2 Ctrl Val On Off, Drv Dynmcs Reg Hi Pres SW Vlv 2 VW Local Ctrl St, Drv School Acs Warn Tst Ctrl Val Ind Light, Drv School Acs Warn Tst Ctrl Val Sup V, Drv School FW Illum Tst Ctrl Val Can Sig, Drv School FW Illum Tst Ctrl Val FW Illum, Drv School FW Illum Tst Ctrl Val Ind Light, Drv School Rem Ctrl Ind Light Tst Ctrl Val Lo Beam Tst, Drv School Rem Ctrl Ind Light Tst Ctrl Val Main Beam Tst, Drv School Rem Ctrl Ind Light Tst Ctrl Val Turn Signals Lt Tst, Ds Belt Buckle Illumination, DTC 01486 ESP Function Test, Dynamic Cornering Light: Adjust to Steering Angle Dependent Pos, Dynamic Cornering Light: Adjusting to Center Position, Dynamic Cornering Light: Adjusting to Inner Position, Dynamic Cornering Light: Adjusting to Outer Position, Dynamic Cornering Light: Position Left, Dynamic Cornering Light: Position Right, Dynamic Headlight Range Control Test Control Value, Dynamic Light Function Test Control Value, Dynamic Test Actuationtime, Dynamic Test Control Value 1actuatorvalue, Dynamic Test Control Value 1ID Actuator, Dynamic Test Control Value 2actuatorvalue, Dynamic Test Control Value 2ID Actuator, Dynamic Test Control Value 2idactuator, Dynamic Test Control Value 3actuatorvalue, Dynamic Test Control Value 3ID Actuator, Dynamic Test Control Value 3idactuator, Dynamic Test Control Value 4actuatorvalue, Dynamic Test Control Value 4ID Actuator, Dynamic Test Control Value 4idactuator, Dynamic Test Control Value Actuationtime, Dynamic Test Control Value Waitingtime, Dynamic Test Watingtime, ECM/PCM Power Relay, ECM-PCM Power Relay VW Common Control State, ECM-PCM Power Relay, Egr Bypass Solenoid Valve, EGR Cooler Bypass Valve 2, EGR Cooler Bypass Valve, Egr Cooler Coolant Pump, EGR Cooler Pump, Egr Cooling Coolant Pump, Egr Cooling Switching Valve 2, Egr Cooling Switching Valve, EGR Low Temperature Cooling Water Pump, EGR Valve 1, EGR Valve Cooler Bypass Valve VW Common Control State, EGR Valve Cooler Bypass Valve, Elec Air Cond Comp Tst VW Com Ctrl St, Elec Air Conditioner Compressor Test Inp Output Ctrl Parameter, Elec Hi Temp Cool Pmp VW Com Ctrl St, Elec Water Pmp EGR Lo Temp Cooling VW Com Ctrl St, Elec Water Pump For EGR Lo Temp Cooling VW Common Ctrl State, Electr. Vacuum Pump (brake), Electric Aux. Fuel Pump Relay, Electric Coolant Pump 2 VW Common Control State, Electric Coolant Pump 2, Electric Coolant Pump VW Common Control State, Electric Coolant Pump, Electric Fuel Pump Control Unit, Electric Fuel Pump Relay, Electric Fuel Pump, Electric Machine Bypass Valve, Electrical Air Conditioner Compressor Test Control Value On Off, Electrical Catalyst Heater Actuator Test VW Common Ctrl State, Electrical Fuel Pump 2 VW Common Control State, Electrical Fuel Pump VW Common Control State, Electrical Fuel Pump, Electrical High Temperature Coolant Pump VW Common Ctrl State, Electrical High Temperature Coolant Pump, Electrical Low Temperature Coolant Pump VW Common Control State, Electrical Thermostat, Electrically Adjustable Steering Column Test Control Value, Electronic Roof Control Without Conditions Position, Electronic Roof Position Control Position, Electronic Stability Program (ESP),

EMC Mode Flap Control Motors Test Control Value On Off, EMC Mode Flap Control Motors Test VW Common Control State, EMC Mode Flap Control Motors Test, EMC Mode Flap Ctrl Motors Test Input Output Control Parameter, Emc Test Mode, Emergency Brake Signal Control State, Emergency Brake Signal Control Value On OFF, Emergency Brake Signal VW Local Control State, Emergency Call Establishment Test Control Value, Emergency Call System: Functional Test, Emergency Call System: Loudspeaker, Emergency Call System: Manual Emergency Call, Emergency Flashers Control Lamp, Emergency Flashers Indicator Lamp, Emission Warning Lamp (MIL), Enabling For External Systems Test Control Value, Energize Power-Latch Control Value Direction Of Movement, Energize Power-Latch Direction, Eng Cool Pmp Charged Air Cooling VW Com Ctrl St, Eng Sound Generation Tst Tone Ctrl Val Chn Selcn, Eng Sound Generation Tst Tone Ctrl Val Frequence Tone Selcn, Eng Sound Generation Tst Tone Ctrl Val Frequence Tone Selection, Eng Sound Generation Tst Tone Ctrl Val Vol Selcn, Engine Compartment Fan 2 Control VW Common Control State, Engine Compartment Fan Control VW Common Control State, Engine Compartment Light, Engine Component Current Supply Relay 2 VW Common Control State, Engine Component Relay, Engine Components Voltage Supply Relay, Engine Cool Pump 2 For Charged Air Cooling VW Common Ctrl State, Engine Cool Pump For Charged Air Cooling VW Common Ctrl State, Engine Coolant Pump For Charged Air Cooling, Engine Coolant Pump Relay, Engine Cutoff Speed VW Common Control State, Engine Mount 1 VW Common Control State, Engine Mount 1, Engine Mount 2 VW Common Control State, Engine Mount 2, Engine Mount VW Common Control State, Engine Mount. Sol. Valve, Left, Engine Mount. Sol. Valve, Right, Engine Mounting Control 1, Engine Mounting Control 2, Engine Mounting Control, Engine Mounting, Engine Oil Cooler Valve VW Common Control State, Engine Oil Pump, Bypass Sol.Valve, Engine Overheating Warning Lamp, Engine Sound Generation Test Tone Ctrl Value Channel Selection, Engine Sound Generation Test Tone Ctrl Value Volume Selection, Engine Temp. Regulation Actuator, Engine Temperature Regulation Actuator VW Common Control State, Engine Temperature Regulation Actuator, Enrgy Consumer Switchoff Ctrl Val Cen Lck Rr Rt, Entry And Start Authorisation Aerials Diagnosis Control Value, Entry Exit Scan At Back Control Cyclic On Off Time, Entry Exit Scan At Back Timeparameter, Entry Exit Scan At Back, Entry Exit Scan At Driver Door Control Cyclic On Off Time, Entry Exit Scan At Driver Door Timeparameter, Entry Exit Scan At Driver Door, Entry Exit Scan At Passenger Door Control Cyclic On Off Time, Entry Exit Scan At Passenger Door Timeparameter, Entry Exit Scan At Passenger Door, Entry Light Rear Test Control Value Side Selection, Entry Light Rear Test Control Value Start Parameter, Entwicklerstellglied 01 IO Control Option OBD Status Lamp, Environment Illumination Test Control Value, EOL Charge Motion Valves VW Common Control State, EOL Exhaust Gas Turbochargers VW Common Control State, EOL Throttle Valves VW Common Control State, Error Check Control Value On Off, Error Lamp, Error Text Output, Erweiterte Stellglieddiagnose ABS Pump Motor (2), Erweiterte Stellglieddiagnose ABS Pump Motor, Erweiterte Stellglieddiagnose Front Left ABS Inlet Valve (2), Erweiterte Stellglieddiagnose Front Left ABS Inlet Valve, Erweiterte Stellglieddiagnose Front Left ABS Outlet Valve (2), Erweiterte Stellglieddiagnose Front Left ABS Outlet Valve, Erweiterte Stellglieddiagnose Front Right ABS Inlet Valve (2), Erweiterte Stellglieddiagnose Front Right ABS Inlet Valve, Erweiterte Stellglieddiagnose Front Right ABS Outlet Valve (2), Erweiterte Stellglieddiagnose Front Right ABS Outlet Valve, Erweiterte Stellglieddiagnose Rear Left ABS Inlet Valve (2), Erweiterte Stellglieddiagnose Rear Left ABS Inlet Valve, Erweiterte Stellglieddiagnose Rear Left ABS Outlet Valve (2), Erweiterte Stellglieddiagnose Rear Left ABS Outlet Valve, Erweiterte Stellglieddiagnose Rear Right ABS Inlet Valve (2), Erweiterte Stellglieddiagnose Rear Right ABS Inlet Valve, Erweiterte Stellglieddiagnose Rear Right ABS Outlet Valve (2), Erweiterte Stellglieddiagnose Rear Right ABS Outlet Valve, Erweiterte Stellglieddiagnose TC ISO 1 Valve (2), Erweiterte Stellglieddiagnose TC ISO 1 Valve, Erweiterte Stellglieddiagnose TC ISO 2 Valve (2), Erweiterte Stellglieddiagnose TC ISO 2 Valve, Erweiterte Stellglieddiagnose TC Supply 1 Valve (2), Erweiterte Stellglieddiagnose TC Supply 1 Valve, Erweiterte Stellglieddiagnose TC Supply 2 Valve

(2), Erweiterte Stellglieddiagnose TC Supply 2 Valve, ESP Road Test, ESP Test, ESP-Data (Brake), ESP-Data (Variants), Evap Actuation, Evap Ems Sys Leak Det Pmp VW Com Ctrl St, Evap Ems Sys Leak Det Vlv VW Com Ctrl St, EVAP Leak Detection Pump Sense Circuit, Evap Purge Valve 2 VW Common Control State, Evap Purge Valve 2, EVAP System Purge Control Valve, Evap.Emission Control Regen.Valve, Evaporative Emission System Leak Det Pump VW Common Ctrl State, Evaporative Emission System Leak Det Valve VW Common Ctrl State, Evaporative Emission System Leak Detection Pump, Evaporative Emission(EVAP)Canister Purge Regulator Valve, Ex Gas Recirculation Cooler Bypass Valve 2 VW Common Ctrl State, Example Input Output Identifier Controlstate, Exhaust Gas Flap VW Common Control State, Exhaust Gas Flap, Exhaust Gas Turbocharger 1 VW Common Control State, Exhaust Gas Turbocharger 1, Exhaust Gas Turbocharger 2 VW Common Control State, Exhaust Gas Turbocharger 2, Exh. Gas Treatment Scr Heating 2, Exh. Gas Treatment Scr Heating 3, Exh. Supercharger Recirc. Valve, Exhaust Camsh.control Sol. Valve, Exhaust Camsh.timing Control(b1), Exhaust Camsh.timing Control(b2), Exhaust Flap Actuator, Exhaust Flap Control Motor, Exhaust Gas Flap 2 VW Common Control State, Exhaust Gas Flap 2, Exhaust Gas Flap 3 VW Common Control State, Exhaust Gas Flap 3, Exhaust Gas Flap, Exhaust Gas Recirculation Cooler Switch-Over Valve, Exhaust Gas Recirculation Cooling Switch-Over Valve, Exhaust Gas Recirculation Valve 1 VW Common Control State, Exhaust Gas Recirculation Valve 1, Exhaust Gas Recirculation Valve 2 VW Common Control State, Exhaust Gas Recirculation Valve 2, Exhaust Gas Recirculation Valve 3 VW Common Control State, Exhaust Gas Recirculation Valve Cooler Bypass Valve, Exhaust Gas Recirculation Valve, Exhaust Gas Treatm. Scr Injector, Exhaust Gas Treatment Scr Heating, Exhaust Gas Turbocharger 1, Exhaust Pressure Control Valve, Exhaust Turbocharger Cntrl. Valve, Exhaust-Gas Recirculat. Actuator, Exhaust-Gas Recirculat.actuator 1, Exhaust-Gas Recirculat.actuator 2, Exhaust-Gas Recirculation Valve, Exhaust-Gas Turbocharger Ecu 1, Extend Mirror, Extender Module Test Control Value, Exterior Ambient Lighting, Exterior Light Entire Test Control Value, Exterior Lighting, Exterior Mirror Automatic Dimming, External Audio Diagnosis Test, Fail Safe Light Test Control Value, FAN 1 2 Test Controlstate Data 2, Fan 1 Control Circuit, FAN 1 Test Controlstate Data 2, FAN 2 Test Controlstate Data 2, FAN 3 Test Controlstate Data 2, FAN 4 Test Controlstate Data 2, Fan After Run Relay VW Common Control State, Fan Control 1 Control Value On Off, Fan Control 1 Input Output Control Parameter, Fan Control 1 VW Common Control State, Fan Control 1, Fan Control 2 Control Value On Off, Fan Control 2 Input Output Control Parameter, Fan Control 2 VW Common Control State, Fan Control 2, Fan Control Relay Level 1 VW Common Control State, Fan Control Relay Level 2 VW Common Control State, Fan Control Relay Test Control Value On Off, Fan Control, Fill Pressure Lines, Fläche Mittelkonsole Hinten Links Control Value, Fläche Mittelkonsole Hinten Rechts Control Value, Fläche Mittelkonsole Vorne Links Control Value, Fläche Mittelkonsole Vorne Rechts Control Value, Flame Monitor/glow Element Unit, Flap Def FL Intervallbetrieb, Flap Def FL Klappenposition, Flap Dif Mid FL Intervallbetrieb, Flap Dif Mid FL Klappenposition, Flap Dif Mid FR Intervallbetrieb, Flap Dif Mid FR Klappenposition, Flap Distrib BL Intervallbetrieb, Flap Distrib BL Klappenposition, Flap Distrib BR Intervallbetrieb, Flap Distrib BR Klappenposition, Flap Floor FL Intervallbetrieb, Flap Floor FL Klappenposition, Flap Floor FR Intervallbetrieb, Flap Floor FR Klappenposition, Flap Head Up Display Test Control Value, Flap Lim BL Intervallbetrieb, Flap Lim BL Klappenposition, Flap Lim BR Intervallbetrieb, Flap Lim BR Klappenposition, Flap Mid BL Intervallbetrieb, Flap Mid BL Klappenposition, Flap Mid BR Intervallbetrieb, Flap Mid BR Klappenposition, Flap Mid FL Intervallbetrieb, Flap Mid FL Klappenposition, Flap Mid FR Intervallbetrieb, Flap Mid FR Klappenposition, Flap Pers Mid BLH Intervallbetrieb, Flap Pers Mid BLH Klappenposition, Flap Pers Mid BLV Intervallbetrieb, Flap Pers Mid BLV Klappenposition, Flap Pers Mid BRH Intervallbetrieb, Flap Pers Mid BRH Klappenposition, Flap Pers Mid BRV Intervallbetrieb, Flap Pers Mid BRV Klappenposition, Flap Pers Mid FLH Intervallbetrieb, Flap Pers Mid FLH Klappenposition, Flap Pers Mid FLV Intervallbetrieb, Flap Pers Mid FLV Klappenposition, Flap Pers Mid FRH

Intervallbetrieb, Flap Pers Mid FRH Klappenposition, Flap Pers Mid FRV Intervallbetrieb, Flap Pers Mid FRV Klappenposition, Flap Pers Side FLH Intervallbetrieb, Flap Pers Side FLH Klappenposition, Flap Pers Side FLV Intervallbetrieb, Flap Pers Side FLV Klappenposition, Flap Pers Side FRH Intervallbetrieb, Flap Pers Side FRH Klappenposition, Flap Pers Side FRV Intervallbetrieb, Flap Pers Side FRV Klappenposition, Flap Ram Air FL Intervallbetrieb, Flap Ram Air FL Klappenposition, Flap Recirc B Intervallbetrieb, Flap Recirc B Klappenposition, Flap Recirc F Intervallbetrieb, Flap Recirc F Klappenposition, Flap Side FL Intervallbetrieb, Flap Side FL Klappenposition, Flap Side FR Intervallbetrieb, Flap Side FR Klappenposition, Flap Temp BL Intervallbetrieb, Flap Temp BL Klappenposition, Flap Temp BR Intervallbetrieb, Flap Temp BR Klappenposition, Flap Temp FL Intervallbetrieb, Flap Temp FL Klappenposition, Flap Temp Floor FL Intervallbetrieb, Flap Temp Floor FL Klappenposition, Flap Temp Floor FR Intervallbetrieb, Flap Temp Floor FR Klappenposition, Flap Temp FR Intervallbetrieb, Flap Temp FR Klappenposition, Flap Temp Mid B Intervallbetrieb, Flap Temp Mid B Klappenposition, Flashing Lights Front Test Control Value, Flashing Lights Rear Test Control Value, Fog Light Left Test Control Value, Fog Light Rear Test Control Value, Fog Light Right Test Control Value, Fog Light Test Control Value Side Selection, Fog Light Test Control Value Start Parameter, Fog Light, Left, Fog Light, Right, Fog Lights Rear Left, Fog Lights Rear Right, Fog Lights Rear, Fog Lights, Fog-Lamps Bulb Left, Fog-Lamps Bulb Right, Footrest Adjustment Test Control Value, Footwell Flap Control Motor Left, Footwell Flap Control Motor Right, Footwell Flap Positioning Motor Actuation Control Value On Off, Footwell Illumination Front Test Control Value, Footwell Illumination Multicolor Control Value, Footwell Illumination Rear Test Control Value, Footwell Light Test Control Value, Footwell Lighting Rear Left, Footwell Lighting Rear Right, Footwell Lights Front, Footwell Lights Rear, Footwell Lights, Footwell Vent Positioning Motor Rear, Force FB Accelerator Pedal Low Version VW Common Ctrl State, Force Feedback Accelerator Pedal 3, Force Feedback Accelerator Pedal Control Value Function, Force Feedback Accelerator Pedal Control Value Position, Force Feedback Accelerator Pedal VW Common Control State 3, Force Feedback AP Low Version, Fr Wash Pmp Ctrl Heat Wip Arms Tst Ctrl Val, Fresh Air - Air Recirculation - Air Flow Flap Ctrl Mot Sollwert, Fresh Air Blower Activation, Fresh Air Blower Front, Fresh Air Blower Rear Tension, Fresh Air Blower, Fresh Air Flap Positioning Motor Control Value On Off, Fresh/circulating Air Flap, Front Acoustic Signal Frequency, Front Acoustic Signal Volume, Front Air Distr. Flap Ctrl. Motor, Front Axle Torque Request, Front Centre Console Ambient Light 1, Front DS Door Trim Ambient Light., Front Fog Lights, Front Footwell Lighting, Front Fresh Air Blower, Front Left ABS Inlet Valve Control Value On OFF, Front Left ABS Inlet Valve Front Left ABS Inlet Valve, Front Left ABS Inlet Valve VW Local Control State, Front Left ABS Outlet Valve Control Value On OFF, Front Left ABS Outlet Valve VW Local Control State, Front Left Abs Solenoid Valve, Front Left Loudspeaker Control Value, Front Left Turn Signal Indicator Lamp 2, Rear Left Indicator La, Front Lid Release Motor Control Value, Front Parking Aid Loudspeaker Control Value, Front Parking Aid Loudspeaker VW Common Control State, Front Parking Aid Loudspeaker, Front Parking Aid Warning Buzzer, Front PS Door Trim Ambient Light., Front Right ABS Inlet Valve Control Value On OFF, Front Right ABS Inlet Valve Front Right ABS Inlet Valve, Front Right ABS Inlet Valve VW Local Control State, Front Right ABS Outlet Valve Control Value On OFF, Front Right ABS Outlet Valve VW Local Control State, Front Right Abs Solenoid Valve, Front Right Loudspeaker Control Value, Front Right Turn Signal Indicator Lamp 2, Rear Right Indicator, Front Sunroof: Close/Lower, Front Sunroof: Open/Raise, Front Washer Pump Control Unit Front Washing Test Control Value, Front Washer Pump Ctrl Unit Heat Wiper Arms Test Control Value, Front Washing Test Control Value, Front Wiper Service Mode/Position, Front Wiper Tear Wiping, Front-Passenger Airbag Indicator Lamp (off), Frs Air - Air Recirculation - Air Flow Flap Ctrl Mot Inp O-P Co, Frs Air - Air Recirculation - Air Flow Flap Ctrl Mot Setpoint, Frs./air Rec/air Flw.fl.ctrl.mot., Fuel Cooling Relay, Fuel Evap. Shutoff Valve, Fuel Evaporation Shutoff Valve, Fuel Evaporation/Regeneration Valve, Fuel Heating Element Actuation Test Control Value On Off, Fuel Injector 1, Fuel Injector 2, Fuel Injector 3, Fuel

Injector 4, Fuel Level Display, Fuel Metering Pump, Fuel Metering Unit VW Common Control State, Fuel Metering Valve, Fuel Pre-Heating Heater, Fuel Pressure Control Valve, Fuel Pressure Reduction, Fuel Pressure Regulation, Fuel Pressure Regulator 2 VW Common Control State, Fuel Pressure Regulator 2, Fuel Pressure Regulator Diesel VW Common Control State, Fuel Pressure Regulator Diesel, Fuel Pressure Regulator Valve, Fuel Pressure Regulator VW Common Control State, Fuel Pressure Regulator, Fuel Pump Electronics Signal Line, Fuel Pump Relay Control Circuit, Fuel Pump Relay Control Test Control Value On Off, Fuel Pump Relay VW Common Control State, Fuel Pump Relay, Fuel Pump, Fuel Quantity Control Valve, Fuel Quantity Solenoid Valve, Fuel Tank Breather Valve: Actuation, Fuel Tank Cap: Lock, Fuel Tank Cap: Unlock, Fuel Tank Flap Lock Control Value, Fuel Tank Flap Unlock Control Value, Fuel Tank Isolation Valve VW Common Control State, Fuel Tank Isolation Valve, Fuel Tank Vent Valve VW Common Control State, Fuel Tank Vent Valve, Fun Lmp Autohold Btn Fun Lmp Autohold Btn, Fun Lmp Park Brk Btn Fun Lmp Park Brk Btn, Function Lamp For Autohold Button Fun Lamp For Autohold Button, Function Lamp For Autohold Button, Function Lamp Parking Brake Button, Function Lamps (Deactivation), Function Lmp For Autohold Btn IO Ctrl Opt Fun Lmp For Autohold, Function Lmp Parking Brake Button Fun Lmp Parking Brake Button, Function Lmp PK Brk Button IO Ctrl Opt Fun Lmp PK Brk Button, Function Test (w/o Reverse Gear), Function Test All Valves Control Value On Off, Function Test All Valves Input Output Control Parameter, Function Test Ebkv Stage, Functional Illuminat One Test Control Value, Functional Illuminat Two Test Control Value, Further Function Lights, FV Safe State Simulation Control Value, Gear Oil Coolant Pump VW Common Control State, Gear Oil Coolant Pump, Gear Oil Cooling Valve Close Control Value, Gear Oil Cooling Valve Open Control Value, Gear Oil Cooling Valve Open VW Common Control State, Gear Selection Value 1, Gear Selection Value 2, Gear Selection Value 3, Gearbob Hydraulic Pump, Gearbox Coolant Valve, General Inp O-P Tst Ctrl Val Veh Veloc Sig Tst, General Input Output Test Control Value Output 01, General Input Output Test Control Value Output 02, General Input Output Test Control Value Output 03, General Input Output Test Control Value Output 04, General Input Output Test Control Value Output 05, General Input Output Test Control Value Output 06, General Input Output Test Control Value Output 07, General Input Output Test Control Value Output 08, General Input Output Test Control Value Output 09, General Input Output Test Control Value Output 10, General Input Output Test Control Value Output 11, General Input Output Test Control Value Output 12, General Input Output Test Control Value Output 13, General Input Output Test Control Value Output 14, General Input Output Test Control Value Output 15, General Input Output Test Control Value Output 16, General Input Output Test Control Value Output 17, General Input Output Test Control Value Output 18, General Input Output Test Control Value Output 19, General Input Output Test Control Value Output 20, General Input Output Test Control Value Output 21, General Input Output Test Control Value Output 22, General Input Output Test Control Value Output 23, General Input Output Test Control Value Pullup Resistor, Generator: Speci?ed Generator Voltage 10.6 V, Generator: Speci?ed Generator Voltage 15.0 V, Glove Comp Lck Mot Tst Ctrl Val Mot Ctrl, Glove Compartment Locking Motor Test Control Value On Off, Glovebox Unlocking Motor, Glow Control Unit 1, Glow Control Unit 2, Glow Plug Control Module 1 VW Common Control State, Glow Plug Control Module 1, Glow Plug Control Module 2 VW Common Control State, Glow Plug Control Module, Glow Plug Indicator Light, Glow Plug Pre-Heat Indicator, Glow Plug Relay, Glow-Plug with Flame Monitoring, GNSS Receiver Restart Control Value, Gong, Gradual Rear Lid Closing, Gradual Rear Lid Opening, Green Function Lamp Control State, Green Indicator Lamp Control Value On Off, Green Indicator Lamp For Lane Departure Warning Control Value, Green Indicator Lamp For Lane Departure Warning, Green operating lamp, Haldex Trans Act Ctrl Val Haldex Trans Act, Hat Shelf Speaker, Hazard Warn Light SW Functional Illum Tst Ctrl Val, Hazard Warnng. System Indic. Lamp, Hazard Warning Light Switch Functional Illum Test Ctrl Value, Hazard Warning System Indicator Light Test Control Value, HDC Indicator Lamp, Head Restraint Adjustm. To Front, Head Restraint Upward Adjustment, Headlamp Cleaning System Relay, Headlamp Fan 1

Test Control Value, Headlamp Fan 2 Test Control Value, Headlamp Fans Test Control Value, Headlamp Left High Beam Segment Control Test Control Value, Headlamp Left Low Beam Segment Control Test Control Value, Headlamp Pos. Left Vert. Bottom, Headlamp Pos. Left Vert. Center, Headlamp Pos. Left Vert. Top, Headlamp Pos. Right Vert. Bottom, Headlamp Pos. Right Vert. Center, Headlamp Pos. Right Vert. Top, Headlamp Right High Beam Segment Control Test Control Value, Headlamp Right Low Beam Segment Control Test Control Value, Headlight Left Power Supply Test Control Value, Headlight Range Control: Adjusting to Delivery Position, Headlight Range Control: Adjusting to Lowered Position, Headlight Range Control: Adjusting to Raised Position, Headlight Range Control: Adjusting to Specified Position, Headlight Right Power Supply Test Control Value, Headlight Washer Pump, Headlight Washer System, Headlight Washer Test Control Value, Headrest Adjustment Test Control Value, Headrest Height Adjustment Test Control Value, Headrest Longitudinal Adjustment Test Control Value, Heat Regulation Valve Left, Heat Regulation Valve Right, Heated Front Window Indicator Light Test Control Value, Heated Front Window Test Control Value, Heated Rear Window Activation, Heated Rear Window Indicator Light Test Control Value, Heated Rear Window Test Control Value, Heated Rear Window, Heated Seat Front Left, Heated Seat Front Right, Heated Seat Level 2 to 1 Reduction Time, Heated Seat Level 3 to 2 Reduction Time, Heated Seat Thumb Wheel Temp Setting 2, Heated Seat Thumb Wheel Temp Setting 3, Heated Steering Wheel Activation Control Value, Heated Steering Wheel, Heated Steering Wheel, Activation Control Value LRH, Heated Steering Wheel, Activation, Heated Windscreen Relay Test Control Value, Heated Windshield, Heated Wiper Rack Test Control Value, Heated Wiper Rack Test Input Output Control Parameter, Heater Engine Coolant Blocking Valve, Heater Glow Plug Test Control Value On Off, Heating Element Door Test Control Value Heating Element 1 Door, Heating Element Door Test Control Value Heating Element 2 Door, Heating Support Pump VW Common Control State, Heating Support Pump, Heating Test Control Value, High Beam Test Control Value, High Beam, High Pressure Valve Rear Axle Control Value On OFF, High Voltage Heater Test Control Value On Off, High Voltage Heater Test Input Output Control Parameter, High Voltage Heater Test, High-Beam Headlight, Left, High-Beam Headlight, Right, Highbeam Test Controlstate Data 2, High-Beams Bulb Left, High-Beams Bulb Right, High-Output Coolant Preheat Relay, High-Pressure Inj. Valve (cyl. 1), High-Pressure Inj. Valve (cyl. 2), High-Pressure Inj. Valve (cyl. 3), High-Pressure Inj. Valve (cyl. 4), High-Pressure Inj. Valve (cyl. 5), High-Pressure Inj. Valve (cyl. 6), Highside Channel 1 Test Control Value, Highside Channel 2 Test Control Value, Highside Channel 3 Test Control Value, Highside Channel 4 Test Control Value, Highside Channel Test Control Value, Hill Descent Assist Indicator Light Test Control Value, Hill Hold Control (HHC), Hill Hold Control Button Led, Hill Hold Control Indicator Lamp, Horn Relay, Horn, Htd Str Wheel, Act Inp O-P Ctrl Parameter, Hv Batt. Charge Warning Lamp, Hv Batt.: Sv 1 Coolg.sys.opening, Hv Batt.: Sv 2 Coolg.sys.opening, Hv Batt.:sv 1 Cooling Sys.closing, Hv Batt.:sv 2 Cooling Sys.closing, Hv Batt.immediate Charging Button, HV Battery Charge/discharge Current, Hv Battery Coolant Pump, Hv Battery: Fan Actuation, Hv Battery: Vent Flap 1, Hv Battery: Vent Flap 2, Hv Charging Cable Indicator Lamp, Hv System: Auxiliary Coolant Pump, HVAC Test, Hyb EV Bat Pack Cool Ctrl Vlv A Tst Ctrl Val On Off, Hyb EV Bat Pack Cool Ctrl Vlv B Tst Ctrl Val On Off, Hyb EV Bat Pack Cool Ctrl Vlv B Tst Inp O-P Control Parameter, Hyb EV Bat Pack Cool Ctrl Vlv C Tst Ctrl Val On Off, Hyb EV Battery Pack Cool Ctrl Valve A Test Control Value On Off, Hyb EV Battery Pack Cool Ctrl Valve B Test Control Value On Off, Hyb EV Battery Pack Cool Ctrl Valve C Test Control Value On Off, Hydraulic Pump Hydraulic Pump, Idle Speed Adjustment Adjustment Value Idle Speed, Idle Speed Adjustment Nmot Sb Q10 8 Bits Calibration Data, Idle Speed Adjustment VW Common Control State, Ign Ky Withdrawal Lock, Act VW Com Ctrl St, Ignition Key Removal Lock, Illum Op And Disp Tst Ctrl Val On Off, Illum Op And Disp Tst VW Com Ctrl St, Illum Telephone Op Functional Illum Op, Illumination Control Value, Illumination Operating And Disp Unit Test VW Common Ctrl State, Illumination Operating And Display Unit Test Ctrl Value On Off, Illumination Periodic Signal Control Value, Illumination Telephone Operating Unit Control

Value, Illumination Telephone Operating Unit, Illumination, Inclination Sensor Indicator Light, In-Cylinder Flow Flap, Ind Lamp For Start Stop Operation Or Elec Dr Test Ctrl Value, Ind Lamp In Electronic Parking Brake Button Ctrl Value On Off, Ind Lmp Electromechanical Park Brk Ind Lmp Electromechanical P, Ind Lmp Electromechanical Park Brk VW Com Ctrl St, Ind Lmp In Elec Park Brk Btn Ctrl Val On Off, Ind Lmp Malf Electromechani Park Brk Ind Lmp Malf Electromecha, Ind Lmp Malf Electromechanical Park Brk VW Com Ctrl St, Ind Lmp Rr Tilting Sunroof Tst Ctrl Val On Off, Ind Lmp Strt St Op Or Elec Dr Tst Ctrl Val, Indicator Lamp Auto Hold Control Value, Indicator Lamp Auto Hold Indicator Lamp Auto Hold, Indicator Lamp Auto Hold, Indicator Lamp For Hold Assist Control Value On OFF, Indicator Lamp Park Brake Button Control State, Indicator Light For Automated Driving Test Control Value, Indicator Light For Auxiliary Water Heating Test Control Value, Indicator Light For Engine Sound Generation Test Control Value, Indicator Light For Glow Control VW Common Control State, Indicator Light For Glow Control, Indicator Light For Steering Wheel Heater Test Control Value, Indicator Lmp For Electromechanical PK Brk Ind Lmp For Electrom, Indicator Lmp Malf Electromechanical PK Brk Ind Lmp Malf Electr, Indirect Ventilation Flap Control Motor, Indirect Ventilation Flap Motor Setpoint, Individ. Matrix Headlamp Segment, Individual Segment Control Matrix Headlamp Control Value, Individual Segment Control Matrix Headlamp, Injection Valve 1, Injection Valve 2, Injection Valve 3, Injection Valve 4, Injection Valve 5, Injection Valve 6, Injection Valve Cylinder 1, Injection Valve Cylinder 2, Injection Valve Cylinder 3, Injection Valve Cylinder 4, Injection Valve Cylinder 5, Injection Valve Cylinder 6, Injector Valve 1 VW Common Control State, Injector Valve 1, Injector Valve 10 VW Common Control State, Injector Valve 10B Actuator, Injector Valve 10B Position, Injector Valve 11 VW Common Control State, Injector Valve 11B Actuator, Injector Valve 11B Position, Injector Valve 12 VW Common Control State, Injector Valve 12B Actuator, Injector Valve 12B Position, Injector Valve 13 Actuator, Injector Valve 13 Position, Injector Valve 13B Actuator, Injector Valve 13B Position, Injector Valve 14 Actuator, Injector Valve 14 Position, Injector Valve 14B Actuator, Injector Valve 14B Position, Injector Valve 15 Actuator, Injector Valve 15 Position, Injector Valve 15B Actuator, Injector Valve 15B Position, Injector Valve 16 Actuator, Injector Valve 16 Position, Injector Valve 16B Actuator, Injector Valve 16B Position, Injector Valve 1B Actuator, Injector Valve 1B Position, Injector Valve 2 VW Common Control State, Injector Valve 2, Injector Valve 2B Actuator, Injector Valve 2B Position, Injector Valve 3 VW Common Control State, Injector Valve 3, Injector Valve 3B Actuator, Injector Valve 3B Position, Injector Valve 4 VW Common Control State, Injector Valve 4, Injector Valve 4B Actuator, Injector Valve 4B Position, Injector Valve 5 VW Common Control State, Injector Valve 5, Injector Valve 5B Actuator, Injector Valve 5B Position, Injector Valve 6 VW Common Control State, Injector Valve 6, Injector Valve 6B Actuator, Injector Valve 6B Position, Injector Valve 7 VW Common Control State, Injector Valve 7, Injector Valve 7B Actuator, Injector Valve 7B Position, Injector Valve 8 VW Common Control State, Injector Valve 8, Injector Valve 8B Actuator, Injector Valve 8B Position, Injector Valve 9 VW Common Control State, Injector Valve 9B Actuator, Injector Valve 9B Position, Injector Valve MPI 1 VW Common Control State, Injector Valve MPI 1, Injector Valve MPI 10 VW Common Control State, Injector Valve MPI 2 VW Common Control State, Injector Valve MPI 2, Injector Valve MPI 3 VW Common Control State, Injector Valve MPI 3, Injector Valve MPI 4 VW Common Control State, Injector Valve MPI 4, Injector Valve MPI 5 VW Common Control State, Injector Valve MPI 5, Injector Valve MPI 6 VW Common Control State, Injector Valve MPI 6, Injector Valve MPI 7 VW Common Control State, Injector Valve MPI 8 VW Common Control State, Injector Valve MPI 9 VW Common Control State, Inlet Camsh. Timing Control (b1), Inlet Camsh. Timing Control (b2), Inlet Camsh.control Solen. Valve, Inlet Valves Front Left ABS Inlet Valve, Inlet Valves Front Right ABS Inlet Valve, Inlet Valves IO Control Option Front Left ABS Inlet Valve, Inlet Valves IO Control Option Front Right ABS Inlet Valve, Inlet Valves IO Control Option Rear Left ABS Inlet Valve, Inlet Valves IO Control Option Rear Right ABS Inlet Valve, Inlet Valves Rear Left ABS Inlet Valve, Inlet Valves Rear Right ABS Inlet Valve, Inline Fuel Pump Relais VW Common Control State, Inline Fuel Pump Relays, Instrument Cluster Function

Lamp (Activation), Instrument Cluster Lamp Test, Instrument Cluster Red Malfunction Lamp (Activation), Instrument Cluster Yellow Malfunction Lamp (Activation), Instrument Cluster: Contour Lighting, Instrument Lighting Test Control Value Klemme 58xs, Instrument Lighting Test Control Value Klemme 58xt, Instrument Lighting Test Control Value Start Parameter, Int Aerial 1 Entry And Strt Sys Diag Ctrl Val, Int Aerial 2 Entry And Strt Sys Diag Ctrl Val, Intake Air Control Valve, Intake Air Switch Solenoid Valve, Intake Man./in-Cyl. Flow Flap 2, Intake Manifold Flap, Intake Manifold Runner Flap VW Common Control State, Intake Manifold Runner, Intake-Man./in-Cylinder Flow Flap, Interior Aerial 1 For Entry And Start System Diag Ctrl Value, Interior Aerial 2 For Entry And Start System Diag Ctrl Value, Interior Ambient Lighting, Interior And Function Lighting, Interior Door Handle Illumination, Interior Illumination, Interior Light Deactivation Test Control Value Can Signal, Interior Light Deactivation Test Control Value Indication Light, Interior Light Dimming Test Control Value, Interior Lighting (Terminal 30), Interior Lighting, Interior Lights Dimming (Terminal 58d), Interior Lights Dimming, Interior Monitoring Indicator Light Test Control Value, Interior Monitoring Indicator Light, Interior Monitoring System Indicator Lamp, Interior Monitoring Vehicle Type, Interior Rear Light, Interior Temp Sensor Fan, Internal Blower Control Control Value Fan Level, Internal Blower Control Fan Level, Internal Blower Control, locontrol Particle Filter Regen Pump VW Common Ctrl State, Ionisator Front Ionisator Aus-An, Ionisator Rear Ionisator Aus-An, Ioniser Test Control Value, Ionizer Test Control Value, Keyless Antennas: Access/start Authorization, Lamp For Signature Light Left Power Supply Test Control Value, Lamp For Signature Light Right Power Supply Test Control Value, Lamp Test, Lamps For Vent Illumination Test Control Value, Lane Change Assist Warning Lamp In Driver Side Exterior Mirror, Lane Change Assist Warning Lamp In Front Pass Side Ext Mirror, Lane Change Assist Warning Lamp Instrument Cluster, Lane Change Assist Warning Lamp, Lane Chng Asst Warn Lmp In Lt Extrior Mir Ctrl Val On Off, Lane Chng Asst Warn Lmp In Lt Extrior Mir Ctrl Val, Lane Chng Asst Warn Lmp In Rt Extrior Mir Ctrl Val, Lane Chng Asst Warn Lmp Inst Clus Ctrl Val, Lane Departure Warning Indicator, Lck Elec Act Ctrl Val Haldex Trans Act, Idle speed, Le. Dayt.driv./side Light Led Power Mod., Le. Lgt.distr.: Country Road Lgt., Le. Light Distr.: Light/dark Lim., Leak Detection Pump, LED Channel 1 Test Control Value, LED Channel 2 Test Control Value, LED Channel 3 Test Control Value, LED Channel 4 Test Control Value, LED Door Opening Alert Test Control Value, Led Headlamp Power Module Left Power Supply Test Control Value, Led Headlamp Power Module Right Power Supply Test Control Value, Led Wiper Switch, LED-Ring Of Adaptive Cruise Control, Left Cornering Light: Dimming, Left Daytime Driving Light Bulb 2, Left Daytime Driving Light, Left Daytime Driving/side Light, Left Footwell Flap Positioning Motor Control Value On Off, Left Head Area Heating, Left Indirect Ventilation Flap Motor Control Value On Off, Left Light Distr.: Motorway Light, Left Light Distr.: Urban Light, Left Main Beam Screen, Left Rear Light, Left Rear Upper Body Vent Motor Control Value On Off, Left Side 2nd Row Actuator Test Precrash Pretensioner, Left Side Actuator Test Precrash Pretensioner, Left Side Light/dayt. Driv. Light Bulb 2, Left Side Light: 1, Left Side Light: 2, Left Side Vent Motor Control Value On Off, Left Static Cornering Light, Left Temperature Flap Control Motor Control Value On Off, Left Temperature Flap Control Motor Setpoint, Left Temperature Flap Control Motor Sollwert, Left Temperature Flap Ctrl Motor Input Output Control Parameter, Left Valve For Engine Bearing, Left Window Defroster Flap Positioning Motor Ctrl Value On Off, Lens Heater Control Value, Lft Light Distr.: Aut. Main Beam, License Plate Light, License-Plate Lights, Lift Sunroof, Light Control Module Left Power Supply Test Control Value, Light Control Module Right Power Supply Test Control Value, Light Dist Left Headlamp Ctrl Value Light Distribution Target, Light Dist Lt Headlamp Ctrl Val Light Dist Tar, Light Dist Lt Headlamp Light Dist Tar Val, Light Dist Right Headlamp Ctrl Value Light Distribution Target, Light Dist Rt Headlamp Ctrl Val Light Dist Tar, Light Dist Rt Headlamp Light Dist Tar Val, Light Dist Rt LED Headlamp Ctrl Val Light Dist Tar, Light Distribution Headlamp Control Value, Light Distribution Left Headlamp Control Value, Light Distribution Left Led Headlamp Control Value, Light Distribution Right Headlamp Control Value, Light Distribution Right Led Headlamp Control Value, Lighting/Illumination, LIN

Heck-PTC Kanal A Control State, LIN Heck-PTC Kanal B Control State, Line diagnostics Control Value, LKL1 Actuator Diagnosis Control Value LED, LKL2 Actuator Diagnosis Control Value LED, Load Management, Loading Space Light Test Control Value, Logic Channel 1 Test Control Value, Logic Channel 2 Test Control Value, Loudspeaker Test Acoustic Loudspeaker Test Channel Selection, Loudspeaker Test Acoustic Test Frequency, Loudspeaker Test Acs Ctrl Val Loudspeaker Test Chn Selection, Loudspeaker Test, Low Beam Entire Control Value, Low Beam Lamp Left, Low Beam Lamp Right, Low Beam Reflector Motor Left, Low Beam Reflector Motor Right, Low Beam Shutter Left Test Control Value, Low Beam Shutter Right Test Control Value, Low Beam Shutter Test Control Value, Low Beams (Left/Right), Low Pressure EGR Exhaust Flap Actuator VW Common Control State, Low Pressure EGR Exhaust Flap Actuator, Lowbeam Test Controlstate Data 2, Lower Beam Left Test Control Value, Lower Beam Right Test Control Value, Lower Beam Test Control Value Side Selection, Lower Beam Test Control Value Start Parameter, Lower Beam Test Control Value, Lower Vehicle Front Left Control Value Onoff, Lower Vehicle Front Right Control Value Onoff, Lower Vehicle Rear Left Control Value, Lower Vehicle Rear Right Control Value Onoff, Low-Output Coolant Preheat Relay, Lt B-Pillar And Footwell Shut Off Flap Motor Ctrl Value On Off, Lt B-Pillar And FW Shut Off Flap Mot Ctrl Val On Off, Lt Footwell Temperature Flap Positioning Mot Ctrl Value On Off, Lt FW Temp Flap Positioning Mot Ctrl Val On Off, Lt Win Defroster Flap Positioning Mot Ctrl Val On Off, Lug Comp Aerial Entry And Strt Sys Diag Ctrl Val, Lug Comp Emerg Rel Ind Lmp Tst Ctrl Val, Lug Compartment Aerial For Entry And Strt Sys Diag Ctrl Value, Luggage Compartment Illumination Front Test Control Value, Luggage Compartment Light Test Control Value, Lumbar Support Height Adjustment Test Control Value, Lumbar Support Height Adjustment Test Direction Of Movement, Lumbar Support Height Adjustment, Lumbar Support Lngitdnl Adj Tst Dir Movement, Lumbar Support Longit. Adjustment, Lumbar Support Longitudinal Adjustment Test Control Value, LWR Position Test Controlstate Data 2, Mag Clutch For Supercharger Air Gap Test VW Common Ctrl State, Magnetic Clutch For Air Condition Control Value, Magnetic Clutch For Air Condition Input Output Ctrl Parameter, Magnetic Clutch For Air Condition Setpoint, Magnetic Clutch For Air Condition VW Common Control State, Magnetic Clutch For Air Condition, Magnetic Clutch For Supercharger VW Common Control State, Magnetic Clutch For Supercharger, Main Beam Activation Control Value On Off, Main Beam Activation Control Value, Main Beam Assist. Indicator Lamp, Main Beam Left Test Control Value, Main Beam Right Test Control Value, Main Beam Test Control Value Side Selection, Main Beam Test Control Value Start Parameter, Main Beam, Main Relay, Malfunction Indication Light, Malfunction Indicator Lamp VW Common Control State, Malfunction Indicator Lamp, Manoeuvre Light Request Control Value 1, Map Controlled Eng Cooling Sys Therm VW Com Ctrl St, Map Controlled Eng Cooling Sys Thermostat VW Common Ctrl State, Mass Control Valve Relay VW Common Control State, Mass Control Valve Relay, Matrix Headlamp Reference Segment, Matrixbeam Test Control Value, Maximum Cooling Output, Maximum Heat Output, Maximum Heater Output, Maximum Refrigerating Output, Mechanical System Display Unit 1, Microph. Signal Via Audio Output, Microphone Test, Midrange Speaker Front Left Control Value, Midrange Speaker Front Left, Midrange Speaker Front Right Control Value, Midrange Speaker Front Right, Midrange Speaker Front, Midrange Speaker Rear Left Control Value, Midrange Speaker Rear Left, Midrange Speaker Rear Right Control Value, Midrange Speaker Rear Right, Midrange/Woofer Loudspeaker Rear Left, Midrange/Woofer Loudspeaker Rear Right, Midrange/Woofer Loudspeaker Rear, Mirror Adjusting Motor, Mirror Adjustment Move Down Actuation Time, Mirror Adjustment Move Down Start Parameter, Mirror Adjustment Move Left Actuation Time, Mirror Adjustment Move Left Start Parameter, Mirror Adjustment Move Right Actuation Time, Mirror Adjustment Move Right Start Parameter, Mirror Adjustment Move Up Actuation Time, Mirror Adjustment Move Up Start Parameter, Mirror Adjustment Test Control Value, Mirror Dimming Control Value On Off, Mirror Dimming Control Value, Mirror Folding (In) Motors, Mirror Folding (Out) Motors, Mirror Folding Control Actuation Time, Mirror Folding Control Control Value, Mirror Folding Control Start

Parameter, Mirror Folding Motor, Mirror Function Test, Mirror Heater, Mirror Heating Control Actuation Time, Mirror Heating Control Control Value, Mirror Heating Control Start Parameter, Mirror Heating, MMI Display Request, Temperature Driver, Mmi Display Temp. Setting Actuat., Motor Control Control Value Select Motor, Motor Flap For Frame Linkage, Motor To Open Rear Lid Window Control Value On Off, Motor To Open Rear Lid Window, Move Headlamp Horizontally Test Control Value, Move Headlamp Vertically Test Control Value, Move Left Headlamp Horizontally Control Value, Move Left Headlamp Horizontally Horizontal Target Positon, Move Left Headlamp Horizontally, Move Left Headlamp Vertically Control Value Vertical Position, Move Left Headlamp Vertically Control Value, Move Left Headlamp Vertically Vertical Positon, Move Left Headlamp Vertically, Move Lt Headlamp Horizontally Ctrl Val Horizontal Tar Pos, Move Lt Headlamp Horizontally Ctrl Val Horizontal Tar Position, Move Lt Headlamp Vertically In Mm Dev Vert Positon, Move Right Headlamp Horizontally Control Value, Move Right Headlamp Horizontally Horizontal Target Positon, Move Right Headlamp Horizontally, Move Right Headlamp Vertically Control Value Vertical Position, Move Right Headlamp Vertically Control Value, Move Right Headlamp Vertically Vertical Positon, Move Right Headlamp Vertically, Move Rt Headlamp Horizontally Ctrl Val Horizontal Tar Pos, Move Rt Headlamp Horizontally Ctrl Val Horizontal Tar Position, Move Rt Headlamp Vertically In Mm Dev Vert Positon, Multi Contour Seat Driver Side System Function Test Ctrl Value, Multi Contour Seat Passenger Side System Fun Test Ctrl Value, Multi Contour St Dr Sd Sys Fun Tst Ctrl Val, Multi Contour St Pass Sd Sys Fun Tst Ctrl Val, Multi Function Output 01 Flex IO-Control State, Multi Function Output 02 Flex IO-Control State, Multi Function Output 03 Flex IO-Control State, Multi Function Output 04 Flex IO-Control State, Multi Function Output 05 Flex IO-Control State, Multi Function Output 06 Flex IO-Control State, Multi Function Output 07 Flex IO-Control State, Multi Function Output 08 Flex IO-Control State, Multi Function Output 09 Flex Control PWM Duty, Multi Function Output 09 Flex Control PWM Frequency, Multi Function Output 10 Flex Control PWM Duty, Multi Function Output 10 Flex Control PWM Frequency, Multi Function Output 11 Flex Control PWM Duty, Multi Function Output 11 Flex Control PWM Frequency, Multi Function Output 12 Flex Control PWM Duty, Multi Function Output 12 Flex Control PWM Frequency, Multi Function Output 13 Flex Control PWM Duty, Multi Function Output 13 Flex Control PWM Frequency, Multi Function Output 14 Flex Control PWM Duty, Multi Function Output 14 Flex Control PWM Frequency, Multi Function Output 15 Flex Control PWM Duty, Multi Function Output 15 Flex Control PWM Frequency, Multi Function Output 16 Flex Control PWM Duty, Multi Function Output 16 Flex Control PWM Frequency, Multi Function Output 17 Flex Control PWM Duty, Multi Function Output 17 Flex Control PWM Frequency, Multi Function Output 18 Flex Control PWM Duty, Multi Function Output 18 Flex Control PWM Frequency, Multi Function Output 19 Flex Control PWM Duty, Multi Function Output 19 Flex Control PWM Frequency, Multi Function Output 20 Flex Control PWM Duty, Multi Function Output 20 Flex Control PWM Frequency, Multi Function Output 21 Flex Control PWM Duty, Multi Function Output 21 Flex Control PWM Frequency, Multi Function Output 22 Flex Control PWM Duty, Multi Function Output 22 Flex Control PWM Frequency, Multi Function Output 23 Flex IO-Control State, Multi Function Output 24 Flex IO-Control State, Multi-Contour Seat Compressor, Multifunction Steering Wheel, Dimming, Multimedia Operating Unit: Contour Lighting, Mute Entertainment, Near Field Communication Antenna Test Control Value, Near Field Communication Antenna Test Ctrl Val Vert Position, Neck Heating Left Control Value, Neck Heating Right Control Value, Oil Level Warning Lamp, Oil Pressure Control Valve, Oil Pressure Regulation Valve, Oil Pressure Valve VW Common Control State, Oil Pressure Valve, Oil Temperature, Oil-Pressure Indicator Lamp, Online Service Transmiss. Config., Op And Disp A-C Rr Haptic FB Tst Ctrl Val, Op And Disp A-C Rr Speaker Tst Ctrl Val, Op And Disp Units For Air Conditioning Speaker Test Ctrl Value, Open Converter Clutch Control Value, Open Luggage Compartment Cover Control Value, Open Rear Lid Control Value, Open Sun Blind, Open Sunroof, Open The Rear Lid, Operating And Display Units For A-C Speaker Test Control Value, Operating Unit Button Illuminat., Operating Unit Illumination, Output 1 For

Exterior Lighting Test Control Value, Output 10 For Exterior Lighting Test Control Value, Output 11 For Exterior Lighting Test Control Value, Output 12 For Exterior Lighting Test Control Value, Output 13 For Exterior Lighting Test Control Value, Output 14 For Exterior Lighting Test Control Value, Output 15 For Exterior Lighting Test Control Value, Output 16 For Exterior Lighting Test Control Value, Output 17 For Exterior Lighting Test Control Value, Output 18 For Exterior Lighting Test Control Value, Output 19 For Exterior Lighting Test Control Value, Output 2 For Exterior Lighting Test Control Value, Output 20 For Exterior Lighting Test Control Value, Output 21 For Exterior Lighting Test Control Value, Output 22 For Exterior Lighting Test Control Value, Output 23 For Exterior Lighting Test Control Value, Output 3 For Exterior Lighting Test Control Value, Output 4 For Exterior Lighting Test Control Value, Output 5 For Exterior Lighting Test Control Value, Output 6 For Exterior Lighting Test Control Value, Output 7 For Exterior Lighting Test Control Value, Output 8 For Exterior Lighting Test Control Value, Output 9 For Exterior Lighting Test Control Value, Output Tests (03), Outside Warning Light/Door Exit Light Rear Right, Parallel Parking Assistance Indicator Lamp, Park Assist Activation Of Partner Control Units Control Value, Park Brk Mot Lt Closing Stepwise Park Brk Mot Lt Closing Stepw, Park Brk Mot Lt Closing Stepwise VW Com Ctrl St, Park Brk Mot Rt Closing Stepwise Park Brk Mot Rt Closing Stepw, Park Brk Mot Rt Closing Stepwise VW Com Ctrl St, Park Brk Motors Closing Stepwis Park Brk Motors Closing Stepwis, Parked Wiper And Washer Jet Heating Test Control Value, Parking Aid Activation Control Value, Parking Aid Activation VW Common Control State, Parking Aid Activation, Parking Aid Button Indicator Light Test Control Value 1, Parking Aid Button Indicator Light Test, Parking Aid Button, (control Lamp): Actuation, Parking Aid Warning Chime Front, Parking Aid Warning Chime, Parking Aid Warning Lamp Control Value, Parking Aid Warning Lamp VW Common Control State, Parking Aid Warning Lamp, Parking Aid, Loudspeaker, Parking Aid: Activation, Parking Assistant Indicator Lamp, Parking Assistant Warning Lamp Control Value, Parking Assistant Warning Lamp, Parking Brake Button Led, Parking Brake Close (Activation), Parking Brake Close (Deactivation), Parking Brake Close Left (Activation), Parking Brake Close Right (Activation), Parking Brake Electric Motor Speed, Parking Brake Indicator Lamp, Parking Brake Motor Direction Of Rotation, Parking Brake Motor Maximum Current, Parking Brake Motor PWM Pulse Duty Factor 1, Parking Brake Motors Closing Stepwise, Parking Brake Motors Parking Brake Motors, Parking Brake Motors, Parking Brake Warning Lamp, Parking Brk Mot Lt Closing Stepwise IO Ctrl Opt PK Brk Mot Lt C, Parking Brk Mot Lt Closing Stepwise PK Brk Mot Lt Closing Stepw, Parking Brk Mot Rt Closing Stepwise IO Ctrl Opt PK Brk Mot Rt C, Parking Brk Mot Rt Closing Stepwise PK Brk Mot Rt Closing Stepw, Parking Brk Motors Closing Stepwise IO Ctrl Opt PK Brk Motors C, Parking Brk Motors Closing Stepwise PK Brk Motors Closing Stepw, Parking Light Test 2 Control Value, Parking Light Test Control Value, Parking Lights LED Module Control Circuit Left, Parking Lights LED Module Control Circuit Right, Parking Lights Left Front, Parking Lights Left, Parking Lights Right Front, Parking Lights Right, Parking Lights, Parking Lock Solenoid Activation VW Common Control State, Parking Steering Ass. Indic. Lamp, Parking-Aid Indicator Lamp, Particulate Filter Fault Lamp, Particulate Filter Indicator Lamp, Pass Actual Ambient Temp Value Input Output Ctrl Parameter, Pass Actual Ambient Temperature Value Angle Type, Pass Actual Ambient Temperature Value Control Value On Off, Pass.side Window Lifter, Closing, Pass.side Window Lifter, Opening, Passenger Airbag Off Display, Passenger- Airbag-Off Display Control Onoff, Passenger Side Multi-Contour Seat: Functional Test, Pause Display, Permanent Driving Lights Test Control Value, Pilot lamp for pre-glow time, Piston Cooling Jet Control Valve VW Common Control State, Piston Cooling Jet Control Valve, Piston Cooling Jet Solenoid Valve, Pixel Error Test, Pixel Failure Test Control Value, PODS Serial Number, Position Front Window Wiper Test Control Value, Positioning Mot Air Recirculation Flap VW Com Ctrl St, Positioning Mot Center Lt Vent Flap VW Com Ctrl St, Positioning Mot Center Rt Vent Flap VW Com Ctrl St, Positioning Mot Indirect Vent Flap VW Com Ctrl St, Positioning Mot Lt FW Flap VW Com Ctrl St, Positioning Mot Lt FW Temp Flap VW Com Ctrl St, Positioning Mot Lt Sd Vent Flap VW Com Ctrl St, Positioning Mot Lt Temp Flap VW Com Ctrl St, Positioning Mot Rr Lt

Air Vol Flap VW Com Ctrl St, Positioning Mot Rr Lt Temp Flap VW Com Ctrl St, Positioning Mot Rr Rt Air Vol Flap VW Com Ctrl St, Positioning Mot Rr Rt Temp Flap VW Com Ctrl St, Positioning Mot Rr Temp Flap VW Com Ctrl St, Positioning Mot Rt FW Flap VW Com Ctrl St, Positioning Mot Rt FW Temp Flap VW Com Ctrl St, Positioning Mot Rt Sd Vent Flap VW Com Ctrl St, Positioning Mot Rt Temp Flap VW Com Ctrl St, Positioning Motor For Defroster Flap, Positioning Motor For Fresh Air Flap, Positionlight Test Controlstate Data 2, Power Latching System Short Test Control Value, Power Latching System Test Control Value, Power Operated Convertible Roof Valve 1 Control Value On Off, Power Operated Convertible Roof Valve 1, Power Operated Convertible Roof Valve 2 Control Value On Off, Power Operated Convertible Roof Valve 2, Power Operated Convertible Roof Valve 3 Control Value On Off, Power Operated Convertible Roof Valve 3, Power Operated Convertible Roof Valve 4 Control Value On Off, Power Operated Convertible Roof Valve 4, Power Operated Convertible Roof Valve 5 Control Value On Off, Power Operated Convertible Roof Valve 5, Power Operated Convertible Roof Valve 6, Power Sockets Control Test Control Value, Power Supply Cradle On Off Test, Power Supply LMS Left Control Value, Power Supply LMS Right Control Value, Powermeter Display Test, Preheating Indicator Lamp, Premium Testbild 1, Premium Testbild 2, Premium Testbild 3, Pressure Test, Priority Veh Eng Cont Op Tst Ctrl Val Ind Light, Priority Veh Eng Cont Op Tst Ctrl Val Rel, Priority Veh Eng Cont Op Tst Ctrl Val Term 15 Bridge, Priority Veh Rad Trans Tst Ctrl Val 0 Rad, Priority Veh Rad Trans Tst Ctrl Val Ind Light, Priority Veh Rad Trans Tst Ctrl Val Sup V, Priority Vehicle Weapons Box Test Control Value, Ps Belt Buckle Illumination, PTC 1500W Sollwert, PTC Heating Element 1 VW Common Control State, PTC Heating Element 1, PTC Heating Element 2 VW Common Control State, PTC Heating Element 2, PTC Heating Element 3 VW Common Control State, Pulse-wheel test, Pump 1 Refrigerant Circulation Test Input Output Ctrl Parameter, Pump 2 Refrigerant Circulation Test Input Output Ctrl Parameter, Pump For All Wheel Drive Electronic Valve 1, Pump For All Wheel Drive Electronic Valve 2, Pump For All Wheel Drive Electronic Voltage Value, Push Button Leds Control Value, PWM Signal Belt, Quiescent Current Analysis, Radiator Blind, Radiator Fan 1, Radiator Fan 2, Radiator Fan Actuation 1, Radiator Fan Actuation 2, Radiator Fan Actuation, Radiator fan control 1 start parameter, Radiator fan control 2 start parameters, Radiator Fan Relay 1, Radiator Fan Relay 2, Radiator Fan, Radiator Roller Blind Control VW Common Control State, Radiator Shutter Control 2 VW Common Control State, Radiator Shutter Control 2, Radiator Shutter Control 3 VW Common Control State, Radiator Shutter Control 3, Radiator Shutter Control 4 VW Common Control State, Radiator Shutter Control 4, Radiator Shutter Control Control Value On Off, Radiator Shutter Control Input Output Control Parameter, Radiator Shutter Control VW Common Control State, Radiator Shutter Control, Rail Pressure Reduction, Range Display Test, Re. Temp. Door Positioning Motor, Read Configuration, Reading Lights, Rear Acoustic Signal Frequency, Rear Acoustic Signal Volume, Rear Air Diffus Positioning Motor Control Value On Off, Rear Air Recirculation Flap Positioning Motor Ctrl Value On Off, Rear Blower Activation Control Value On Off, Rear Blower Activation Input Output Control Parameter, Rear Blower Activation Setpoint, Rear Centre Belt Catch Lighting, Rear Dr.side Pw: Closing Signal, Rear Dr.side Pw: Open Signal, Rear DS Door Trim Ambient Light., Rear Exhaust Gas Flap, Rear Fog Light, Rear Footwell Lights, Rear Indicator Lamp, Rear Left ABS Inlet Valve Control Value On OFF, Rear Left ABS Inlet Valve Rear Left ABS Inlet Valve, Rear Left ABS Inlet Valve VW Local Control State, Rear Left ABS Outlet Valve Control Value On OFF, Rear Left ABS Outlet Valve VW Local Control State, Rear Left Abs Solenoid Valve, Rear Left Belt Catch Lighting, Rear Left Lock Motor, Rear Left Loudspeaker Control Value, Rear Left Seat Ventilation, Rear Left Temperature Flap Positioning Motor Ctrl Value On Off, Rear Lid Connection Test Control Value Orientation Value, Rear Lid Power Latching System, Rear Lid Power Latching Test Control Value, Rear Light Trailer Left Test Control Value, Rear Light Trailer Right Test Control Value, Rear Parking Aid Loudspeaker Control Value, Rear Parking Aid Loudspeaker VW Common Control State, Rear Parking Aid Loudspeaker, Rear Pass.side Pw: Closing Signal, Rear Pass.side Pw: Open Signal, Rear PS Door Trim Ambient

Light., Rear Right ABS Inlet Valve Control Value On OFF, Rear Right ABS Inlet Valve Rear Right ABS Inlet Valve, Rear Right ABS Inlet Valve VW Local Control State, Rear Right ABS Outlet Valve Control Value On OFF, Rear Right ABS Outlet Valve VW Local Control State, Rear Right Abs Solenoid Valve, Rear Right Belt Catch Lighting, Rear Right Lock Motor, Rear Right Loudspeaker Control Value, Rear Right Seat Ventilation, Rear Right Temperature Flap Positioning Motor Ctrl Value On Off, Rear Roller Blind Test Control Value, Rear Spoiler Indicator Light Test Control Value, Rear Spoiler Position Test Control Value, Rear Spoiler, Rear Sunroof: Close/Lower, Rear Sunroof: Open/Raise, Rear Temperature Flap Positioning Motor Control Value On Off, Rear Washing Test Control Value, Rear Window Heater, Rear Window Roller Blind Motor, Rear Window Washer Pump, Rear Window Wiper Switch Illumination Bulb Control Value, Rear Windshield Unlocking Control Circuit, Rear Wiper, Rear-Window Defogger, Recirculating Pump, Recirculation Valve VW Common Control State, Red Function Lamp Control State, Red Indicator Lamp Control Value On Off, Red Warning Lamp Control State, Red Warning Lamp Control Value On Off, Reductant Pump VW Common Control State, Reductant Pump, Reference Segment Control Matrix Headlamp Control Value, Reference Segment Control Matrix Headlamp, Refrigerant Compressor, Refrigerant Expansion Valve 1 Test Control Value On Off, Refrigerant Expansion Valve 1 Test Input Output Ctrl Parameter, Refrigerant Expansion Valve 2 Test Control Value On Off, Refrigerant Expansion Valve 2 Test Input Output Ctrl Parameter, Refrigerant Expansion Valve 3 Test Control Value On Off, Refrigerant Expansion Valve 3 Test Input Output Ctrl Parameter, Refrigerant Shut Off Valve 1 Test Control Value On Off, Refrigerant Shut Off Valve 1 Test Control Value, Refrigerant Shut Off Valve 2 Test Control Value On Off, Refrigerant Shut Off Valve 2 Test Control Value, Refrigerant Shut Off Valve 3 Test Control Value On Off, Refrigerant Shut Off Valve 3 Test Input Output Ctrl Parameter, Refrigerant Shut Off Valve 4 Test Control Value On Off, Refrigerant Shut Off Valve 4 Test Input Output Ctrl Parameter, Refrigerant Shut Off Valve 5 Test Control Value On Off, Refrigerant Shut Off Valve 5 Test Input Output Ctrl Parameter, Refrigerant Shut Off Valves Dynmc Test Inp O-P Ctrl Parameter, Refrigerant Shut Off Valves Dynmc Tst Comp Pow Lim 1, Refrigerant Shut Off Valves Dynmc Tst Compressor Pow Limitation, Refrigerant Valves Supply Voltage Test Control Value On Off, Regulating Flap Control Unit / Motor, Relay Cooler Fan 1, Relay Cooler Fan 2, Relay Electric Coolant Pump VW Common Control State, Relay For High Heat Output, Relay For High Heating Output, Relay For Low Heat Output, Relay For Low Heating Output, Relay For Prefeed Pump, Relay For Pump, Fuel Cooling VW Common Control State, Relay Secondary Air Pump, Release Both Brakes Control State, Release Both Brakes Control Value On Off, Release Left Brake Control State, Release Left Brake Control Value On Off, Release Right Brake Control State, Release Right Brake Control Value On Off, Rem Cen Lck Tst Ctrl Val VW Com Ctrl St, Remote Balance Control Control Value, Remote Balance Control Soundposition, Remote Control Status Control Value, Remote Control Test Control Value Indicator Light, Remote Control Test Control Value Supply Voltage, Remote Freq Selection DAB Band III Ctrl Value Freq DAB Band 3, Remote Frequency Selection AM Control Value, Remote Frequency Selection AM Frequency AM, Remote Frequency Selection DAB Band III Frequency DAB Band 3, Remote Frequency Selection DAB Band L Frequency DAB L Band, Remote Frequency Selection FM Control Value Frequency FM, Remote Frequency Selection FM Control Value, Remote Frequency Selection FM Frequency FM, Remote Set AF Control Value State, Remote Set AF State, Remote Set Bass Sound Settings, Remote Set DAB Announcement Control Value Alarm, Remote Set DAB Announcement Control Value Area Weather Flash, Remote Set DAB Announcement Control Value Event Announcement, Remote Set DAB Announcement Control Value Financial Report, Remote Set DAB Announcement Control Value News Flash, Remote Set DAB Announcement Control Value Programs Info, Remote Set DAB Announcement Control Value Road Traffic Flash, Remote Set DAB Announcement Control Value Special Event, Remote Set DAB Announcement Control Value Sport Report, Remote Set DAB Announcement Control Value Transport Flash, Remote Set DAB Announcement Control Value Warning Service, Remote Set DAB Linking Control Value Mode, Remote Set DAB Linking

Mode, Remote Set DAB Mute Control Value DAB Mute, Remote Set DAB Mute DAB Mute, Remote Set DRC DRC State, Remote Set Dyn ZF State, Remote Set GALA Gala State, Remote Set GALA, Remote Set Hidden Tune Control Value Hidden Tune, Remote Set Hidden Tune Hidden Tune, Remote Set Highcut State, Remote Set Lband L Band Selection, Remote Set Loudness State, Remote Set Loudness, Remote Set Middle Sound Settings, Remote Set Mute Mute State, Remote Set Phase Diversity On Off Tuner, Remote Set Sound Settings Set Bass, Remote Set Sound Settings Set Middle, Remote Set Sound Settings Set Treble, Remote Set TP Control Value State, Remote Set TP State, Remote Set Treble Sound Settings, Remote Source Selection Control Value Source Selection, Remote Source Selection Control Value, Remote Source Selection Source Selection, Remote Start Kl 15 Request Control Value, Remote Start Or Pre Conditioning Relay Control Value, Remote Voice Control Control Value Speech Dialog State, Remote Voice Control Speech Dialog State, Remotes KL 15-Anfo Von FFB Einscha (High-P Ctrl Val, Req 48V V Converter Tst Ctrl Val Set Pnt V, Req Hi V Converter Tst Ctrl Val Set Pnt V, Req Starter Gen Tst Ctrl Val excitation current limit, Req Starter Gen Tst Ctrl Val Generator Set Voltage, Request Alternator Test Control Value Excitation current limit, Request Cleaning Laser Scanner Test Control Value, Requested Alternator Test Control Value Cut-out Speed, Requested Alternator Test Control Value generator set voltage, Requested Alternator Test Control Value Shutdown, Requested Alternator Voltage 15,0V Control Value, Requested Starter Gen Test Ctrl Value Exciter current limit, Reserve Fuel Lamp, Reserved VW Common Control State, Reset Hv Charge Cable Mating Cyc., Retract Function Light Operating Button, Retract Mirror, Reversing Light Test Control Value Side Selection, Reversing Light Test Control Value Start Parameter, Reversing Light Test Control Value, Reversing Light, RGB1 LKL1 Actuator Diagnosis Control Value LED, RGB1 LKL2 Actuator Diagnosis Control Value LED, RGB2 LKL1 Actuator Diagnosis Control Value LED, RGB2 LKL2 Actuator Diagnosis Control Value LED, Ri. Dayt.driv./side Light Led Power Mod., Ri. Lgt. Distr.: Aut. Main Beam, Ri. Lgt. Distr.: Country R. Light, Ri. Light Distr.: Light/dark Lim., Ri. Light Distr.: Motorway Light, Right B-Pillar And Footwell Shut Off Flap Mot Ctrl Value On Off, Right Cornering Light: Dimming, Right Daytime Driving Light Bulb 2, Right Daytime Driving Light, Right Daytime Driving/side Light, Right Footwell Flap Positioning Motor Control Value On Off, Right Head Area Heating, Right Indirect Ventilation Flap Motor Control Value On Off, Right Light Distr.: Urban Light, Right Main Beam Screen, Right Rear Light, Right Rear Upper Body Vent Motor Control Value On Off, Right Sd Light/dayt. Driv. Light Bulb 2, Right Side 2nd Row Actuator Test Precrash Pretensioner, Right Side Actuator Test Precrash Pretensioner, Right Side Light: 1, Right Side Light: 2, Right Side Vent Motor Control Value On Off, Right Static Cornering Light, Right Temperature Flap Control Motor Control Value On Off, Right Temperature Flap Control Motor Setpoint, Right Temperature Flap Control Motor Sollwert, Right Temperature Flap Ctrl Mot Input Output Control Parameter, Right Valve For Engine Bearing, Right Window Defroster Flap Positioning Motor Ctrl Value On Off, Roller Test Bench Mode, Rolloverbars Control Onoff, Rolloverbars, Roof Beam Audio Test Control Value, Roof Blind Test Control Value Direction Of Movement, Roof Blinds: Close, Roof Blinds: Open, Roof Contour Lighting Test Control Value, Roof Marker Light, Roof Roller Blind Test Control Value, Rr Air Recirculation Flap Positioning Mot Ctrl Val On Off, Rr Lt Temp Flap Positioning Mot Ctrl Val On Off, Rr Rt Temp Flap Positioning Mot Ctrl Val On Off, Rt B-Pillar And FW Shut Off Flap Mot Ctrl Val On Off, Rt Footwell Temperature Flap Positioning Mot Ctrl Value On Off, Rt FW Temp Flap Positioning Mot Ctrl Val On Off, Rt Win Defroster Flap Positioning Mot Ctrl Val On Off, RTA Warn Signal Control Value, Safe Indicator Light, Safety/Deadbolt Locks Activation, SCR Heating Devices 2 VW Common Control State, SCR Heating Devices 2, SCR Heating Devices 3 VW Common Control State, SCR Heating Devices 3, SCR Heating Devices VW Common Control State, SCR Heating Devices, SCR Metering Valve 2 VW Common Control State, SCR Metering Valve VW Common Control State, SCR Metering Valve, SCR Reverse Valve VW Common Control State, SCR Reverse Valve, SCR Transfer Pump VW Common Control State, SCR Transfer Pump, Search Illumination Operating Button, Search Illumination, Search Lighting

For Operating Elements Test Ctrl Value On Off, Seat And Surface Heatings Test Control Value, Seat Angle Adjustment, Seat Backrest Fan 1 Left Control Value, Seat Backrest Fan 1 Rear Left Test Control Value, Seat Backrest Fan 1 Rear Right Test Control Value, Seat Backrest Fan 1 Right Control Value, Seat Backrest Fan 2 Left Control Value, Seat Backrest Fan 2 Rear Left Test Control Value, Seat Backrest Fan 2 Rear Right Test Control Value, Seat Backrest Fan 2 Right Control Value, Seat Backrest Heating Left Test Control Value, Seat Backrest Heating Left Test Input Output Control Parameter, Seat Backrest Heating Right Test Control Value, Seat Backrest Heating Right Test Input Output Control Parameter, Seat Cushion Fan 1 Left Control Value, Seat Cushion Fan 1 Rear Left Test Control Value, Seat Cushion Fan 1 Rear Right Test Control Value, Seat Cushion Fan 1 Right Control Value, Seat Cushion Fan 2 Left Control Value, Seat Cushion Fan 2 Rear Left Test Control Value, Seat Cushion Fan 2 Rear Right Test Control Value, Seat Cushion Fan 2 Right Control Value, Seat Cushion Heating Left Test Control Value, Seat Cushion Heating Left Test Input Output Control Parameter, Seat Cushion Heating Right Test Control Value, Seat Cushion Heating Right Test Input Output Control Parameter, Seat Depth Adjustment Test Control Value, Seat Depth Adjustment, Seat Fore-And-Aft Adjustment, Seat Heating Enabling, Seat Heating Entire Test Control Value, Seat Heating Entire Test Input Output Control Parameter, Seat Heating Front Left Setpoint, Seat Heating Front Left Test Control Value, Seat Heating Front Right Setpoint, Seat Heating Front Right Test Control Value, Seat heating level Rear LED indicator Seat heating Hi, Seat Heating Rear Left Control Value On Off, Seat Heating Rear Left Input Output Control Parameter, Seat Heating Rear Left VW Common Control State, Seat Heating Rear Left, Seat Heating Rear Right Control Value On Off, Seat Heating Rear Right Input Output Control Parameter, Seat Heating Rear Right VW Common Control State, Seat Heating Rear Right, Seat Heating Rear, Seat Heating Release Test Control Value, Seat Heating, Seat Height Adjustment Test Control Value, Seat Height Adjustment Test Direction Of Movement, Seat Height Adjustment, Front, Seat Inclination Adjustment Test Control Value, Seat Inclination Adjustment Test Direction Of Movement, Seat Longitudinal Adjustment Test Control Value, Seat Longitudinal Adjustment Test Direction Of Movement, Seat Movement Relay Disabling, Seat Position Normal, Seat Ventilation Entire Test Control Value, Seat Ventilation, Seating Position 2 Test Control Value Display Unit Adjustment 2, Seating Position 2 Test Control Value Display Unit Adjustment, Seating Position 2 Test Control Value Folding Headrest, Seating Position 2 Test Control Value Footrest Adjustment, Seating Position 2 Test Control Value, Secondary Air Control Val. (bank2), Secondary Air Control Valve, Secondary Air Injection Relay 2 VW Common Control State, Secondary Air Injection Relay 2, Secondary Air Injection Relay VW Common Control State, Secondary Air Injection Relay, Secondary Air Injection Solenoid Valve, Secondary Air Injection Valve 2 VW Common Control State, Secondary Air Injection Valve 2, Secondary Air Injection Valve VW Common Control State, Secondary Air Injection Valve, Secondary Air Pump Relay, Secondary Air Relay, Segment Test Colour, Segment Test Control Value Colour, Segment Test Control Value On Off, Segment Test Kopie Von, Segment Test VW Common Control State, Segment Test, Segmenttest, Selector Lever Lock, Self Test Ground Cabling Control Value Currentsource, Sensor For Fine Dust Content Pump Test Control Value, Sensor For Fine Dust Content Valve Test Control Value, Servotronic Steering: Full Assistance, Servotronic Steering: No Assistance, Set Convertible Roof Position Control Value On Off, SH Front Left, SH Front Right, Shift Drum Motor Position Shift Position, Shift Lock Control Value, Shift Valve 2 Refrigerant Test Control Value On Off, Short Brake Apply Left Control State, Short Brake Apply Left Control Value On Off, Short Brake Apply Right Control State, Short Brake Apply Right Control Value On Off, Shut Off Valve For Refrigerant Test Control Value On Off, Shutter Control Value, Side Light Left 2 Test Control Value, Side Light Left Test Control Value, Side Light Right 2 Test Control Value, Side Light Right Test Control Value, Side Light Test 2 Control Value, Side Light Test Control Value, Side Marker Front Left Test Control Value, Side Marker Front Right Test Control Value, Side Marker Light Blub Front Left, Side Marker Light Blub Front Right, Side Marker Light Test Control Value, Side Shades Motor, Side Window Blind Test Control Value,

Side-Blinkers Bulb Left, Side-Blinkers Bulb Right, Side-Marker Lamp, Left Front, Side-Marker Lamp, Right Front, Sidemarker Test Controlstate Data 2, Sig Sys LED Tst Ctrl Val Additional Keypad Btn 10, Signal Horn Control Circuit, Signal System Led Test Control Value Additional Keypad Button 1, Signal System Led Test Control Value Additional Keypad Button 2, Signal System Led Test Control Value Additional Keypad Button 3, Signal System Led Test Control Value Additional Keypad Button 4, Signal System Led Test Control Value Additional Keypad Button 5, Signal System Led Test Control Value Additional Keypad Button 6, Signal System Led Test Control Value Additional Keypad Button 7, Signal System Led Test Control Value Additional Keypad Button 8, Signal System Led Test Control Value Additional Keypad Button 9, Signal System Led Test Control Value Colour, Signature Light Test Control Value, SIH Rear Left Control Value 1, SIH Rear Left Control Value, SIH Rear Right Control Value 1, SIH Rear Right Control Value, SIL Rear Left (LLR LS1 Li) Control Value, SIL Rear Left(LLR LL1 Li) Control Value, SIL Rear Right (LLR RL1 Re) Control Value, SIL Rear Right (LLR RS1 Re) Control Value, Siren Changeover Test Control Value, Siren Test Control Value, SL Front Left, SL Front Right, Sliding Roof Function Request Disable, Sliding Sunroof Opening, Sliding Sunroof Test 2 Control Value Direction Of Movement, Sliding Sunroof Test Control Value, Solenoid Valve Boost-Press. Control, Solenoid Valve Exhaust Recirclatn 2, Solenoid Valve Exhaust-Gas Recirc., Solenoid Valve/exhaust Flap 1, Solenoid Valve/exhaust Flap 2, Sounder Control Value On Off, Sounder In Dash Panel Insert, Speaker Left Test Control Value, Speaker Right Test Control Value, Special Function II, Special Functions, Speed Change Of Mirror Adjustment Motor Test Control Value, Speed Indicator, Spindle Actuator Of Engine Decoupler VW Common Control State, Srch Lightng Op Elements Tst Ctrl Val On Off, Start Valid Authentication, Start Valid Authentication Control Value, Start/stop Indicator Lamp, Static Cornering Light Left: Down/Dim, Static Cornering Light Left: Up/Bright, Static Cornering Light Right: Down/Dim, Static Cornering Light Right: Up/Bright, Static Cornering Light Test Control Value Side Selection, Static Cornering Light Test Control Value Start Parameter, Static Cornering Lighting Test 2 Control Value, Static Cornerlight Test Controlstate Data 2, Static Headlight Range Control Test Control Value, Static Test, Stationary Cornering Lamp, Status Report Transmission Test Control Value, Steering Column Adjust. Downwards, Steering Column Adjustm. To Front, Steering Column Adjustm. To Rear, Steering Column Adjustm. Upwards, Steering Wheel Heating (2), Steering Wheel Heating, Steering Wheel Vibration Control Value, Steering Wheel Vibration, Stellmotor B-SäUle-Fuß Links Hinten Intervallbetrieb, Stellmotor B-SäUle-Fuß Links Hinten Klappenposition, Stellmotor B-SäUle-Fuß Rechts Hinten Intervallbetrieb, Stellmotor B-SäUle-Fuß Rechts Hinten Klappenposition, Stopwatch, Subwoofer Speaker Control Value, Subwoofer, Sup V 2 Ctrl Motors Air Cond Tst Ctrl Val, Sup V 2 For Ctrl Motors Of Air Condition Test Control Value, Sup V Ctrl Motors Air Cond Tst Ctrl Val, Sup V O-P Depth Discharge Protected Tst Ctrl Val, Sup V O-P On Actd Term 15 Tst Ctrl Val, Sup Voltage For Ctrl Motors Of Air Condition Test Control Value, Supercharger Magnetic Clutch, Supp. Heater Heating Element 2, Supplem. Heater Heating Element 1, Supplem. Heating Pump Actuation, Supplementary Heater, Supply Voltage For Air Condition Sensors Test Control Value, Suppress Mirror Glare, Surface Heating Entire Test Control Value, Swinging Logo Test Control Value 1, Swinging Logo Test, Swirl Flap Actuator, Swirl Flap Positioner 1, Swirl Flap Positioner 2, Swirl Flap, Switch and Instrument Lighting, Switch Between Antennas, Switch Control Control Value Status Switch, Switch Search And Functional Lights Entire Test Control Value, Switchable Water Pump, Switchable Waterpump VW Common Control State, Switchable Waterpump, Swivel Motor: Deploy, Swivel Motor: Initialization, Swivel Motor: Retract, System Adjustment Control Value, System Adjustment, System Check For Boosting Function Control Value Onoff, System Function Test Control Value, System function test, System Functional Test, System Identification, Tachometer, Tail Lights Left, Tail Lights Right, Taillights, Tank Characteristic (Fuel Level Sensor 3), Tank Characteristic (Fuel Level Sensor 4), Tank Flap Locking: Actuation, Tank Flap Release, Tank Flap Test Sequence 1 Control Value, Tank Flap, Tank Leak Unit Solenoid Valve, Tank Leakage Diagnosis Pump, Taxi Alarm Test Control Value Can Signal,

Taxi Alarm Test Control Value Indication Light, Taxi Alarm Test Control Value Roof Sign, Taxi Roof Sign Test Control Value Indication Light, Taxi Roof Sign Test Control Value Roof Sign, TCS And ESP Indicator Light Test Control Value, Temperature Flap Control Motor Control Value On Off, Temperature Flap Control Motor Setpoint, Temperature Flap Control Motor, Temperature Flap Motor Left, Temperature Flap Motor Right, Temperature Flap Rear Control Motor Setpoint, Temperature Flap Rear Control Motor Sollwert, Temperature Flap Rear Ctrl Motor Input Output Control Parameter, Temperature Flap Servomotor: Left, Temperature Flap Servomotor: Right, Terminal 30 Interior Lighting Test Control Value, Terminal 30 Output Pin10 Test Control Value, Terminal 30 Output Pin9 Test Control Value, Terminal 30G Relay, Terminal 58s, Terminal 58st, Terminal 58xs Test Control Value, Terminal 58xt Test Control Value, Test Accumulator And Compressor Control Value Onoff, Test Announcement, Test Drive Activation, Test Drive Deactivation, Test Image In Middle Display, Test Images Control Value, Test Images, Test Mode, Test picture in center display, Test Screen, Test Sound, Test Voice Prompt, Testbild Im Mitteldisplay, Testbild Schachbrettmuster Invers, Testbild Schachbrettmuster, Testing Signal Audio Alternating, Testing Signal Audio, Theft Protection Control Option, Theft Protection Control Value, Theft Protection, Throttle Actuator, Throttle Body Module Control Circuit, Throttle Valve 1 VW Common Control State, Throttle Valve 1, Throttle Valve 2 VW Common Control State, Throttle Valve 2, Throttle Valve Control Module, Throttle Valve Control Unit, Throttle Valve, Throttle Valve, Bank 1, Tire Pressure Monitoring, Tiredness Detection Switch Off / On, Topview Camera Cleaning Request Control Value 1, Topview Camera Display Test Control State, Torque Converter Clutch, Torque Demand Left Level 1, Torque Demand Left Level 2, Torque Demand Left Level 3, Torque Demand Right Level 1, Torque Demand Right Level 2, Torque Demand Right Level 3, Tourist Mode, Trailer Articulation Angle Sensor Function Test Control Value, Trailer Back-Up Lights, Trailer Brake Control Actuation Actuator Test Control Value, Trailer Brake Lights Left, Trailer Brake Lights Right, Trailer Brake Lights, Trailer Fog Lights Rear, Trailer Hitch Indicator Lamp 2 Actuator Test Control Value, Trailer Hitch Indicator Lamp Actuator Test Control Value, Trailer Hitch Pop Up Test Control Value, Trailer Hitch Power Pivoting In Actuator Test Control Value, Trailer Hitch Power Pivoting Out Actuator Test Control Value, Trailer Hitch Pull In Test Control Value, Trailer Hitch Unlock Test Control Value, Trailer Tail Lights Left, Trailer Tail Lights Right, Trailer Tail Lights, Trailer Turn Signals Left, Trailer Turn Signals Right, Transm. Oil Cooler Bypass Valve, Transmission Coolant Valve, Transmission Mount 1 VW Common Control State, Transmission Mount 1, Transmission Mount 2 VW Common Control State, Transmission Mount 2, Transmission Oil Pump Activation VW Common Control State, Transmission Power Test VW Common Control State 1, Transmission Power Test VW Common Control State 2, Transmission Power Test VW Common Control State 3, Transmission Power Test VW Common Control State Signal Path, Transmission Power Test VW Common Control State, Transmission Power Test VW Common Ctrl State Transmission Power, Treble Bass Horn Test Control Value, Treble Speaker Front Left, Treble Speaker Front Right, Treble Speaker Front, Treble Speaker Rear Left, Treble Speaker Rear Right, Treble Speaker Rear, Trunk Light Left, Trunk Light Right, Trunk Light, Trunk Locking Module, Trunk Motor, Trunk Remote Unlocking, Turbine Sol. Valve Turbocharger2, Turboch. Recirc.-Air Sol. Valve, Turbocharger 1, Turbocharger Bypass Valve 2 VW Common Control State, Turbocharger Bypass Valve 2, Turbocharger Bypass Valve Control Circuit, Turbocharger Bypass Valve VW Common Control State, Turbocharger Bypass Valve, Turbocharger Control Unit 2, Turbocharger Control Valve 2 VW Common Control State, Turbocharger Control Valve 2, Turbocharger Control Valve VW Common Control State, Turbocharger Control Valve, Turbocharger Turbine Inlet Valve VW Common Control State, Turn Signal Front Left 2 Test Control Value, Turn Signal Front Right 2 Test Control Value, Turn Signal Lamp Acoustic Signal, Turn Signal Light Test Control Value, Turn Signal Side Left Test Control Value, Turn Signal Side Right Test Control Value, Turn Signals Left Test Control Value, Turn Signals Left, Turn Signals Right Test Control Value, Turn Signals Right, Turn Signals Test Control Value Side Selection, Turn Signals Test Control Value Start Parameter, TV

Camera Activation Request Control Value 1, Tweeter Speaker Front Left Control Value, Tweeter Speaker Front Left, Tweeter Speaker Front Right Control Value, Tweeter Speaker Front Right, Tweeter Speaker Motor Fr Right Ctrl Value Retractable Speaker, Tweeter Speaker Motor Front Left Ctrl Value Retractable Speaker, Tweeter Speaker Motor Front Left Retractable Speaker, Tweeter Speaker Motor Front Left, Tweeter Speaker Motor Front Right Retractable Speaker, Tweeter Speaker Motor Front Right, Tweeter Speaker Rear Left Control Value, Tweeter Speaker Rear Left, Tweeter Speaker Rear Right Control Value, Tweeter Speaker Rear Right, Underfloor Lighting Test Control Value, Unlock Charging Plug Test Control Value, Unlock Charging Plug Test, Upper Backrest Adjustment Test Control Value, USB Functional Test, Vacuum Pump For Brakes Actuation Control Value On OFF, Valet Parking Indicator Lamp, Valet Parking Warning Lamp Control Value, Valve For Engine Mounting 1, Valve For Engine Mounting 2, Valve For Transmission Mounting 1, Valve For Transmission Mounting 2, Variable Intake Manifold VW Common Control State, Variable Intake Manifold, Variable Intake System, Veh Stabilization Prog SW Vlv 1 Ctrl Val On Off, Veh Stabilization Prog SW Vlv 1 VW Local Ctrl St, Veh Stabilization Prog SW Vlv 2 Ctrl Val On Off, Veh Stabilization Prog SW Vlv 2 VW Local Ctrl St, Vehicle Conditioning, Vehicle Inclination Sensor Indicator Lamp, Vehicle Stabilization Program Switch Valve 1 Ctrl Value On OFF, Vehicle Stabilization Program Switch Valve 2 Ctrl Value On OFF, Vehicle Starter Interlock Control Value, Vehicle Starter Interlock Vehicle Starter Interlock, Vehicle Velocity Signal Test Control Value Pullup Resistor, Video Signal Test Input Output Control Parameter, Visual Comfort Operation/Closing Confirmation, Volume Control Valve 1 VW Common Control State, Volume Control Valve 2 VW Common Control State, Wakeup Cable Activation Of BCM, Warning Beeper Control Value Tonauswahl, Warning Beeper Warning Beeper, Warning Beeper, Warning Buzzer, Warning Lamp For Adaptive Light Test Control Value, Warning Lamp, Warning Lamps, Warning Message, Warning Signal Charging Level In Percent, Warning Signal Control Value Premonition Level, Warning Tone Generator, Washer Fluid Level Indicator Lamp, Washer Jet Heating Test Control Value, Washer Jet Heating Test Input Output Control Parameter, Wastegate Solenoid Valve, Wastegate VW Common Control State, Wastegate, Water Cooling Bypass Vlv Charge Air Cooling VW Com Ctrl State, Water Mixing Act Chrg Air Cooling VW Com Ctrl St, Water Mixing Actuator Charge Air Cooling VW Common Ctrl State, Water Mixing Actuator VW Common Control State, Water Pump Setpoint, Water Valve Setpoint, Wheel Speed Sensor Test Executiontime, Wheel Speed Sensors Index Error Test Control Value Axle, Wind Deflector Movement Control Value Direction Of Movement, Wind Frame Latch Direction Selection, Window Head Up Display Test Control Value, Window Regulator Front Down Actuation Time, Window Regulator Front Down Start Parameter, Window Regulator Front Up Actuation Time, Window Regulator Front Up Start Parameter, Window Regulator Long Drop Position Control Value, Window Regulator Lowering, Window Regulator Motor, Window Regulator Raising, Window Regulator Rear Down Actuation Time, Window Regulator Rear Down Start Parameter, Window Regulator Rear Up Actuation Time, Window Regulator Rear Up Start Parameter, Window Regulator Test Driver Side Front Control Value, Window Regulator Test Driver Side Rear Control Value, Window Regulator Test Passenger Side Front Control Value, Window Regulator Test Passenger Side Rear Control Value, Window Shade Motor Rear, Window Wiper Front Position Test Control Value, Window Wiper Front Test Control Value Wiper Cycles, Window Wiper Front Test Control Value Wiping Level, Window Wiper Front Test Control Value, Window Wiper Module Rear Test Control Value, Window Wiper System Rear Test Control Value, Windscreen Heater For Camera Control Value, Windscreen Heater For Camera, Windscreen Heater For Lane Departure Warning, Windscreen Heating Control Value, Windscreen Heating Input Output Control Parameter, Windscreen Wiper: Position, Windshield Washer Jet Heating, Windshield Washer Pump Front, Windshield Washer Pump Rear, Windshield Washer Pump, Windshield Wiper Heater Element, Washer Jet Heater, Windshield Wiper Motor Stage 1, Windshield Wiper Motor Stage 2, Windshield Wiper Motor, Windshield wiper, Wiper Interval Rear, Wiper: Upper Reverse Point, Woofer Speaker Front Left Control Value, Woofer Speaker Front Left,

Woofers Speaker Front Right Control Value, Woofers Speaker Front Right, Woofers Speaker Rear Left Control Value, Woofers Speaker Rear Left, Woofers Speaker Rear Right Control Value, Woofers Speaker Rear Right, Yellow Function Lamp, Yellow Indicator Lamp For Lane Departure Warning Control Value, Yellow Indicator Lamp For Lane Departure Warning, Yellow Lane Keep.ass. Indic. Lamp, Yellow Warning Lamp Control State, Yellow Warning Lamp Control Value On Off, Yellow Warning Lamp Control Value VW Common Control State, Yellow Warning Lamp Control Value



Bosch Automotive Service Solutions Inc.

28635 Mound Road

Warren, MI 48092

USA

tech@boschdiagnostics.com

855-267-2483