

Bosch ADS Software Update – September 2022

Ver 5.2

<https://www.boschdiagnostics.com/diagnostic-systems>

Version 5.2 update introduces all new **2023 & more 2022** vehicle coverage and additional **ADAS** calibrations.

Enhance Pre/Post Scan Reports with new ‘Manage Photos’ feature: add more photos and new ability to label photos. Test reports now also have the ability to add photos.

Over 5,400 new special tests & 2,063 new system applications included in this update.

Software and coverage feature details provided in these release notes.



ADS X

ADS

Coverage Highlights (More Details start on Page 3)

2023 Coverage added – DTC, Data support and Bi-Directional functions

- **Alfa Romeo** – Giulia, Stelvio
- **Buick** – Enclave, Encore GX, Envision
- **Cadillac** – CT4, CT5, Escalade, Escalade ESV, Lyriq, XT4, XT5, XT6
- **Chevrolet** – Blazer, Bolt EUV, Bolt EV, Camaro, Corvette, Equinox, Express 2500/3500, Malibu, Silverado 1500/2500 HD/3500 HD, Suburban, Tahoe, Trailblazer, Traverse
- **GMC** – Acadia, Savana 2500/3500, Sierra 1500/2500 HD/3500 HD, Terrain, Yukon, Yukon XL
- **Jeep** – Compass, Gladiator, Grand Cherokee, Grand Cherokee L, Grand Wagoneer, Wagoneer, Wrangler
- **Mercedes** – CLS-Class, CLA-Class, GLB-Class, GLE-Class
- **RAM** – 1500 Classic, ProMaster 1500/2500/3500

2022 Coverage added – DTC, Data support and Bi-Directional functions

- **Mercedes** – C-Class, GLS-Class, Sprinter

Multiple Models and Years Coverage added - Bi-Directional functions

ADAS* – New ADAS calibration coverage:

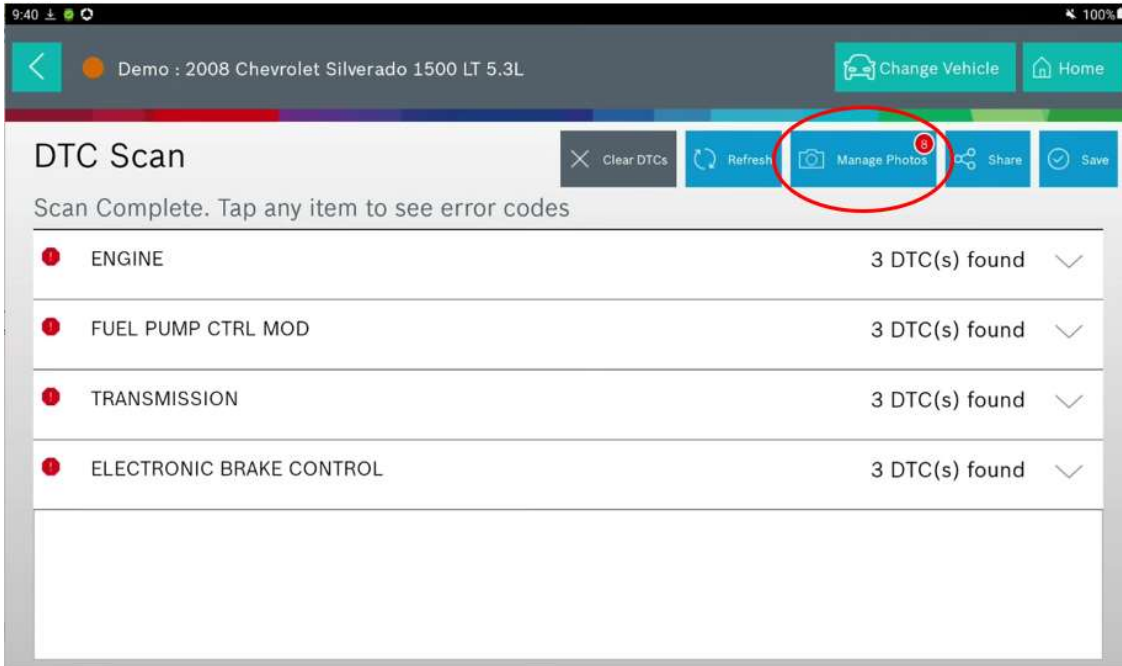
- **2022 Coverage:**
 - Audi – Front Radar Coverage for TT RS Quattro
 - GM – Front Camera Coverage for Silverado 1500 & Sierra 1500
 - Honda – Front Camera Coverage for Civic
 - Lexus – Blind Spot Coverage for IS300 & IS350
 - Mazda – All ADAS Functions for Mazda3
 - Toyota – Blind Spot Coverage for RAV4 Prime & Front Camera Coverage for Mirai
 - Volkswagen – Front Radar Coverage for Arteon
- **2021 Coverage:**
 - Mazda – All ADAS Functions for Mazda3

**All Dynamic ADAS calibrations are included in standard ADS Tool Subscription. Static calibrations that require ADAS targets and fixtures require additional ADAS Subscription used with ADS 625/625X.*


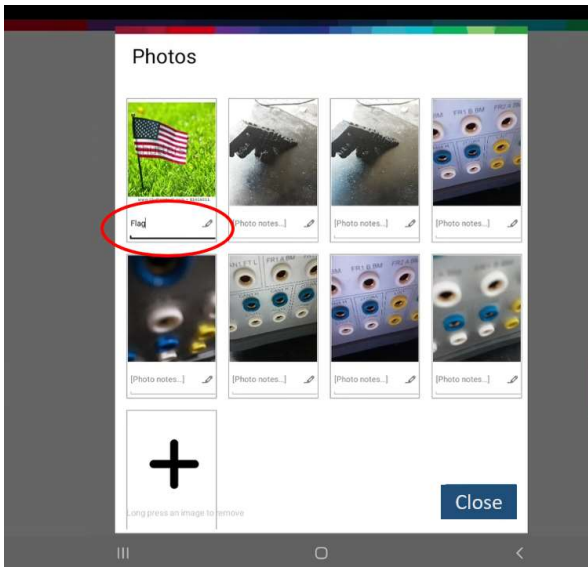
Software Highlights

Manage Photos Feature for Scan Reports

- After completing a DTC Scan, select Manage Photos to launch the Camera or upload existing photos from the Gallery

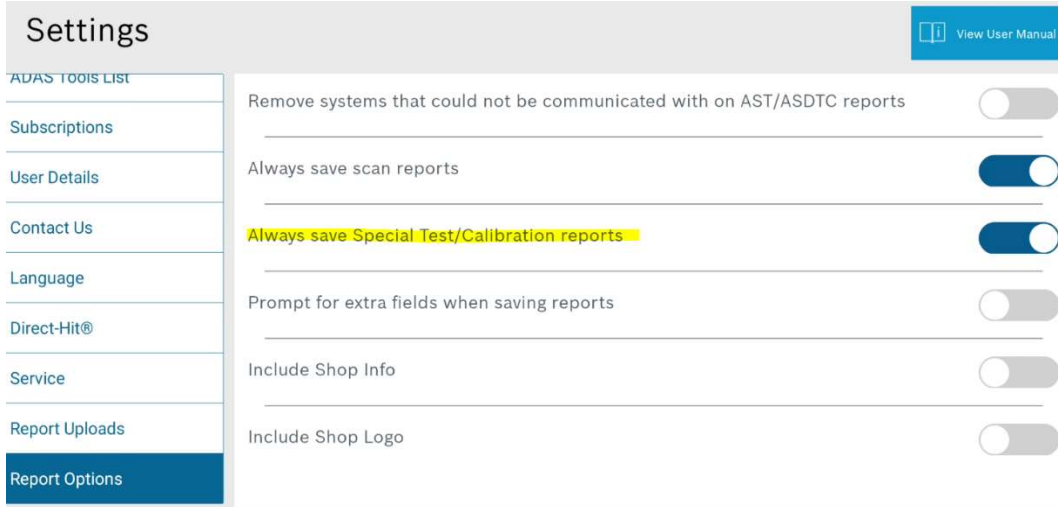


- Tap the “+” to access Camera or Gallery to upload photos. Users can also label individual photos. Tap Close when complete. Photos will appear in the Scan Reports after DTCs.



Manage Photos Feature Special Test & Calibration Reports

- Users now have the ability to include photos in Special Test & Calibration Reports
- First, from Settings, Report Options, ensure the “Always Save Special Test/Calibration Reports” setting is turned on.



- During a special test or calibration, select Manage Photos to launch the Camera or upload existing photos from the Gallery, then follow the prompts to add and label photos.
- Photos will appear at the bottom of Saved Special Test Reports.

SPECIAL TEST REPORT

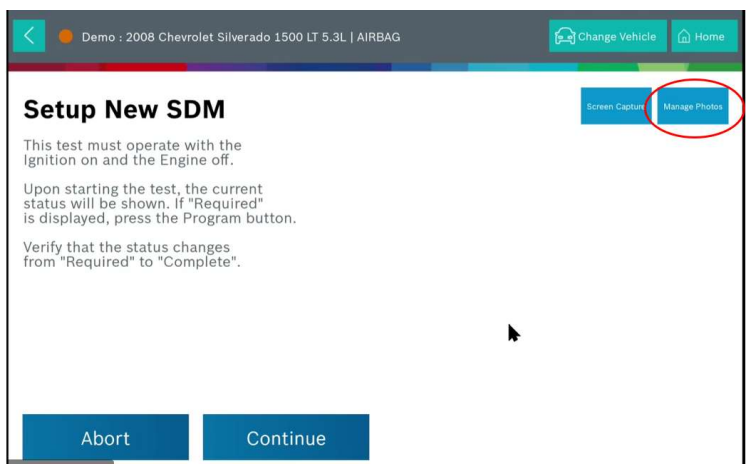
Generated: 09/22/2022 1:25 PM EDT
 Repair order:
 Technician ID:

Year	2008	Scan Date	09/22/2022 1:25 PM EDT
Make	Chevrolet	VIN	
Model	Silverado 1500	Odometer	
Submodel	LT		
Engine	4.8		

SIMULATION DATA ONLY - DEMO MODE

TEST INFORMATION	
Setup New SDM	
Test Result	Complete

PHOTOS



New Coverage Details – USA Domestic

New Chrysler/Dodge/Jeep/Ram Coverage

- Added coverage for 396 new system applications

233 new Adjustment type special tests:

ABS Bleed Brakes, ABS Initialization, ABS Unit Bleed, ABSO Initialization, Active Grill Shutter Replaced, Actuator Calibration, AFLS Calibration, ASCM Initialization, Auto High Beam Demo Mode Test, Back Lighting, Bleed Brakes, Brake Fluid Replacement/Brake Fluid Reservoir Substitution, Brake Pedal Calibration, Calibrate Liftgate, Calibrate Tandem Master Cylinder Sensor, Calibration Routine, Caliper EPB substitution, CAM Crank Relearn Routine, Change Country Code, Channel Output Test, Check PCM VIN, Clear All Learned Seat Parameters, Clear DEF Pump Learned Offset Values, Clear Engine Auto Restart Crank Counter, Clear Learning Value, Clear Misfire TLC, Clear Steering Pull Compensation, Clear Stored Accumulated Fuel Mass, Clear TPM Sensor Rolls Test Results, Clear Variable Line Pressure Counters, Closed Coupled Replacement, Clutch Pedal Learn, Configure License Plate Size, Coolant Three Way Valve Replaced, Coolant Three Way Valve, Crankshaft Pos. Variation Learn, Diesel Particulate Filter Regeneration, DPF Pressure Sensor Reset, DPF Regen, DPF Replacement, Driving Regeneration Request, Dual Alternator Enable/Disable, Dual Fuel Tank Enable / Disable, ECU Replacement With Value Transfer, EGR Coolant Regeneration, EGR Low Pressure Learn, EGR System Test, EGS Initialization, Electric Park Brake Management, Emissions Rolls Test Mode, Enable / Disable Vehicle Features, Enable Brake Pedal, Enable/Disable Seatbelt Minder Chime, Enable/Disable The Roll Bench Mode, Engine Idle Shutdown Feature Enable/Disable, EPB Assembly Check, EPB Service Procedures, Exhaust Phaser 1 Cleaning, Exhaust Phaser 2 Cleaning, Exit Logistic Mode, Exit Shipping Mode, FCM Enable Emissions Rolls Test Mode, Fire Protection System Activate, Fleet Pin Reset, Front Brake Disc Substitution, Front Caliper Substitution, GSE Injector Adaptation, Headlamp Leveling, High Temp Cabin Valve Cal/Test, HVAC Actuator Calibration Test, HVAC FGA Self Learning Motors Test, Idle Shutdown Timer Adjustment, Initialize ABS, Initialize Cluster Configuration w/o Odometer Affect, Initialize CVT, Initialize ORC, Injector Quantity Adjustment, Intake Phaser 1 Cleaning, Intake Phaser 2 Cleaning, IPC Proxi Configuration, Key FOB Identification, Key Fobs Linked To Memory, KeySense PIN Reset, Learn ETC, Light Rain Sensor Calibration, Longitudinal And Lateral Sensor Calibration, Longitudinal Sensor Calibration, Low Temp Coolant Fill - Active Pump, Low Temp Coolant Fill - Passive Pump, Mass Air Flow Sensor Initialization, Microphone Output Short Test, Microphone Tone Test, Modify Volumetric Sensors Sensitivity, Most Recent Cool Down Test Results, New Engine Installed, Non-Volatile Memory Reset, OCM System Verification Test, Oil Change Light Reset, Oil Change Monitor Type, Oil Life Restore, Oil Service Reset, Original VIN Lock, Pressure Sensor Calibration, Production State, Program Engine Serial Number, Program Tire Sensor Identifications, Program Tire Size, Program Variant Coding, Proxi Configuration Alignment, Proxi Configuration, PTO RPM Adjustment, PTO Settings, Quick Learn, Quicklearn 62TE, Quicklearn Non RFE, Quicklearn RFE, RAM Active Air Box Calibration, Rear Brake Disc Substitution(Continental), Remote Start Temporary Disable, Reset Adaptive After Oil Change, Reset Adaptive Memory, Reset Adaptive Values, Reset Adaptives After Block Change, Reset After Replacement Of Lambda Sensor, Reset Air-Fuel Adaptives, Reset Angle Offset, Reset Camshaft Adaptives, Reset Clutch Capacity Adaption, Reset ECU, Reset Enhanced Automatic Oil Change Indicator, Reset Error Free Operation Time to 40 Hours, Reset H2O Lamp, Reset High Voltage Cable Open DTC, Reset Memory, Reset of Lambda Values, Reset of SCR Long Term Adaptation Factor, Reset Parameters to Default, Reset SCR Mileage Counter to 200 Miles, Reset Service Information, Reset service Oil (for only Twinair), Reset Turbo Adaptives, Reset Turbo Over Boost Counter, Reset VCM Adaptives, Reset VVA Freeze Incorrect Request,

Reset Zero Fuel Quantity Calibration, Rollover Detection, SCR DEF Tank Fluid Level Filter Reset, SCR System After ECU Replacement Procedure, SCR System Catalyst Reset, SCR System Dosing Module Replacement, SCR System Pressure Line Replacement, SCR System Tank or Pump Replacement, SCR System Wiring Harness Replacement, Sensor Wiring Test, Service Procedures, Set Axle Type, Set Max Cruise Speed, Set Max Vehicle Speed, Set Ride Height Level, Settling Group Caliper and Brake Pads, Snorkel Output Test, Standardization, Stationary Desoot (DPF Regen), Steering Angle Calibration, Store Learned TCU Adaptives, System Air Mass/Pressure/Ride Height Readings, TCC Break In, TCM Reset Learned Adaptives Routine, Throttle Body Self-Learning, Tip Start Temporary Disable, Tire Pressure Sensor Registration, TLC Learn, TPMS Calibration, Turbo Actuator Pre-Align / Self Calibrate, Update Front and Rear Axle Nominal Tire Pressure Values, Update Pressure Thresholds, Valve Body Solenoid Learn, VGT Learn, VGT Sector Gear Hysteresis Test, View/Reset Duty Cycle Maps, VIN Lock, Write Pinion Factor, Write VIN, ABS Bleed Brakes, Accessory Delay, Activate Driver and Passenger Head Restraint, Auto Door Lock Routine, Auto Door Lock, Auto Door Unlock, Bleed Brake Procedure, Brake Bleed (3 Channel), Brake Bleed Procedure, Change Language Preferences, Change Measurement Units, Clear CAN BUFFER Count, Clear Last Remote Start Event Data, Clear Last VTA Trigger, Clear Remote Start Abort Data, Clear Remote Start Inhibit Data, Clear TPM Sensor Warnings, Clock Display, Enable/Disable DRL, Entry Time, Erase Calibration value storage, Flash Lamps with Lock, Initialization, Initializing ECU, Light Rain Sensor Re-adaption, Longitudinal G Sensor Calibration, Manual Hard Drive Back-up, Multi-Channel Configuration Tone Test, Overboost counter reset, Phonic Wheel Tooth Learning Reset, Purge fuel circuit reset, RDU Replacement, Remote Start Override, Reset Camshaft Adaptive, Restore Customer Programmable Features, SAS Initialization, Seat Belts Alarm Enable, Seatbelt Alert System, Steering Angle Sensor Calibration, Throttle Body Self-Learn Activation, Tip Start Override, TPM Sensor Test, Turbocharger adaptive parameters reset, Turn off Gain Mode Override, Valve Variator Actuator (VVA) freeze wrong request reset, VCM Adaptive Parameter Reset After Block Change, VCM Adaptive Parameter Reset After Oil Change, VVL Cam Crank Relearn, Write VIN

2588 new Actuation type special tests:

"Hill Holder" system failure indication, 1st Gear Clutch Test (62TE), 1st Gear Clutch Test (Non-RFE), 1st Gear Clutch Test (RFE), 1st Row Ceiling Light, 2-3 Skip Shift Solenoid Control State, 2-4 Solenoid, 2-4 Solenoid State, 2C Or 2-4 Solenoid, 2nd Gear Clutch Test (62TE), 2nd Gear Clutch Test (Non-RFE), 2nd Gear Clutch Test (RFE), 2nd Prime Gear Clutch Test (RFE), 2nd Row Blend Door 1, 2nd Row Blend Door 2, 2nd Row Blend Door 3, 2nd Row Blend Door 4, 2nd Row Ceiling Light, 2nd Row Center Seat Backrest Release Actuator, 2nd Row Headrest Release Switch, 2nd Row LT Easy Entry-Exit Switch 2, 2nd Row LT Latch Switch, 2nd Row LT Seat Backrest Release Actuator, 2nd Row LT Seat Easy Entry Release Actuator, 2nd Row LT Seat Fold Switch, 2nd Row LT Seat Headrest Release Actuator, 2nd Row Mode Door 1, 2nd Row Mode Door 2, 2nd Row RT Easy Entry-Exit Switch 2, 2nd Row RT Latch Switch, 2nd Row RT Seat Backrest Release Actuator, 2nd Row RT Seat Easy Entry Release Actuator, 2nd Row RT Seat Fold Switch, 2nd Row RT Seat Headrest Release Actuator, 2WD Rolls Mode, 3rd Gear Clutch Test (62TE), 3rd Gear Clutch Test (Non-RFE), 3rd Gear Clutch Test (RFE), 3rd Row Ceiling Light, 3rd Row Fold-Unfold Switch 1 Left, 3rd Row Fold-Unfold Switch 1 Right, 3rd Row Fold-Unfold Switch 2 Left, 3rd Row Fold-Unfold Switch 3 Left, 3rd Row Fold-Unfold Switch 3 Right, 3rd Row Headrest Release, 3rd Row Headrest Release Switch, 3rd Row LT Recline Switch FWD, 3rd Row LT Recline Switch RWD, 3rd Row LT Seat Folding Motor 1, 3rd Row LT Seat Folding Motor 2, 3rd Row LT Seat Headrest Release Actuator, 3rd Row Mode Door 1 Actuator Position, 3rd Row Mode Door 2 Actuator Position, 3rd Row RT Recline Switch FWD, 3rd Row RT Recline Switch RWD, 3rd Row RT Seat Folding Motor 1, 3rd Row RT Seat Folding Motor 2, 3rd Row RT Seat Headrest Release Actuator, 4 Low Indicator, 4C Solenoid, 4C Solenoid State, 4th Gear Clutch Test (62TE), 4th Gear Clutch Test

(Non-RFE), 4th Gear Clutch Test (RFE), 4th Row Ceiling Light, 4WD, 4WD Auto, 4WD AUTO Indicator, 4WD Indicator, 4WD LED, 4WD Lock Indicator, 4WD Low, 4WD Neutral Indicator, A/C, A/C Clutch Relay Control State, A/C Compressor Clutch Relay Control State, A/C Indicator, A/C Pressure 5 Volt Supply, A/C Relay, A/C Request, A/C Select, ABS, ABS (Anti-lock Brake System) safety indication, ABS (Antilock Braking System) fault Lamp, Abs Failure Indicator, ABS fault Lamp, ABS Lamp, ABS Light, ABS Safety indication, ABS Safety lamp, ABS Static Test, ABS Warning Light, A-C Button, A-C Compressor Clutch Relay Control State, AC Condenser Fan, AC emergency shut off, AC Indicator, A-C INDICATOR, A-C Indicator PWM, AC Off For Vehicle Manoeuvring, AC Request, A-C Request, A-C Select, ACC Enter In-Plant Mode, ACM Wake Up, Activate Driver and Passenger Head Restraints, Activate Fuel Lift Pump, Activate TPM High Gain Mode, Active Booster Solenoid, Active Exhaust Valve 1, Active Exhaust Valve 2, Active Grill Shutter Test, Actuate All Heaters, Actuate All Seat Heaters, Actuate All Vents, Actuator Position, Actuator Test For SCR Device Relay, Actuator Test For Scrdevrly, Actuator Test Of Urea Back Flow Pump Actuator, Adjustable Pedal Disable Relay, Adjustable Pedal State, Aero LED, Aero Level, Aftertreatment System Performance Test, Air Bag, Air Bag Lamp, Air Bag Light, Air Condition, Air Condition Relay Control, Air Conditioner Relay Command, Air Dam Test, Air Mix Motor, Air Mode Motor, Air Spring Circuit Test, Air Suspension Leakdown Test, Airbag failure indication, Air-Bag failure indication, Airbag Failure Indicator, Airbag Fault Indicator, Airbag fault Lamp, Alarm/Doors Status Led, Alarm/Doors Status/Deterrence LED, Alarm-Doors Status-Deterrence LED, All Doors/Central Locks, All Doors-Central Locks, All LEDs On, All Stop Lights, All Stop Lights W-Combined Rear Lighting, All Stop Lights W-O Combined Rear Lighting, Alternator Current Limit, Alternator Fault Lamp, Alternator Field Control State, Alternator Field Duty Cycle, Alternator Field Duty-Cycle, Alternator Output Voltage Setpoint, Alternator Test, Alternator Voltage Set Point Value, Ambient Dimming, Ambient dimming command, Ambient Illumination; Interior, Ambient Lamp, Ambient Light, Ambient Temperature, AMP Output Short Test, AMP Output Tone Test, ANC Output Short Test, Antenna Loop Test, Antenna Power, Antenna Power State, Antilock brake (ABS) failure indication, Anti-lock Brake System (ABS) safety indication, Anti-Theft Enable Status, APM Status, Apply release brake rear left EPB, Apply release brake rear right EPB, Apply release electric brake EPB, Approach Light State, ASD Engine, ASR Button lamp, ASR Warning Lamp, ASR-ESP Safety indication, ASR-ESP Safety Lamp, Assist Call Button Green LED, Assist Call Button Red LED, Assist Call Green Day PWM, Assist Call Green LED Control PWM, Assist Call Green Night PWM, Assist Call Red Day PWM, Assist Call Red LED Control PWM, Assist Call Red Night PWM, ATMM Left Actuator Command -%, ATMM Left Actuator Command -Degrees, ATMM Left Actuator Command -Hz, ATMM Right Actuator Command -%, ATMM Right Actuator Command -Degrees, ATMM Right Actuator Command -Hz, Atmosphere Valve Test, Audio Routing, Audio Test, Audio Test For Subwoofer Specific, Audio Video Signal Detection, Auto - Backlight, AUTO Button, Auto Door Unlock Routine, Auto High beam headlamp indication, Auto High Beam Indicator, Auto Indicator, AUTO LED, Auto Shutdown (ASD) #1 Relay Control State (Left Bank), Auto Shutdown (ASD) #2 Relay Control State (Right Bank), Auto Shutdown (ASD) Relay Control State, Auto Shutdown Relay Control State, AutoApply function, Autocheck, Automated Driver Door Ajar Signal, Automated Driver Door Open, Automatic Gear Box Fault Lamp, Auxiliary Coolant Pump, Auxiliary Fuel Pump, AVAC Motor Central Position, AVAC Motor Down Most Position, AVAC Motor Up Most Position, Average Ambient Temperature, AWD System Switch, BACK button, Back Buttons, Background LED Illumination Level, Background LED State, Backlight 1 Level, Backlight 2 Level, Backlight 3 Level, Backlight 4 Level, Backlight 5 Level, Backlight 6 Level, Backlight 7 Level, Backlight 8 Level, Backlight Control, Backlight Control - Heated Seats, Backlight Control - Other, Backlight Control-Backlight PWM1, Backlight Control-Backlight PWM2, Backlight Control-Backlight PWM3, Backlight Control-Backlight PWM4, Backlight Control-Backlight PWM5, Backlight Control-Backlight PWM6, Backlight Control-Blue Driver/Passenger Temp Down, Backlight Control-Display PWM, Backlight Control-HVAC Recirc/AC/Front Def/Rear Def, Backlight Control-LED Jewel

Indicator auto, Backlight Control-LED Jewel Indicators excluding Auto, Backlight Control-Red Driver/Passenger Temp Up, Backlight Control-Sapphire Blue Enter/Mute Knobs, Backlight Control-Sapphire Blue HVAC Auto/Fan Off, Backlight Control-Sapphire Blue Knob Halo Rings, Backlight Control-Sapphire Blue Lower Row Switchbank Buttons, Backlight Control-Sapphire Blue Screen Off, Backlighting, Backlighting Test, Backlighting: Driver Temp Down, Backlighting: Driver Temp Up, Backlighting: Knob Halo White Backlighting, Backslide Window, Backup Alarm, Backup Light, BACKUP LIGHT L-R, Backup Lights, Baggage Lamps, Balance Level Settings, Balance Settings, Bass Level Settings, Bass Settings, Battery Bad (Red), Battery charge indication, Battery Charge LEDs, Battery Coolant Heater, Battery Coolant Pump, Battery Good (White), Battery LED 1, Battery LED 2, Battery LED 3, Battery LED 4, Battery LED 5, Battery LED 6, Battery LED 7, Battery LED 8, Battery LED 9, Battery Voltage LEDs, Battery Voltage Output, BCI LED Control, Bed Lamp, Bilevel Indicator, Blind Spot Indicator State, Blower Down Button, Blower Knob - Backlight, Blower Motor, Blower Motor Speed, Blower Up Button, Blue Cooled Seat Indicators, Blue Heated Seat Indicators, Blue Lights, Blue Temperature Bar, Boost Low Pressure Actuator, Boost Pressure, Boost Pressure Actuator, Both Headlamps Max High Position, Both Headlamps Max Low Position, Brake Failure Indicator, Brake Indicator, Brake Lamp, Brake Light, Brake pad wear indication, Brake State Output, Brake Switch, Brake Sys Fail Ind (EBD Included) - Park Brake Indication, brake system failure indication (EBD included), Brake system failure indication [BRAKE], Brake System Failure Indicator / Parking Brake Indicator, BRAKE Text, Brake Warning Lamp, Brk Sys fail Ind (EBD Included) - Park Brk Ind, BSM Longitudinal G Sensor Test, BSM State, BSM Static Test, BSM Wake Up, BTSI, BTSI Coil Output Control, BTSI Control, BTSI Solenoid, Button 11 (Spare), Button 14 (Spare), Button 15 (Spare), Button 16 (Spare), Button 24 (Spare), Button 6 (Spare), Button 7 (Spare), Button 8 (Spare), Button Indicators, Button LEDs, Button Leds PWM Duty, Button Symbol Backlight PWM Duty, Button symbol Back-Light PWM Duty, Buttons Control, Buttons/Encoder Control-Button 1 (Front Defrost), Buttons/Encoder Control-Button 10 (FCW), Buttons/Encoder Control-Button 12 (Back), Buttons/Encoder Control-Button 13 (Screen Off), Buttons/Encoder Control-Button 14 (ESP), Buttons/Encoder Control-Button 16 (PTS), Buttons/Encoder Control-Button 17 (Mute), Buttons/Encoder Control-Button 18 (Enter), Buttons/Encoder Control-Button 19 (Rear Defrost), Buttons/Encoder Control-Button 2 (Driver Temp Up), Buttons/Encoder Control-Button 20 (Passenger Temp Down), Buttons/Encoder Control-Button 21 (Auto), Buttons/Encoder Control-Button 22 (Driver Temp Down), Buttons/Encoder Control-Button 23 (Recirc), Buttons/Encoder Control-Button 3 (Fan Off), Buttons/Encoder Control-Button 4 (Driver Temp Up), Buttons/Encoder Control-Button 5 (AC), Buttons/Encoder Control-Button 9 (Eco), Buttons/Encoder Control-Rotary 1 Detents (Volume), Buttons/Encoder Control-Rotary 1 Direction (Volume), Buttons/Encoder Control-Rotary 2 Detents (Fan), Buttons/Encoder Control-Rotary 2 Direction (Fan), Buttons/Encoder Control-Rotary 3 Detents (Tune), Buttons/Encoder Control-Rotary 3 Direction (Tune), Buttons/Encoder Control-Rotary 4 Detents, Buttons/Encoder Control-Rotary 4 Direction, Buzzer, Buzzer Control, Buzzer Output, Cabin Temperature Sensor, Camera Washer, Cargo Lamp, Cargo Light, Cargo Light Indicator, CARGO LIGHTS, Catalyst Efficiency Test, CEGR H-Bridge Valve Duty Cycle, Ceiling Light, Ceiling Light Front, Ceiling Light Rear Left, Ceiling Light Rear Left or Central, Ceiling Light Rear Right, Center High Mount Stop Lamp, Center Stop Lamp, Central high mounted Stop Light, Central high mounted Stop Light (CHMSL), Central Lock, Central Lock (Pass Side), Central Stop Lamp, Central Unlock, Channel 1 Audio Control, Channel 1 Audio Output Status, Channel 10 Audio Control, Channel 10 Audio Output Status, Channel 11 Audio Control, Channel 11 Audio Output Status, Channel 12 Audio Control, Channel 12 Audio Output Status, Channel 13 Audio Output Status, Channel 14 Audio Output Status, Channel 15 Audio Output Status, Channel 16 Audio Output Status, Channel 17 Audio Output Status, Channel 18 Audio Output Status, Channel 19 Audio Output Status, Channel 2 Audio Control, Channel 2 Audio Output Status, Channel 20 Audio Output Status, Channel 21 Audio Output Status, Channel 22 Audio Output Status, Channel 23 Audio Output Status, Channel 24

Audio Output Status, Channel 3 Audio Control, Channel 3 Audio Output Status, Channel 4 Audio Control, Channel 4 Audio Output Status, Channel 5 Audio Control, Channel 5 Audio Output Status, Channel 6 Audio Control, Channel 6 Audio Output Status, Channel 7 Audio Control, Channel 7 Audio Output Status, Channel 8 Audio Control, Channel 8 Audio Output Status, Channel 9 Audio Control, Channel 9 Audio Output Status, Charge Air Cooler Coolant Pump, CHARGE PLUG LOCK, CHARGE PLUG UNLOCK, Charge Port Command CAN, Charge Port Command Hard Wired, Charge Port Lock Motor, Charge Port Request Tester, Charge Port Un-Lock Motor, Check Engine - MIL Lamp, Check Engine (MIL) Lamp, Check Engine MIL Lamp, Check Engine-MIL (Malfunction Indicator Lamp), Check PCM Odometer, Chiller Shut-off Valve, CHMSL, CHMSL Control, CHMSL Lamp, CHMSL and Stop/Turn Lights, City Brake Control Off, Clearance Identification Lights Relay, Close Door, Clutch Output, Clutch Signal To ECM Output Control, CNG (Compressed Natural Gas) Reserve, CNG Failure - Reserve, CNG Indicator, CNG Injector Relay, CNG Shut Off Relay, CNG/Gasoline Forced Fuel Type, Cold Start Aid Driver 1, Cold Start Aid Driver 1 Output, Comando City, Comfort Closing And Opening, Comfort ClosingOpening, Comfort Enable, Comando City, Compressed Natural Gas, Compression Test, Compressor Circuit Test, Compressor Cool Down, Compressor Current, Compressor Running, Control All Solenoids, Control the steering column, Convenience Lamps Load Shed, Convenience/Reading Lamp, Convenience-Reading Lamp, Convertible Top, Cool Down Test Routine, Coolant Bad Indicator, Coolant Fill, Coolant Fill Active Pump, Coolant Good Indicator, Coolant High Temperature Auxiliary Electric Pump, Coolant high temperature indication, Coolant Over Temperature Indicator, Coolant Temp LED 1, Coolant Temp LED 2, Coolant Temp LED 3, Coolant Temp LED 4, Coolant Temp LED 5, Coolant Temp LED 6, Coolant Temp LED 7, Coolant Temp LED 8, Coolant Temp LED 9, Coolant Temp LEDs, Coolant Temperature, Coolant Temperature Indicator, Coolant Three Way Valve Test, Cooldown Test, Cooled EGR H-Bridge Valve System Test, Cooled Seat Driver High Indicator, Cooled Seat Driver Low Indicator, Cooled Seat Driver Med Indicator, Cooled Seat Passenger High Indicator, Cooled Seat Passenger Low Indicator, Cooled Seat Passenger Med Indicator, Cooler Bypass Valve, Cooling liquid temperature Indicator, Cooling Valve Position, Courtesy Lamp 2, Courtesy Lamps, Crankcase Ventilation, Crankcase Ventilation Heater, Cruise Control Activation, Cruise Control Lamp, Cruise Control System Indicator Test, Cruise Lamp, Cushion Extender Motor, Cyl 1 Deactivation Sol Cntrl State, Cyl 6 Deactivation Sol Cntrl State, Cyl 7 Deactivation Sol Cntrl State, Cylinder 1 Deactivation Solenoid Control State, Cylinder 1 UniAir valve command, Cylinder 2 UniAir valve command, Cylinder 3 UniAir valve command, Cylinder 4 Deactivation Solenoid, Cylinder 4 Deactivation Solenoid Control State, Cylinder 4 UniAir valve command, Cylinder 6 Deactivation Solenoid Control State, Cylinder 7 Deactivation Solenoid Control State, Cylinder Balance Test, D LED State, D+ Repetition Relay Command, Day Lights, Day Lights Left, Day Lights Left - Right, Day Lights Left -Right, Day Lights Right, Day Run Light (DRL) Parking Light Left, Day Run Light (DRL) Parking Light Left LED, Day Run Light (DRL) Parking Light Right, Day Run Light (DRL) Parking Light Right LED, Day Run Light (DRL) Parking Turn Light Left, Day Run Light (DRL) Parking Turn Light Right, Daylights and Position Left, Daylights and Position Right, Daylights Halogen Left, Daylights Halogen Right, Daylights Left, Daylights Right, Daylights Xenon Left, Daylights Xenon Right, Deactivation Parking Sensor, Dead Lock Relay, DeadLock Relay, DeadLock Relay-Independent Driver Door Unlock, DEADLOCK-SECONDARY LOCK (FT), DEADLOCK-SECONDARY LOCK (RR), Dedicated DRL Lamp Left, Dedicated DRL Lamp Right, DEF (Diesel Exhaust Fluid), DEF (Reductant) Pressure Line Heater Test, DEF (Reductant) Tank Heater Test, DEF Dosing Injection Quantity, DEF Reductant Doser Prime Override Test, DEF Reductant Doser Pump Override Test, Defeat Engine ON, Defrost Indicator, Diesel Cabin Heat 1, Diesel Cabin Heat 1 State, Diesel Cabin Heat 2, Diesel Cabin Heat 2 State, Diesel Cabin Heat 3, Diesel Cabin Heater #1, Diesel Cabin Heater #2, Diesel Cabin Heater #3, Diesel Cabin Heater 1, Diesel Cabin Heater 2, Diesel Cabin Heater 3, Diesel Cabin Heater 4, Diesel Fuel Heater, Diesel Fuel Heater Relay, Diesel Glow Plug 1, Diesel Glow Plug 2, Digital Inputs1 High Memory, Dimming

display, Dimming Graphics, Dimming Graphics LIN, Direct Backlight, Disable Level Control, Disable Passenger Airbag Lamp Request, Display Comfort, Display Dimming, Display Matrix, Display Start Inhibit Data, DNA Status LED 3, Door Ajar Indicator, Door Ajar Indicator Test, Door Ajar Signal To Front Ceiling Dome, Door Ambient Light State, Door Courtesy Lamp State, Door Handle Approach Lamp State, Door Handle Power, Door Handle Power Control, Door Handle Verification Test, Door Lock All, Door Locks, Door Open, Door Open Indicator, Door open Lamp, Door Puddle Lamp State, Door Status Led, Door Status LED Command, Door-Boot-Bonnet Open Indication, Door-Hood-Trunk Open Indication, Doors status - deterrence LED, Doors-Boot-Bonnet Open Indication, Double Start Override Relay, DOWN Select Button, Downstream lambda probe heater command, DPF (Particulate Filter Lamp) Lamp, DPF Lamp, DPF Reset Option, D-Pillar Recline Switch forward, D-Pillar Recline Switch rearward, DR Solenoid, Drive Away function, Drive style 2 LED, Drive Style 2 LED Command, Drive style 3 LED, Drive Style 3 LED Command, Driver Cooled Seat, Driver Door Ajar, Driver Door Ajar Signal To Manual Transmission Automated, Driver Door Ajar Signal To MTA (Manual Transmission Automated), DRIVER DOOR LOCK LED, Driver Door Lock-Unlock, Driver Door Unlock, Driver Doors Status - Deterrence LED, Driver Heated Seat, Driver heated seat relay command, Driver Side Seat Belt, Driver Temp Detents, Driver Temp Down Button, Driver Temp Rotary Direction, Driver Temp Up Button, DRIVER UNLOCK, Drivers Window Control, DRL, DRL - Front Park Lights, DRL Lamp, DRL Left, DRL Right, DSU LED Command 1, DSU LED Command 2, DSU LED Command 3, DTI FUEL TRANSFER RLY, DTI LTR CLNT PMP, DTI SPRCHRGR BPV MOTOR, Dual Speed Fuel Pump Relay, Dual Speed Oil Pump, Dual Speed Oil Pump Status, Dual Tank Aux LP Relay, Duct Sensor - Floor Left, Duct Sensor - Floor Right, Duct Sensor - Panel Left, Duct Sensors - Panel Right, Duct Sensors -Panel Right, Dump Valve, Dump valve command, Duty Cycle Purge Solenoid, EAC Compressor Speed Request, Easy Entry/Exit, EBD (Electronic Brake Distribution) safety indication, EBD Safety Lamp, EBD Warning Light, EBL Indicator, EBL Status, EC Mirror State, E-CALL Backlight LED, E-Call Button Backlight LED, E-Call Button Green LED, E-Call Button Red LED, E-Call Green Day PWM, E-Call Green Night PWM, E-CALL Green Status LED, E-Call Red Day PWM, E-CALL Red Error LED, E-Call Red Night PWM, ECC Percent Max Torque, ECM WAKEUP, ECO, ECO Button, ECO Indicator, ECO LED, ECO Led Command, ECO ON-OFF Indicator, ECO-LPG-SS-E-Costing LED Command, ECVD Compressor PWM Command, ECVD Compressor PWM Command~ECVD Compressor PWM Command, EGR Cooler Bypass, EGR DC Motor And Solenoid Valve, EGR DC Motor Sol Vlv Recir Vlv, EGR Duty Cycle, EGR Hi Pressure Motor Test, EGR Positioner, EGR Throttle Valve, EGR Valve Actuator Test, EGR Valve Replaced, EGR Valve Solenoid Duty Cycle, Electric Motor Control, Electric Park Brake, Electric Power Steering Failure Indication, Electric seat movement Relay, Electric Seat Movimentation Relay, Electric Thermostat Heater, Electric Thermostat Heater Solenoid, Electric Thermostat Heater Solenoid Duty Cycle, Electric Transmission Oil Pump, Electric Vacuum Pump, Electric Wastegate Valve, Electronic Brake Distribution (EBD) safety indication, Electronic Parking Brake (EPB) failure indication, Electronic Stability Control, Electronic Stability Control (ESC) Indicator, Electronic Stability Control (ESC) OFF lamp indication, Electronic Stability Control (ESC) system deactivation, Electronic Stability Control Deactivation Lamp, Electronic Stability Control Fault/intervention Lamp, Electronic Stability Control Off, Electronic Throttle Control Fault Lamp, Electronic Traction Control (ETC), Electronic Traction Control (ETC) Lamp, EMCC VLP Solenoid, Emergency Call Backlight LED PWM, Emergency Call Green LED PWM, Emergency Call Red LED PWM, Emissions Rolls Test Mode Is Active, EMTC Encoder Power Return, EMTC Encoder Power Supply (5V), Enable Door Locks, Enable Hands Free Module, Enable sunroof unit, Engine After Run Coolant Pump, Engine Check Lamp [MIL], Engine Digital Fan 1, Engine Digital Fan 2, Engine Misfire - EOBD Engine Fail, Engine Off Injector Toggle Test, Engine Oil Pump Valve, Engine RPM Control, Engine Running Injector Kill Test, Engine Speed Cluster, Engine Speed Output, Engine Temp LEDs, Engine Temperature, Engine Warm Up, Enter, Enter Button, Enter Plant Mode, EOBD And Engine System Fault Lamp, EPB (Electric park

brake) Button Led, EPB (Electric park brake) Red lamp, EPB (Electric park brake) Yellow lamp, EPB Button lamp, EPB Failure Lamp, EPB Function Lamp, EPB Service, EPB switch lamp, EPB Warning Light, EPS (Electric Power Steering) fault Lamp, EPS Indicator Lamp, EQ Loudness Test, ESC, ESC - HILL HOLDER Sys Fail Indicator, ESC (Elec Stability Ctrl) Sys Intervention - Fail Indication, ESC (Electronic Stability Control) deactivation Lamp, ESC (Electronic Stability Control) fault-intervention Lamp, ESC (Electronic Stability Control) OFF (deactivation), ESC (Electronic Stability Control) Safety lamp, ESC (Electronic Stability Control) Sys Intrvntn - fail Ind, ESC (Electronic Stability Control) System Deactivation, ESC (Electronic Stability Control) system failure, ESC Button Lamp, ESC Disable Lamp, ESC Indicator, ESC Malfunction Lamp, ESC Off, ESC OFF lamp, ESC ON-OFF Indicator, ESC Safety Lamp, ESC System Deactivation, Esc System Intervention / Failure Indication, ESCL 12 Volt Feed Control, ESCL Unlock Control, ESIM Forced Monitor Test, ESM Power Supply, ESP button, ESP Light, ETC (Electronic throttle control) fault Lamp, ETC Failure Indication, ETC Indicator Test, ETC Lamp, ETC System Test, ETC Throttle Follower Test, EVAP Purge Valve, Evap Sensor Temperature, Evaporator Sensor Temperature, Evaporator Temp Sensor, Evaporator Temperature Sensor, EVCU Wake Up, Exhaust Brake, Exhaust Brake Auto Green, Exhaust Brake Yellow, Exhaust emission control system indication, Exhaust Gas Cooler Bypass Valve, Exhaust Gas Recirculation Valve, Extend Mileage With SCR Active Faults, External Mirror Fold, External Mirror Unfold, External Temperature, Externalcrown Light Rear Left LED, Externalcrown Light Rear Right LED, Externally Controlled Variable Displacement (ECVD) Command (DC), F L Heat Seat Request - Output, F L Vent Seat Request - Output, F R Heat Seat Request - Output, F R Vent Seat Request - Output, Faceplate Controls, Faceplate Controls- U CONNECT, Faceplate Controls-AM FM, Faceplate Controls-AUDIO Push Button or AUDIO, Faceplate Controls-AUX, Faceplate Controls-BACK, Faceplate Controls-DISC, Faceplate Controls-Eject, Faceplate Controls-EJECT or OPEN/CLOSE, Faceplate Controls-FF or TUNE UP, Faceplate Controls-INFO, Faceplate Controls-LIST, Faceplate Controls-LOAD, Faceplate Controls-MEDIA, Faceplate Controls-Menu, Faceplate Controls-MUSIC TYPE, Faceplate Controls-NAV, Faceplate Controls-POWER ON Push Button, Faceplate Controls-PRESET 1, Faceplate Controls-PRESET 2, Faceplate Controls-PRESET 3, Faceplate Controls-PRESET 4, Faceplate Controls-PRESET 5, Faceplate Controls-PRESET 6, Faceplate Controls-RADIO or RADIO/MEDIA, Faceplate Controls-REPEAT PROMPT, Faceplate Controls-RW or TUNE DOWN, Faceplate Controls-SAT, Faceplate Controls-SCAN, Faceplate Controls-SET, Faceplate Controls-SET UP, Faceplate Controls-TIME, Faceplate Controls-VR BUTTON, FAD Feedback Voltage, FAD Lock Request, FAD Power Output, FAD Request Output, FAD Supply Voltage, Fade Settings, Fader Level Settings, Fan Climate Relay, Fan Clutch PWM Duty Cycle Output, Fan Clutch Test, Fan Control, Fan Off Button, Fan Rotary Detents, Fan Rotary Direction, Fault Message F1 -Service Air Suspension, FCW Button, FCW Off (Deactivation), FCW System Intervention-Failure, Feature Pin, Fill Spring From Reservoir, First Pass Cool Down Test Results, First Row Driver Seatbelt Buckle Sensor-Switch, First Row Passengers Seatbelt Buckle Sensor-Switch, Flasher - Rear backup Left Light, Flasher - Rear backup Right Light, Flasher Front Left, Flasher Front Right, Flasher Rear - Lateral Left, Flasher Rear - Lateral Right, Flasher-Rear backup Left Light, Flasher-Rear backup Right Light, Flipper Glass, Flipper Glass 2, Floor Indicator, Fog Front Light Left, Fog Front Light Right, Fog Lamp, Fog Lamps, Fog Light Led, Fog Lights, Fog Rear Light Or Second Backup Light, Foot Well, Foot Well/Halo Lamps, Foot Well-Halo Lamps, Forward Collision Warning OFF, Freeze Current State, Frequency Step Selection, Frequency Step Selection Tuner AM-FM, Frequency Step Selection Tuner FM2, Front Axle Disconnect HSD, Front Axle Disconnect LSD, Front Axle Lock Enable, Front Blower CFM, Front Blower Control, Front Blower Motor, Front Blower Potentiometer Knob Position, Front Blower Speed, Front Blower State, Front Ceiling Light, Front Ceiling Light - Inadvertent Lights, Front Ceiling Light + Inadvertent Lights, Front Ceiling Light Command Enable, Front Collision Off, Front Collison Off, Front Defrost, Front Defrost Backlight, FRONT DEFROST button, Front Defrost Indicator, Front Defrost-Max Defrost

Button, Front Driver window lifter command, Front Driver Window Lifter Command Down, Front Driver Window Lifter Command Up, Front DRL Light Xenon, Front Fog, Front Fog Lamp, Front fog lamp indication, Front Fog Lamps, Front Fog Light Left, Front Fog Light Right, Front Fog Lights, Front Fog Lights Halogen, Front Fog Lights Lamp, Front Foglights, Front Jet Wiper, Front Lateral Left Turn Lights, Front Lateral Right Turn Lights, Front Left Flasher, Front Left Heated Seat Button, Front Left Heated Seat Indicator, Front Left Parking Light, Front Lock doors command, Front Mode (Defrost Door) Actuation, Front Mode 1 Actuator Position, Front Mode 1 Defrost Actuator Position, Front Mode 2 Panel Actuator Position, Front Mode Actuator Position, Front Mode Door Actuator Position, Front Mode Potentiometer Knob Position, Front Off Road Camera Washer, Front Parking Light, Front Passenger Airbag Inhibition, Front Passenger window lifter command, Front Passenger Window Lifter Command Down, Front Passenger Window Lifter Command Up, Front Position Light Xenon, Front Position-DRL Light Halogen, Front Refrigerant Shut-off Valve, Front Right Flasher, Front Right Heated Seat Button, Front Right Heated Seat Indicator, Front Right Parking Light, Front Side Marker, Front Temp Potentiometer Knob Position, Front Unlock, Front Vertical Motor, Front Wash, Front Washer, Front Wiper, Front Wiper (High/Low), Front Wiper (High-Low), Front Wiper (On/Off), Front Wiper (On-Off), Front Wiper Hi Speed, Front Wiper High Speed, Front Wiper Low Speed, Front Wiper Low-Int Speed, Front Wiper Test, Front/Rear Washer, Front-Rear Washer, Fuel Door Lock, FUEL DOOR UNLOCK, Fuel Filter Heater, FUEL FILTER HEATER - PARK (L-R), Fuel Filter Heating, Fuel filter humidity indication (JTD), Fuel filter water level warn lamp, Fuel Filter Water Level Warning Lamp, Fuel Injector, Fuel Injector 1, Fuel Injector 1 Control State, Fuel Injector 2, Fuel Injector 2 Control State, Fuel Injector 3, Fuel injector 3 Control State, Fuel Injector 4, Fuel Injector 4 Control State, Fuel Injector 5, Fuel Injector 5 Control State, Fuel Injector 6, Fuel Injector 6 Control State, Fuel Injector 7, Fuel Injector 7 Control State, Fuel Injector 8, Fuel Injector 8 Control State, Fuel Injector Balance, Fuel Injector Cleaning, Fuel Level, Fuel Level Gauge, Fuel Level indicator, Fuel Level LEDs, Fuel Level low, Fuel Level Output, Fuel Level Sensor Fail, Fuel Metering Unit, Fuel Metering Unit Actuator, Fuel Pre Supply Pump, Fuel Pressure Override, Fuel Pressure Regulated O/P (Bar), Fuel Pressure Regulator, Fuel Pressure Regulator Valve, Fuel Pump, Fuel Pump Relay, Fuel Pump Relay Control State, Fuel Reserve - Limited Range, Fuel reserve indication, Fuel System Run Up Test, Functional LED Illumination Level, Functional LED State, Gas Injector Relay, Gasoline Indicator, GATED PARK RELAY, Gated Park ZFII Output, Gated Park ZFII Output Control, Gear Position, Gear Selection, General Stop Function, Generator Ramp Time, Generator Speed Threshold, Generic failure indication, Generic Failure Monitoring Lamp, Generic Fault Lamp, Glass Washer Front, Glass Washer Rear, Glow Lamp, Glow Plug, Glow plug indication - Cold Start inhibition, Glow plug indication (JTD), Glow Plugs Lamp, Glow Plugs Lamp (diesel)-Cold Start Delay Inhibition, Glow Plugs Lamp (Diesel)-Cold Start Delay Inhibition, Glow Relay, Hand Brake-Braking System Fail-Brake Fluid Low Level, Haptic Motor, Hatch/Decklid Release, Hazard, Hazard LED, HCSS WAKEUP, Head Lamp Levelling, Head Lamp Wash, Head Lamp Washer Relay, Head Rest Actuation, Head Rest Relay, Headlamp Delay Time, Headlamp Leveling Position, Headlamp Leveling Standard, Headlamp Leveling Switch, Headlamp Washer, Headlamps On With Wipers, Heated Rear Window, Heated Rear Window Led Command, Heated Rear Window Relay, Heated Seat Driver High Indicator, Heated Seat Driver Low Indicator, Heated Seat Driver Med Indicator, Heated Seat LED, Heated Seat Passenger High Indicator, Heated Seat Passenger Low Indicator, Heated Seat Passenger Med Indicator, Heated Steering Wheel, Heated Steering Wheel Button, Heated Steering Wheel indicator, Heated Steering Wheel PWM Control, Heated Steering Wheel Request - Output, Heated Steering Wheel~Heated Steering Wheel, Heater EBL, Heater Rear Mirror, Heater Rear Window, Height Sensor Check, HEV Belt-Driven Coolant Pump Clutch Relay, HEV Engine Aux Heater LIN Coolant Pump, HEV Engine Belt-Driven Coolant Pump Clutch Relay, HEV Fuel Tank Isolation Valve Solenoid, HEV TPIM Inverter LIN Coolant Pump, HFM VR Phone Switch, High Beam, High Beam Headlamp Control And Indication, High beam headlamp indication, High Beam Indicator, High Beam Lamp,

High Beam Left, High Beam Light, High Beam Lights, High Beam Right, High Beam Xenon with shutter, High Beams, High Beams Lights, High Beams Lights Halogen, High Pressure Fuel Rail Test, High Pressure Fuel System Test, High Side For Diesel Filter Heater Relay Command, HIGH SIDE POWER SEAT RELAY, High Speed Engine Cooling Fan Control, High Speed Fan, High Speed Fan Relay, High Temp Aux Pump, High Temp Cabin Valve Rotation, High Temp Coolant Fill - Aux Pump, High Temp Shut-off Valve, High Voltage Battery Precharge Contactor Test, High Voltage Coolant Heater, Hill Ascending Button, Hill Ascending Indicator (Select Speed Lamp), Hill Hold Indicator, Hill-Holder Safety indication, Hill-Holder Safety Lamp, Hill-Holder Safety Lamp-Message, Hood Ajar, Horizontal Headrest Motor, Horizontal Motor, Horizontal Motor Backward/Forward, Horn, Horn Relay, Horn relay command, HPCR Duty Cycle, HPCR Duty Cycle Output, HSD 21W 1, HSD 21W 2, HSD 21W 3, HSD 21W 4, HSD FOR LED 1, HSD FOR LED 2, HSD RELAY 1, HSD RELAY 2, HSD RELAY 3, HSD RELAY 4, HSD RELAY 5, HSD RELAY 6, HSD RELAY 8, HUD Lighting Level, HVAC A-C Indicator, HVAC AUTO Indicator, HVAC Backlight Control, HVAC Cool Down Test, HVAC Front DEF Indicator, HVAC Mode Button, HVAC Power (OFF) Button, HVAC Rear DEF Indicator, HVAC REC Indicator, HVAC Self Test, HVAC SYNC Indicator, H-W Switched 12 V Supply, I/O Control All-Limp Home Mode active, I/O Control All-Red Lamp, I/P Illumination, Ice Led, ICR-HCR Relay, Idle RPM Test, Ignition ACC/RUN/START 1, Ignition Coil 1, Ignition Coil 10, Ignition Coil 2, Ignition Coil 3, Ignition Coil 4, Ignition Coil 5, Ignition Coil 6, Ignition Coil 7, Ignition Coil 8, Ignition Coil 9, Ignition Run, Ignition Run - Acc 1, Ignition Run - Acc 2, Ignition Run - Start, Ignition RUN 2, Ignition RUN/ACC 1, Ignition RUN/ACC 2, Ignition Run/Acc/PAD State, Ignition RUN/START, Ignition RUN/START 1, Ignition RUN-ACC 1, Ignition RUN-ACC 2, Ignition RUN-START, Ignition Start 1, Ignition Switch Run/Start Position Circuit, Immobilizer Antenna, Immobilizer Antenna Test, Immobilizer Failure, In Motion Menu, In Motion Menu Control, Indicator Channel, Indicator Control-A/C Indicator, Indicator Control-Auto Indicator, Indicator Control-FCW Indicator, Indicator Control-Front Defrost Indicator, Indicator Control-Indicator 1 (Auto), Indicator Control-Indicator 10 (SSO), Indicator Control-Indicator 11 (PPA), Indicator Control-Indicator 12 (LDW), Indicator Control-Indicator 2 (AC), Indicator Control-Indicator 3 (Recirc), Indicator Control-Indicator 4 (Front Defrost), Indicator Control-Indicator 5 (Rear Defrost), Indicator Control-Indicator 6 (ECO), Indicator Control-Indicator 7 (FCW), Indicator Control-Indicator 8 (Traction Control), Indicator Control-Indicator 9 (PTS), Indicator Control-LDW Indicator, Indicator Control-Park Sense Indicator, Indicator Control-Rear Defrost Indicator, Indicator Control-Recirc Indicator, Indicator Lamp Airbag, Indicator LED Illumination Level, Initiate P2BA9 SCR Refill Monitor, Injector 1 coil command, Injector 1 command, Injector 2 coil command, Injector 2 command, Injector 3 coil command, Injector 3 command, Injector 4 coil command, Injector 4 command, Injector Kill Test, Inlet Metering Valve, Inlet Valve FL, Inlet valve FL activation, Inlet Valve FR, Inlet valve FR activation, Inlet Valve Front Left, Inlet valve front left activation, Inlet Valve Front Right, Inlet valve front right activation, Inlet Valve Left Front, Inlet Valve Left Front (Normally Open), Inlet Valve Left Rear, Inlet Valve Left Rear (Normally Open), Inlet Valve LF(Normally Open), Inlet Valve LR (Normally Open), Inlet Valve Rear Left, Inlet valve rear left activation, Inlet Valve Rear Right, Inlet valve rear right activation, Inlet Valve RF (Normally Open), Inlet Valve Right Front, Inlet Valve Right Front (Normally Open), Inlet Valve Right Rear, Inlet Valve Right Rear (Normally Open), Inlet valve RL, Inlet valve RL activation, Inlet valve RR, Inlet Valve RR (Normally Open), Inlet valve RR activation, Input Test, Instrument Panel Dimming, Instrument Panel Illumination, Instrument Panel Illumination Level Output, Instrument Panel Dimming, Insufficient engine oil level, Intake Air Throttle Actuator, Intake Air Throttle Actuator Test, Intake Manifold Short Runner Valve (SRV) Solenoid Control State, Intake Manifold Short Runner Valve Solenoid, Intake Manifold Tuning Valve (MTV) Solenoid Control State, Intake Manifold Tuning Valve Solenoid, Intake Port Shut Off, Intake Throttle Duty Cycle, Intake Throttle Duty Cycle Output, Interior Ambient Lighting, Interior Convenience Lamps, Interior Convenience Lamps 2, Interior Convenience Lamps 3, Interior Panel Dimming Lamps, Interior Panel Dimming Lamps 2, Interior Vanity Lamps, Internal

Led Night Lights, Internal Night Lights, Internalcrown Light Rear Left LED, Internalcrown Light Rear Right LED, Inverter, Inverter Enable, Inverter Enable Command, Inverter Enable Relay, Inverter Status Indicator, Inverter Switch, IOD RELAY ON LSD, IP dimming command, I-P Illumination, IP Run 1, IP Run 3, IP Run Start 1, IP Run Start 2, IPC Self Test, IR Sensor Temperature, IRCM Heater, IRCM Relay Unlock Control, ITOS - Cabin Temperature, Key LED, Key LED PWM Duty, Key lock command, Key Pad Back Lighting, Key Removal Inhibit LOCK Control, Key Removal Inhibit UNLOCK Control, Key Solenoid Coil, Key Symbol Back-Light PWM Duty, Keypad Backlight Control, KeySense, KIN ACC LED State, KIN Antenna Power, KIN LED Control, KIN OFF LED, KIN OFF LED State, KIN RUN LED, KIN RUN LED State, KIN Start/Stop LED State, KIN Start-Stop Button (SSB) LED, KIN Start-Stop LED State, Knob Lock State, L/U And SEL On Off Solenoid, L/U Solenoid Current, Lamp Control, Lamps Actuation-Left leveling actuator position, Lamps Actuation-Right leveling actuator position, Lane Departure Warning - on not armed- on armed- on warning, Lane Departure Warning (LDW), Lane Departure Warning ON-OFF Indicator, Latch Motor Cinch Direction, Latch Motor Release Direction, Lateral Anti Tilt Sensor, Lateral Anti-tilt X Sensor, LC Solenoid, LCD Back-Light PWM Duty, LCD Display, LCD Symbols, LDP Solenoid, LDW Warning Indicator, Leak Detection Pump, Leak Detection Pump Forced Monitor Test, LED A/C, LED Control-LED 1 (Auto Control), LED Control-LED 2 (EBL), LED Control-LED 3 (Front defrost), LED Control-LED 4 (recirc), LED Control-LED 5 (A/C), LED Headlamp Leveling, LED Intensity Output, LED LF Heated Seat, LED Lock Inhibition Rear Widows Lifter, LED Rear Defrost, LED RF Heated Seat, LED Test - Damping Mode Automatic Active, LED Test - Damping Mode Hard / Sport Active, LED Test - Damping Mode Soft Active, Left (Front/Central/Rear) Turn Lights, Left (Front-Central-Rear) Turn Lights, Left (Front-Rear) Parking Lights, Left Air Catcher LED, Left Air Distribution Motor, Left Air Mix Motor, Left Air Mix Servo Motor Target Position, Left Auxiliary High Beam, Left Backrest Heat Seat Linear PWM Request -Output, Left Backup Lamp, Left Blend Actuator Position, Left Cushion Heat Seat Linear PWM Request -Output, Left Day Light Lamp, Left Daytime Running Lamp, Left DRL, Left DRL Light, Left Front Fog Lamp, Left Front Fog Lamps, Left Front Inlet Valve Solenoid, Left Front Outlet Valve Solenoid, Left Front Park Lamp, Left Front Park Lamps, Left Front Side Marker, Left Front Turn Lamp, Left Front Turn Lamp Output Status, Left Front Turn Signal, Left Headrest Dump, Left Heated Seat Lower Indicator, Left Heated Seat Upper Indicator, Left HID Lamp, Left High Beam, Left High Beam Lamp, Left High Beam Shutter, Left High Beam State, Left Low Beam, Left Low Beam Lamp, Left Low Beam Lamp Driver Output State, Left Low Beam-HID, Left Parking Lights, Left Rear AUX Turn Lamp, Left Rear Door Lock-Unlock, Left Rear Fog Lamp, Left Rear Fog Lamps, Left Rear Heated Seat Status, Left Rear Inlet Valve Solenoid, Left Rear Outlet Valve Solenoid, Left Rear Park Lamp, Left Rear Stop Light (Fixed), Left Rear Tail Light, Left Rear Tail Light + Side Marker, Left Rear Tail/Park Lamp, Left Rear Tail-Park Lamp, Left Rear Turn Lamp, Left Rear Turn Lamp (BUX), Left Rear Turn Lights (EMEA), Left Rear Turn Signal Lamp Status, Left Rear Turn Signal/Brake Lamp, Left Rear Turn/Stop Lamp, Left Rear Turn-Stop (NAFTA), Left Rear Turn-Stop Lamp, Left Rear Turn-Stop Light (Fixed), Left Reartail-Park Lamp, Left Recliner Switch, Left Reverse Lamp, Left Reverse Lamp 2, Left Reverse Lamp State, Left Seat Back Motor Adjustment, Left Seat Latch Motor Adjustment, Left Seat Stow Motor Adjustment, Left Side Markers, Left Signal Mirrors Side Repeaters, Left Signal Mirrors/Side Repeaters (BUX), Left Signal Mirrors-Side Repeaters (BUX), Left Signature Lamp, Left Solar Sensor Values, Left Stop-Turn Lamp, Left Temp Down -Backlight, Left Temp Down Button, Left Temp UP -Backlight, Left Temp Up Button, Left Temperature Door Position, Left Trailer Tow Turn/Stop Lamp, Left Trailer Tow Turn-Stop Lamp, Left TT Turn Stop Lamp State, Left Turn Indicator, Left Turn Light, Left Turn Light Front-Lateral, Left Turn Light indicator, Left Turn Light Status, Left Turn Lights, Left Turn Signal Indicator, Left Turn Signal Lamp, Left turn signal lamp indication, Left Vent Seat Linear PWM Request -Output, Left Ventilated Seat Lower Indicator, Left Ventilated Seat Upper Indicator, Level Not Permitted, LF Antenna Verification Test, LF Heated Seat Status, LF Power Window, License Plate Lamp, License Plate Lamp WK, Right Rear Rail Lamp

WD, License Plate Lamps, License Plate Light, License Plate Lights, License Plate Lights Command, Lift Pump Relay, Liftgate Release Motor, Light Parking, LIN Anti Tilt Sensor Check, LIN Line Request Check, LIN Siren Check, LIN Ultrasonic Sensors Check, Linear Hall, Linear Solenoid A, Linear Solenoid B, Linear Solenoid C, Linear Solenoid D, Linear Solenoid E, Linear Solenoid F, Linear Solenoid G, Load Level, Locate Learned Keys, LOCK 4WD, Lock Doors Command, Lock Rear Doors Relay, Longitudinal Anti Tilt Sensor, Low Beam Left, Low Beam Light, Low Beam Lights, Low Beam Lights Halogen, Low Beam Right, Low Beam Xenon, Low Beams, Low Engine Oil Level Indicator, Low Fuel, Low Fuel Lamp, Low Fuel Level Lamp, LOW LED, Low Pressure Feed Valve 1, Low Pressure Feed Valve 2, Low Pressure Feed Vlv 1(Normal close), Low Pressure Feed Vlv 2(Normal close), Low Reverse Solenoid, Low Speed Fan Relay, Low Temp Active Pump, Low Temp Passive Pump, Low Temp Passive Pump 1, Low Temp Passive Pump 2, Lower LED, Lowering, Low-Reverse Solenoid, LPF Front -Normally Closed), LPF LF-RR -Normally Closed), LPF Rear -Normally Closed), LPF RF-LR -Normally Closed), LPG Failure - Reserve, LPG Led Command, LR Door Ajar, LR DOOR LOCK LED, LR Power Window, LR Solenoid, LSCM (Low Speed Collision Mitigation), LSD FOR LED 3, LSU Heater 1, M LED State, Main Left Temperature 2 Actuator Position, Main Left Temperature Actuator Position, Main/Left Temp Selected, Main-Left Temp. Door Actuator Position, Main-Left Temp. Door Position, Main-Left Temperature Actuator Position, Malfunction Indicator Lamp, Master Ept Wake Up Output, Master ePT Wake Up Output 1, Maximum Engine Cooling Temperature Lamp, MCI Front -Normally Open), MCI LF-RR -Normally Open), MCI Rear -Normally Open), MCI RF-LR -Normally Open), Measure System Air Mass, Mechanical Controls, Memory Seat ECU Self Test, Metering Unit, Metering Unit Actuator, Micro Fan For Cabin Temperature Sensor, Mid Range Settings, Middle LED, Mid-Range Audio Level Settings, Mid-Range Settings, MIL Lamp, Minimum engine oil pressure indication, Minimum Engine Oil Pressure Indicator, Minimum Engine Oil Pressure Lamp, Mirror Direction Control, Mirror Fold, Mirror Fold Window Control, Mirror Heat State, Mirror Heater, Mirror LED, Mirror LED -Day-Night, Mirror LED Left State, Mirror LED -ON-OFF, Mirror LED Right State, MIRROR PUDDLE LIGHT L-R, Mirror Puddle Lights, Mirror Right LED State, Mirror Signal Lamp State, Mirror Vertical/Horizontal Direction, Mix Indicator, Mode, Mode 1, Mode 2, Mode 2 Actuator Position (Defrost Panel Door), Mode -Backlight, Mode Button, Mode Door 1 (Panel), Mode Door 2 (Defrost-Demist), Mode Door 3 (Floor), Mode Selection, Motor A Control, Motor B Control, Motor Brake State, Motor Control Close Output, Motor Control Open Output, Motorized Thermistor-Cabin Temp, MPFA Query Routine, MPFA Select Routine, MPFA Validate Routine, MS Solenoid, Multiair VVA Solenoid 1, Multiair VVA Solenoid 2, Multiair VVA Solenoid 3, Multiair VVA Solenoid 4, Mute, MUTE button, Mute Test, N LED State, Navigation Display Control, Navigation Menu Control, Neutral, Neutral Gate Test (62TE), Neutral Gate Test (Non-RFE), Neutral Gate Test (RFE), Neutral LED, Night lighting command, Night lights, N-Lock Solenoid State, NOx Sensor Replacement, O2 1/1 Heater Duty-Cycle, O2 1/2 Heater Duty-Cycle, O2 Heater Test, O2 Heater Tests, OBCM HW Wakeup Output, OBCM Pilot Switched 12V Reference, OBCM S2 Internal Switch, OBCM Wakeup, OBD Button 1 Pad 1, OBD Button 1 Pad 2, OBD Button 2 Pad 1, OBD Button 2 Pad 2, OBD Button 3 Pad 1, OBD Button 3 Pad 2, OBD Button 4 Pad 1, OBD Button 4 Pad 2, OBD Button 5 Pad 1, OBD Button 5 Pad 2, OBD Button 6 Pad 1, OBD Button 6 Pad 2, OBD Button 7 Pad 1, OBD PPPA -Pad 1, OBD PPPA -Pad 2, OFF Button, Offroad Level 1, Offroad Level 2, Oil Pressure Bad, Oil Pressure Good, Oil Pressure Lamp, Oil Pressure LED 1, Oil Pressure LED 2, Oil Pressure LED 3, Oil Pressure LED 4, Oil Pressure LED 5, Oil Pressure LED 6, Oil Pressure LED 7, Oil Pressure LED 8, Oil Pressure LED 9, Oil Pressure LEDs, Oil Pressure Output, Open Door Test, Open-Close, OPTIONAL HSD 1 PWM, OPTIONAL HSD 2 PWM, ORC RELAY CONTROL, Outlet Valve FL, Outlet valve FL activation, Outlet valve FR, Outlet valve FR activation, Outlet valve front left activation, Outlet valve front right activation, Outlet Valve Left Front, Outlet Valve Left Front (Normally Closed), Outlet Valve Left Rear, Outlet Valve Left Rear (Normally Closed), Outlet Valve LF (Normally Closed), Outlet Valve LR (Normally Closed), Outlet Valve Rear Left, Outlet valve rear

left activation, Outlet Valve Rear Right, Outlet valve rear right activation, Outlet Valve RF (Normally Closed), Outlet Valve Right Front, Outlet Valve Right Front (Normally Closed), Outlet Valve Right Rear, Outlet Valve Right Rear (Normally Closed), Outlet valve RL, Outlet valve RL activation, Outlet valve RR, Outlet Valve RR (Normally Closed), Outlet valve RR activation, Over Drive Solenoid, Over Drive Solenoid On Time, Over-Drive Solenoid, Overdrive Switch Test, Overdrive Switch Test (Non-RFE), OverDrive Switch Test (RFE), Oxygen Sensor 1 Heater, Oxygen Sensor 1/1 Heater Control State, Oxygen Sensor 1/1 Heater Duty Cycle, Oxygen Sensor 1/2 Heater Control State, Oxygen Sensor 1/2 Heater Duty Cycle, Oxygen Sensor 1-1 Heater Duty-Cycle, Oxygen Sensor 1-2 Heater Duty-Cycle, Oxygen Sensor 2 Heater, Oxygen Sensor 2/1 Heater Control State, Oxygen Sensor 2/1 Heater Duty Cycle, Oxygen Sensor 2/2 Heater Control State, Oxygen Sensor 2/2 Heater Duty Cycle, Oxygen Sensor 2-1 Heater Duty Cycle, Oxygen Sensor 2-1 Heater Duty-Cycle, Oxygen Sensor 2-2 Heater Duty Cycle, Oxygen Sensor 2-2 Heater Duty-Cycle, Oxygen System Heater Test, P LED State, PARK - SIGNATURE LEFT, PARK - SIGNATURE RIGHT, Park Assist Switch Simulation, Park Lamp State, Park LED, Park Light, Park Mode Level, Park Mode Pending, Park Pawl Actuator Control, Parking (Position) Lamp / Low Beam Headlamp Indicator, Parking (Position) Lamp Control And Indication, Parking (Position) Lamp Indication, Parking Assistant LED, Parking Brake And Low Brake Fluid, Parking Lamp, Parking Position Lamp Indication, Parking system not available, PARK-SIGNATURE LEFT, PARK-SIGNATURE RIGHT, Parttime LED, Pass Temp Down, Pass Temp Ujp., Passenger Airbag (PAB) Status, Passenger Airbag Deactivation Lamp, Passenger Airbag Disable Lamp, Passenger Airbag LED, Passenger and Rear Doors Unlock, Passenger Cooled Seat, Passenger Door Ajar, PASSENGER DOOR LOCK LED, Passenger Door Lock-Unlock, Passenger Door Power Window, Passenger Door Unlock, Passenger Doors Status - Deterrence LED, Passenger Heated Seat, Passenger Heated Seat Relay, Passenger heated seat relay command, Passenger Occupant Detection Sensor (ODS), Passenger Seat Belt, Passenger Temp Detents, Passenger Temp Down Button, Passenger Temp Rotary Direction, Passenger Temp Up Button, Pedals, Pedals Forward/Backward, Permanent Static System Fault, Pilot 1 (USV Front, Pilot 1 (USV LF-RR, Pilot 1 (USV1-Normally Open), Pilot 2 (USV Rear, Pilot 2 (USV RF-LR, Pilot 2 (USV2-Normally Open), Pilot Front (USV - Normally Closed), Pilot Valve 1, Pilot valve 1 activation, Pilot Valve 2, Pilot valve 2 activation, PL Solenoid Current, PLGM Chime Output, PLGM Drive Clutch Output, PLGM Drive Motor-Close Direction, PLGM Drive Motor-Open Direction, Pneumatic Intercooler Bypass, Pneumatic Waste Gate, Police Passenger Un-Lock Motor, Position Lamp, Position Lamp Telltale, Position Light Relay, Position Lights, Position Lights Lamp, Power (OFF), Power Down, Power Fold Seat Disable Relay #1, Power Fold Seat Disable Relay #2, Power Heated Front Window, Power heated rear window, Power limitation function, Power Mirror Feed Relay Control, Power On and Disable User Inputs, Power Side Step Module Actuation Test, Power Windows, PPPA, PPPA ON-OFF Indicator, Pressure Control Relief Valve (PCR - Normally Closed), Pressure Control Solenoid Valve, Pressure feed valve 2 activation, Pressure Regulator Valve, Pressure Value Correction Shut-Off, Pre-Supply Pump, Priming 1 (HSV Front, Priming 1 (HSV LF-RR, Priming 1 (HSV1-Normally Closed), Priming 2 (HSV Rear, Priming 2 (HSV RF-LR, Priming 2 (HSV2-Normally Closed), Priming Front (HSV - Normally Closed), Priming Valve 1, Priming valve 1 activation, Priming Valve 2, Priming valve 2 activation, Proportional Purge Solenoid, Proportional Purge Solenoid., Proportional Surge Solenoid, PTC Cabin Heater 1 Actuation, PTC Cabin Heater 2 Actuation, PTC Cabin Heater 3 Actuation, PTC Heater Relay 1, PTC Heater Relay 2, PTC Heater Relay 3, PTC Heater Request, PTC High Power (Relay), PTC Low Power (Relay), PTO, PTS Button, PTS Indicator, PTS ON-OFF Indicator, PTS Switch Simulation, PTU Position, Puddle Lamp State, Puddle Light, Puddle Light Command Driver Side, Puddle Light Command Passenger Side, Puddle light Driver (Door handle and door panel), Puddle light Driver side, Puddle light Passenger (Door handle and door panel), Puddle light Passenger side, Puddle Light Rear Driver(Door Handle And Door Panel), Puddle light Rear Left (Door handle and door panel), Puddle Light Rear

Passenger(Door Handle And Door Panel), Puddle light Rear Right (Door handle and door panel), Pump, Pump Control, Pump Motor Test, Purge canister valve command, Purge Solenoid Duty Cycle, Purge Valve Duty-Cycle, Purge Vapors Test, Put Radio Into AM Mode, PWM Fan Actuation Test, PWM Output, QVPM Enable Command, R L Heat Seat Request - Output, R LED State, R R Heat Seat Request - Output, Radiator Cooling Fan PWM Cntrl State, Radiator Cooling Fan PWM Control State, Radiator Cooling Fan PWM Duty Cycle, Radiator Cooling Fan PWM Duty-Cycle, Radiator Cooling Fan Relay 1, Radiator Cooling Fan Relay 1 Control State, Radiator Cooling Fan Relay 2 Control State, Radiator Fan 1, Radiator Fan 1 Duty Cycle, Radiator Fan 2, Radiator Fan 2 Duty Cycle, Radiator Fan 3, Radiator Fan Duty Cycle, Radiator Jalousie ShutterPosition, Radiator-Condenser Cooling Fan Relay 1 Control State, Radiator-Condenser Cooling Fan Relay 2 Control State, Radio, Radio Buzzer Control, Radio List Enter Button, Radio mode selection, Radio Mute Backlight, Radio Mute Button, Radio Power Button, Radio Screen OFF Backlight, Radio Screen OFF Button, Radio to enable speaker output, Radio Tone Test, Radio Volume, Rail Pressure, Rail Pressure Sensor Replacement, Rain and Automatic Lights Sensors Check, Raising, Raising Lowering Interrupted, Ram Active Air Box Test, Ram Box, Range Select Downshift Test Routine, Range Select Downshift Voltage, Range Select Upshift Test Routine, Range Select Upshift Voltage, Read VIN, Ready, Rear Axle Lock, Rear Axle Lock Enable, Rear Axle Locker Command, Rear Blend Door Output, Rear Blower CFM, Rear Blower Motor, Rear Blower Relay, Rear Blower Speed, Rear Blower Speed Output, Rear Blower State, Rear Ceiling Light, Rear Ceiling Light - Inadvertent Lights, Rear Ceiling Light + Inadvertent Lights, Rear Ceiling Light 1st Row, Rear Ceiling Light 2nd Row, Rear Ceiling Lights, Rear Defrost, Rear Defrost Backlight, Rear Defrost Button, Rear Defrost Button (EBL), Rear Defrost EBL, Rear Defrost Indicator, Rear Defrost LED, Rear Defrost State, Rear Department, Rear Door Status LED, Rear Driver Floor Duct Sensor Temperature, Rear Driver Panel Duct Sensor Temperature, Rear Fog, Rear Fog Lamp, Rear fog lamp indication, Rear Fog Lamps, Rear Fog Light, Rear Fog Light / Side Marker Lights, Rear Fog Light Lamp, Rear Fog Light or Second Backup Light, Rear Fog Light or Second Backup Light - Side Marker Lights, Rear Fog Light Status, Rear Fog Lights, Rear Fog Lights Lamp, Rear Fog Lights Left T2 Movable, Rear Fog Lights Right T2 Movable, Rear Fog T2 (Movable), Rear Heated Window, Rear I-Wipe State, Rear Left Parking Light, Rear Left Position Light, Rear Left Position Light Status, Rear Left Turn Light, Rear Left window lifter command, Rear Left Window Manual Mode, Rear Load Compartment Status LED Command, Rear Mode 1 Actuator Position, Rear Mode Door Output, Rear Parking Light - Side Markers, Rear Parking Light / Side Markers, Rear Parking Lights Command, Rear Parking Lights Command LED, Rear Reverse Light (Movable), Rear Right And Left Tail T2 (Movable), Rear Right Parking Light, Rear Right Position Light, Rear Right Turn Lamp, Rear Right Turn Light, Rear Right window lifter command, Rear Right Window Manual Mode, Rear Selection Indicator, Rear Speed Sensor Supply, Rear Stop Lights (Movable), Rear Temp Door Actuator Position, Rear Trunk light, Rear Turn Lights Left EMEA, Rear Turn Lights Right EMEA, Rear Vertical Motor, Rear Wash, Rear Window Defrost Lamp, Rear Window Washer, Rear Window Wiper, Rear Wiper, Rec Motor, Recirc, Recirc -Backlight, RECIRC button, RECIRC Indicator, Recirc. Door Actuator Position, Recirculation Door Actuator Position, Recirculation LED, Recirculation Motor, Recirculation Motor Position, Recirculation Pump, Recirculation pump activation, Recliner, Recliner Motor, Red Brake Lamp, Red Hazard Button, Red Heated Seat and Steering Wheel Indicators, RED Heated Seat Indicators, Red Temperature Bar, Reduce Speed, Redundant Ignition RUN/START Feed Output Control, Redundant Ignition RUN-START Feed Output, Redundant Ignition RUN-START Feed Output Control, Remote Start Antenna Test, Repetition Driver Door Open For MTA (NCR), Repetition driver door open for MTA (Robotic Gear), Reverse Gear Clutch Test (62TE), Reverse Gear Clutch Test (Non-RFE), Reverse Gear Clutch Test (RFE), Reverse Gear Light, Reverse Gear Light Status, Reverse Gear Lights, Reverse Lamp, Reverse Lamp State, Reverse Lockout Solenoid, Reverse Lockout Solenoid Control State, RF Heated Seat Status, RF Power Window, Right (Front/Central/Rear) Turn Lights, Right (Front

Central-Rear) Turn Lights, Right (Front-Rear) Parking Lights, Right Air Catcher LED, Right Air Mix Motor, Right Auxiliary High Beam, Right Backrest Heat Seat Linear PWM Request -Output, Right Backup Lamp, Right Blend Actuator Position, Right Cushion Heat Seat Linear PWM Request -Output, Right Day Light Lamp, Right Daytime Running Lamp, Right DRL, Right DRL Light, Right Front Door Handle Power, Right Front Fog Lamp, Right Front Fog Lamps, Right Front Inlet Valve Solenoid, Right Front Outlet Valve Solenoid, Right Front Park Lamp, Right Front Park Lamps, Right Front Side Marker, Right Front Turn Lamp, Right Front Turn Lamp State, Right Front Turn Light-Lateral, Right Front Turn Signal, Right Headrest Dump, Right Heated Seat Lower Indicator, Right Heated Seat Upper Indicator, Right HID Lamp, Right High Beam, Right High Beam Shutter, Right Low Beam, Right Low Beam Incandescent, Right Low Beam Lamp, Right Low Beam-HID, Right Parking Lights, Right Rear Door Handle Power, Right Rear Door Lock LED, Right Rear Door Lock-Unlock, Right Rear Fog Lamp, Right Rear Fog Lamps, Right Rear Heated Seat Status, Right Rear Inlet Valve Solenoid, Right Rear Outlet Valve Solenoid, Right Rear Park Lamp, Right Rear Tail Light, Right Rear Tail Light (Fixed), Right Rear Tail/Park Lamp, Right Rear Tail-Park Lamp, Right Rear Turn Lamp, Right Rear Turn Lamp (BUX), Right Rear Turn Lamp State, Right Rear Turn Lights (EMEA), Right Rear Turn/Stop Lamp, Right Rear Turn-Stop (NAFTA), Right Rear Turn-Stop Lamp, Right Reartail-Park Lamp, Right Recliner Switch, Right Reverse Lamp, Right Reverse Lamp #2, Right Reverse Lamp 2, Right Reverse Lamp State, Right Seat Back Motor Adjustment, Right Seat Latch Motor Adjustment, Right Seat Stow Motor Adjustment, Right Side Markers, Right Signal Mirrors Side Repeaters, Right Signal Mirrors/Side Repeaters (BUX), Right Signal Mirrors-Side Repeaters (BUX), Right Signature Lamp, Right Solar Sensor Values, Right Stop-Turn Lamp, Right Temp Actuator Position, Right Temp Down -Backlight, Right Temp Down Button, Right Temp Up -Backlight, Right Temp Up Button, Right Temp. Door Actuator Position, Right Temperature Actuator Position, Right Temperature Selected, Right Trailer Tow Turn/Stop Lamp, Right Trailer Tow Turn-Stop Lamp, Right TT Turn Stop Lamp State, Right Turn Indicator, Right Turn Light, Right Turn Light Indicator, Right Turn Lights, Right Turn Signal Indicator, Right Turn Signal Lamp, Right turn signal lamp indication, Right Vent Seat Linear PWM Request, Right Vent Seat Linear PWM Request -Output, Right Ventilated Seat Lower Indicator, Right Ventilated Seat Upper Indicator, Roller Learning Shut-Off, Rotary 4 Detents, Rotary 4 Direction, RPS Power Supply (5V), RR Door Ajar, RR Power Window, RT-LT Sidemarkers-RT-LT Applique Parklamps, Run, Run Acc 2, Run-Start 1, Satellite Digital Audio Radio Service (SDARS) Station Selection, Satellite digital audio receiver (SDAR) station selection, SBMT, SBMT (Supply Battery Monitoring Time), SBMT 0, SBMT2 (Supply Battery Monitoring Time), Scala ind. Press. turbo, SCR Inlet Temp Sensor Replacement, SCR Relay Actuation Test, Screen Off, SCREEN OFF button, Screen Test Pattern, SDAR Station Selection, SDC Status Red LED, SDC Status White LED, Seat Belt, Seat Belt Lamp, Seat Belt Light, Seat belt unfastened Lamp, Seat belt unfastened Warning cycle, Seat Belt Warning Chime, Seat Mode Switch Adjustment, Seat Position Recall, Seat Selector Switch Adjustment, Second Row Center Seatbelt Switch, Second Row Left Seatbelt Switch, Second Row Right Seatbelt Switch, Secondary Air Pump, Secondary Air Solenoid, Secondary Locks, Secondary Solenoid Current, Secondary/Thatchum Lock Motor, Secondary/Thatchum Un-Lock Motor, Secondary-Thatchum Lock Motor, Secondary-Thatchum Un-Lock Motor, See Dealer Now -(Red Lamp), Seek Status, Seek Status Tuner AM-FM, Seek Status Tuner DAB, Seek Status Tuner Digital Audio Broadcasting (DAB), Select Level Switches-Damping Mode Button, Self Test Routine, Sensor Rolls Test, Separation Valve (SV - Normally Open), SERV LED, Service Air Suspension, Service Lamp, Set Engine RPM Test, Set Radio To Output, Set Radio Volume Step, Shift Lever Position Test (62TE), Shift Lever Position Test (Non-RFE), Shift Lever Position Test (RFE), Shift Lock Coil Command, Shift Lock Command, Shift Solenoid 1, Shift Solenoid 2, Shift Solenoid 3, Shift Solenoid 4, Shift Solenoid 5, Shift Solenoid 6, Shift Solenoid A, Short Term Control Motor Current, Shutoff Correction Quantity, Shutoff Injector Quantity, Side Marker, Side Marker Lamps, Side markers, Side Markers Command, Side Mirrors Heater Control, SIDE TURN LEFT, SIDE

TURN RIGHT, Simulator valve, Skip Shift Solenoid, Small Leak Verification Test, Smart Bar Command, Smartbar Motor Test, Snow Plow Left Turn Lamp, Snow Plow Park Lamps, Snow Plow Right Turn Lamp, Snow Plow Switch #1, Snow Plow Switch #2, Snow Plow Switch #3, Snow Plow Switch #4, Snow Plow Switch 1, Snow Plow Switch 2, Snow Plow Switch 3, Snow Plow Switch 4, Software Test, SPARE LED LAMP DRIVER, SPARE RELAY 1 LSD, SPARE RELAY 2 LSD, Speaker Quadrant Selection, Speed Limiter Activation, Speedometer, Split Cooling Drive Duty Cycle, Sport Led, Sport ON-OFF Indicator, Spring Deflate To Atmosphere, Spring Deflate to Reservoir, SRS Indicator Lamp Request, SRS Lamp, SRV Test, SS LED command, Standard Vehicle Level, Start Stop activation, Start Stop LED, Start/Stop System, Starter, Starter Relay, Starter Solenoid, Starter Solenoid (High), Starter Solenoid High, Starter Status, Station Selection, Steering Wheel Linear PWM Request -Output, Step Light, Stop - Position - Turn Left Light 1, Stop - Position - Turn Left Light 2, Stop - Position - Turn Right Light 1, Stop - Position - Turn Right Light 2, Stop - Position Left Light 1, Stop - Position Left Light 2, Stop - Position Right Light 1, Stop - Position Right Light 2, Stop - Start System Active Indicator, STOP - STOP TURN LEFT, STOP - STOP TURN RIGHT, Stop / Start System Active Lamp, Stop All Actuators, Stop And Start Led, Stop Lamp, Stop Light, Stop Light Left, Stop Light Right, Stop Light Status, Stop Parking Lights Left, Stop Parking Lights Right, Stop Parking Turn Lights Left 1, Stop Parking Turn Lights Left 2, Stop Parking Turn Lights Right 1, Stop Parking Turn Lights Right 2, Stop Start Confirmation, Stop Start LED, Stop/Start System Active, Stop-Start Activation, Stop-Start Button, Stop-Start Indicator, StopStart LED, StopStart LED Command, Stop-Start ON-OFF Indicator, Stop-Start System Active, Sun Shade Control, Sunroof Abilitation, Sunroof Enable, SUNROOF MOTOR, Surge Solenoid Control State, Surge Valve Solenoid, Sway Bar 1, Sway Bar 2, Sway Bar Indicator, Swing Gate Lock, Swing Gate Unlock, Swirl Valve actuator Test, Switch Illumination State, Switch On EPB Failure Lamp, Switch On EPB Function Lamp, System Disabled (Tire Jack Mode), System Temporarily Not Available, System Wiring Test, T Case Service Indicator Request, Tachometer, TAIL - SIDE MARKER LEFT, TAIL - SIDE MARKER RIGHT, Tail Gate Lock, Tail Gate Unlock, Tail-Stop Lamp, T-Case Brake Shift Motor, T-Case Brake State, T-Case Mode Position Custom, T-Case Mode/Position-Standard, T-Case Motor Brake HSD Output, T-Case Motor Brake LSD Duty Cycle, T-Case Motor Direction, T-Case Motor Duty Cycle, T-Case Motor Solenoid Lock, T-Case Motor-Motor Lock, T-Case Service Indicator Request, TCC Pressure Control Solenoid, TCM VIN Verification, Telltale - ESC, Telltale - ESC Off, Telltale - ESP Off, Telltale - Park, Telltale - Position Lamp, Telltale - Rear Fog, Telltale 4WD Low, Telltale 4WD Mode, Telltale ABS, Telltale Airbag, Telltale Brake, Telltale -Brake, Telltale Charging, Telltale -Charging, Telltale -Coolant, Telltale -Cruise Mode, Telltale ESP, Telltale ESP/BAS, Telltale ETC, Telltale -ETC, Telltale Fog Front, Telltale Fog Rear, Telltale Glow Plug, Telltale -Glow Plug, Telltale High Beam, Telltale Low Coolant, Telltale Low Fuel, Telltale -Low Fuel, Telltale MIL, Telltale Oil, Telltale -Oil, Telltale Seat Belt, Telltale Sway Bar, Telltale Tire Pressure Monitor, Telltale -Tow Mode, Telltale -Trans Temperature, Telltale Turn Left, Telltale Turn Right, Telltale VTA, Telltale -Water In Fuel, Telltale-AWD/4WD Fail, Telltale-Coolant, Telltale-Cruise Mode, Telltale-Cruise On, Telltale-Front Axle Lock Mode, Telltale-Full-Time 4WD, Telltale-Off Road Mode, Telltale-Rear Axle Lock Mode, Telltale-Tire Pressure, Telltale-Tire Pressure Monitor, Telltale-Tow Mode, Telltale-TRAC/ESP Off, Telltale-Upshift, Temperature Down Button, Temperature Up Button, Temperature Warning Lamp, Thatchum Lock Motor, Thatchum Unlock Motor, Thermal System Enable, Thermistor Test, Thermostat Drive Duty Cycle, Third Row Center Seatbelt Switch, Third Row Left Seatbelt Switch, Third Row Mode Door 1, Third Row Mode Door 2, Third Row Right Seatbelt Switch, Throttle Test, Throttle Valve, Throttle Valve Actuator, Tilt Mirrors in Reverse, Time Controlled Spring Fill, Timeout Time Flash To Pass, Timeout Time Paddle Shift Switches, Tire Pressure, Tire Pressure Monitoring, Tire Pressure Warning Lamp, TMC (Tandem Master Cylinder) cut valve 1 activation, TMC (Tandem Master Cylinder) cut valve 2 activation, Tone Test, Top LED, Topper Center Mounted Stop Lamp, TOPPER CHMSL, Torque Coupling Control, Tow Haul Indication, TOW-HAUL, Tow Haul Indicator, TPM Sensor Rolls, TPM

Sensor Rolls Test, TPMS, TPMS (Tire Pressure Module), TPMS (Tyre Pressure Module System), TPMS Generic Failure Lamp, TPMS Generic Failure Monitoring Lamp, Tpms Indicator, TPMS Not Programmed - Not Available, TPMS Warning Light, Trac Cntrl Outlet Vlv 1(Normal open), Trac Cntrl Outlet Vlv 2(Normal open), Traction Control Indicator, Traction Control Outlet Valve 1, Traction Control Outlet Valve 2, Traction+, Trailer Backup Lamps, Trailer BU Lamps, Trailer Tail Lamp Relay, Transfer Case 4WD/Lock/Part Lamp, Transfer Case AWD/Auto/Full Lamp, Transfer Case Low Lamp Request, Transfer Case Neutral Lamp Request, Transmission Component Tests, Transmission Failure Indication, Transmission Feed State, Transmission Oil Overtemperature, Transmission Temperature, Transponder Antenna Power, Treble Level Settings, Treble Settings, Trigger Module Test, Truck Bed Lighting Leds, Truck Cargo Lamps, Trunk Door Handle Power, Trunk Latch Command relay, Trunk Light, Trunk Light + Inadvertent Lights, Trunk Opening Relay, Trunk Release Relay, Trunk/Flipper Glass Release Motor, Trunk-Flipper Glass Release Motor, Trunk-Gate, Trunk-Liftgate Ajar, Tumble Generator Valve, Tune Knob -Backlight, Tuner Rotary Detents, Tuner Rotary Direction, Turbo/VGT Component Replacement, Turn - Rear backup Left Light, Turn - Rear backup Right Light, Turn Front Lateral Lights Left, Turn Front Lateral Lights Right, Turn Front Light Left, Turn Front Light Right, Turn Left, Turn Light, Turn Light Front - Lateral Left, Turn Light Front - Lateral Right, Turn Light Front Left, Turn Light Front Right, Turn Light Rear - Lateral Left, Turn Light Rear - Lateral Right, Turn Rear Backup Left Light, Turn Rear Backup Right Light, Turn Rear Lateral Lights Left, Turn Rear Lateral Lights Right, Turn Right, Turn Signal Lamp State, Twilight Sensor Value, Type Of Fuel Supply (Gasoline-Alternative Fuel), UConnect Live Apps Installation, UD Solenoid, UGDO, UGDO (Universal Garage Door Open) enable command, UGDO Power Supply, Under Inflation Lamp, Under Inflation Monitoring Lamp, Underdrive Solenoid, Under-Drive Solenoid, Universal Garage Door Open, Unlock 1/Driver Lock, Unlock 1-Driver Lock, Unlock 2/Passenger Locks, Unlock 2-Passenger Locks, Unlock Doors, Unlock doors command, Unlock Left Rear, Unlock Right Rear, Unlock Run -Start, Unlock RUN-START, UP Select Button, Upstream lambda probe heater command, Urea (Reductant) Pressure Line Heater Actuaton Test, Urea (Reductant) Tank Heater Actuaton Test, Urea Dosing Valve Actuation Test, Vacuum Cleaner Power Saver Indicator, Vacuum Cleaner Relay Driver, Vacuum Cleaner Switch Backlight, Vacuum Pump Relay, Variable Displacement AC, Variable Swirl Actuator, Variable Swirl Valve Shutoff, Variable Valve Timing, Vehicle Does Not Lower, Vehicle Protection System Failure Lamp, Vehicle Speed Cluster, Vehicle Speed Output, Vehicle Speed-RPM, Vehicle Sway Green, Vehicle Sway White, Vehicle Sway Yellow, Vehicle Theft Alarm, Vertical Front, Vertical Headrest Motor, Vertical Rear, VF Display, Video Input, Video Input Settings, View Last Successful Remote Start Event Data, View Last VTA Trigger Cause Data, View Remote Start Abort Data, View Remote Start Inhibit Data, View Satellite Sensor Information, VLP Solenoid, VOLTAGE STABILIZER STATUS LED, Volume Knob -Backlight, Volume On-Off Button (Power On-Off), Volume Rotary Detents, Volume Rotary Direction, VSO, VSO Regeneration Command, VTA Indicator LED, VTA Lamp, VVA Cylinder #1, VVA Cylinder #2, VVA Cylinder #3, VVA Cylinder #4, VVA Solenoids Pre-Energization, VVL Service Test, VVT Control Valve, VVT Exhaust Phaser 1 Actuator, VVT Exhaust Phaser 2 Actuator, VVT Intake Phaser 1 Actuator, VVT Intake Phaser 2 Actuator, VVT Tests, Waste gate valve command, Wastegate Solenoid Control State, Wastegate Solenoid Duty Cycle, Water In Fuel, Water In Fuel Filter Lamp Command, Water In Fuel Indicator, Water Pump Charge Air Cooling, Wheel Speed Sensor Functional Test, White Backlighting Buttons, White Backlighting Channel 1, White Backlighting Channel 2, White Backlighting Knob Buttons, White Backlighting Knob Indicators, White Knob Indicators, White Lower Halos, White Upper Halos, Wind shield Wash, Wind shield wiper, Window Control, Window Hall Sense Supply, Window Heater Led, Window lifter commands enable, Window lifter enable commands, Window Lifter Switch Enable, Window State, Windshield heater, Windshield Heater Relay, Windshield Washer, Windshield Washer Relay, Windshield wiper, Windshield Wiper Relay, Wiper Status, WK Head Rest Relay, Yellow A/C and Auto Indicators, Yellow Button Indicators, Yellow Fault Lamp, Yellow Lane

Departure Warning Indicator, Yellow Rear Defrost Indicator, Yellow Recirc Indicator, Yellow Recirc Indicator, "EOBD" (Electronic On Board Diagnostic) failure indication,3 Control State, L/U And SEL On Off Solenoid, L/U Solenoid Current

New Ford/Lincoln Coverage

8 new Adjustment type special tests:

Anti-Lock Brake System (ABS) Calibration, Brake System Pressure Bleeding, Electronic Integrated Park Brake - Initialization, Electronic Integrated Park Brake - Service Tools, LIN New Module Initialization - IPMA, Reset the Power Steering Control Module (PSCM), Steering Motor Angle Trim, Steering Toe Adjustment

21 new Actuation type special tests:

(Cruise) Resume Switch, (Cruise) Set- Switch, (Cruise) Set+ Switch, Adaptive Cruise Control Warning, Adaptive Cruise Distance Gap (-) Switch, Adaptive Cruise Distance Gap (+) Switch, Left Cursor Down Arrow, Left Cursor Left Arrow, Left Cursor OK Button, Left Cursor Right Arrow, Left Cursor Up Arrow, On Demand Test, Speed Control (ASLD) Switch, Speed Control Actuator Switch Off, Speed Control Actuator Switch On, Speed Control Cancel Switch, Speed Control Cancel-Resume Switch, Speed Control Gap Switch, Speed Control On-Off Cancel Switch, Speed Control On-Off Switch, Warning Lamp Status 1 - Malfunction Indicator Lamp-Glow Plug

New GM Coverage

- Added coverage for 1210 new system applications

703 new Adjustment type special tests:

1-2 Solenoid, 2-3 Solenoid, 2WD High Indicator, 3-2 Downshift Solenoid, 4WD High Indicator, 4WD Low Indicator, A/C Compressor Clutch, A/C Relay, A/C Request, ABS Left Front Solenoid Valves, ABS Left Rear Solenoid Valves, ABS Motor Test, ABS Motor, ABS Pump Motor, ABS Right Front Solenoid Valves, ABS Right Rear Solenoid Valves, AC Compressor Solenoid Valve, AC Request, Accent Lighting 1, Accent Lighting 2, Accessory Power Mode Indicator, Accessory Power Relay, Accessory/RAP Relay, Accessory/Retained Accessory Power Relay, Accy/RAP Relay, Activate Rear Park Brake Service Position, Active Grill Air Shutter 1, Active Grill Air Shutter 2, Active Grill Air Shutter System, Active Grill Shutter Test, Active Grille Air Shutter 2, Active Grille Air Shutter, Active Vacuum Booster, Air Cleaner Monitor Setup, Air Inlet Door, Air Recirculation Door Motor Direction, All Door Lock Unlock, All Indicators, All Shock Absorber Actuators, All Status LEDs, Assist Step Courtesy Lamp, Assist Step Motor, ATC Neutral Indicator, ATC Range, Audio Source Control, Audio Tone, AudioPilot Test, Auto 4WD Indicator, Auto. Indicator - 2WD, Auto. Indicator - 4WD, Autostart/Autostop, Auxiliary Air Temp. Door, Auxiliary Air Temperature Door, Auxiliary Blower Motor Speed Command, Auxiliary Blower Motor, Auxiliary Coolant Pump Relay, Auxiliary Coolant Pump Speed, Auxiliary Ignition Run Relay, Auxiliary Mode Door, Auxiliary Transmission Fluid Pump Speed, Auxiliary Transmission Fluid Pump, Auxiliary Transmission Pump Relay, Backlight Dimming, Backup Lamps Test, Backup Lamps, Backup Park Lock Actuator Arming, Backup Park Lock Actuator Disarming, Battery Charging System Efficiency Test, Battery Charging System Positive Contactor, Battery Pack Cut-Off Switch, Blower Motor Speed, Blower Motor, Brake Booster Electric Vacuum Pump, Brake Hydraulics Test, Brake System Hydraulics Corner Test, Brake Transmission Shift Interlock Solenoid Actuator, Canister Purge Solenoid, Cargo Lamp, Catalyst Test, CD, Center Brake Lamp, Center I/P Speaker, Central Stop Lamp, Charge Air Cooler Coolant Pump Speed, Child Security Lock Motors, Child Security Lock/Window Lockout Switch

Indicator, Clutch PC Solenoid 2, Clutch PC Solenoid 3, Clutch PC Solenoid 4, Clutch PC Solenoid 5, CMP Actuator Solenoid, CMP Actuator, Compression Test, Compressor Test, Cooling Fan 1, Cooling Fan 2, Cooling Fan 3, Cooling Fan Motor, Cooling Fan, Courtesy Lamp, Courtesy Lamps, Cylinder 1 (Deactivation), Cylinder 1 Deactivation Solenoid, Cylinder 4 Deactivation Solenoid, Cylinder 4, Cylinder 6 Deactivation Solenoid, Cylinder 6, Cylinder 7 Deactivation Solenoid, Cylinder 7, Cylinder Deactivation Exhaust Flow Control Valve, Cylinder Deactivation System, Cylinder Power Balance, Daytime Running Lamps, DC Charge Port Lock, Deactivate Brake Boost System, Deactivate Rear Park Brake Service Position, Depressurize Fuel System, Diesel Intake Air Flow Control Valve Position, Differential Clutch Control System Cleaning Procedure, Dimming Control Command, Dimming, Display Dimming, Display Test, Door Dead Lock Lock/Unlock, Door Lock/Unlock, Door Speaker - Left Front, Door Speaker - Left Rear, Door Speaker - Right Front, Door Speaker - Right Rear, D-Pillar Speaker - Left Rear, D-Pillar Speaker - Right Rear, Driver Alert, Driver Information Center Segments, Driver Mirror Fold, Driver Mirror Movement, Driver Seat Back Horizontal Movement, Driver Seat Cushion Front Vertical Movement, Driver Seat Cushion Left Front Haptic Movement, Driver Seat Cushion Left Rear Haptic Movement, Driver Seat Cushion Rear Vertical Movement, Driver Seat Cushion Right Front Haptic Movement, Driver Seat Cushion Right Rear Haptic Movement, Driver Seat Horizontal Movement, Driver Seat Lumbar Support Horizontal Movement, Driver Upper Seat Back, Driver Window Motor, DRL, DTC B1000 Information, EAC Compressor Speed, EGR System Flow Deviation Service Bay Test, Electronic Limited Slip Differential, Engage Front Axle, Engine Block Coolant Control Valve Position, Engine Block Coolant Valve, Engine Controls Ignition Relay, Engine Controls Ignition Supply Voltage, Engine Coolant Control Valve Mode, Engine Coolant Control Valve Position, Engine Coolant Control Valve, Engine Coolant Fill, Engine Coolant Flow Control Valve Position, Engine Coolant Pump Relay, Engine Coolant Pump, Engine Cooling Fan 2, Engine Cooling Fan, Engine Mount Actuator Output 1, Engine Mount Actuator Output 2, Engine Oil Pressure Control Solenoid Valve, Engine Oil Pressure Control Valve, Engine Oil Type Setup, Engine Speed Control, Engine Speed, Equalize All Air Spring Pressures, Equalize Front Axle Spring Pressures, Equalize Rear Axle Spring Pressures, Erase Valet Mode Code, EVAP Canister Purge Valve, EVAP Purge Pump, EVAP Purge Solenoid Valve Leak Test, EVAP Purge Solenoid Valve, EVAP Purge Solenoid, EVAP Purge/Seal, EVAP Service Bay Test, EVAP Service Bay, EVAP Vent Solenoid, Evaporative Emission Canister Vent Valve, Even Gear Clutch Control System Test, Even Gear Clutch Hydraulic Control System Cleaning Procedure, Even Gear Shift Fork Control System Test, Even Gear Shift Fork System Cleaning Procedure, Exhaust Camshaft Position Actuator Bank 1, Exhaust Camshaft Position Actuator, Exhaust CMP Actuator Solenoid Bank 1, Exhaust CMP Actuator, Exhaust Flow Control Valve System, Exhaust Gas Recirculation Valve 2, Exhaust Gas Recirculation Valve Position, Exhaust Gas Recirculation Valve, Exhaust Pressure Regulator Valve Position, Exhaust Valve, Exit Four Corner Air Suspension Service Control Mode, Exterior Driver Door Handle Switch, Exterior Left Rear Door Handle Switch, Exterior Passenger Door Handle Switch, Exterior Right Rear Door Handle Switch, Fan 1, Fan 1, 2 3, Fan Relay 1, Fan Relays 1, 2 3, Fan Relays 2 3, Fans 1, 2, and 3, Fog Lamps, Folding Top Header Latch Motor, Folding Top Open/Close, Folding Top Valves, Force Static Alert Zone, Forward Collision Alert Switch, Front Axle Actuator, Front Axle Differential Lock High Control Relay, Front Axle Differential Lock Indicator, Front Axle Differential Lock Low Control Relay, Front Brake Caliper Piston Extend, Front Brake Caliper Piston Retract, Front Fog Lamps, Front Suspension Position Sensor Trim Height, Front Up/Down, Front Window Motor, Fuel Closed Loop, Fuel Control Loop Status, Fuel Heater, Fuel Injector 1, Fuel Injector 2, Fuel Injector 3, Fuel Injector 4, Fuel Injector 5, Fuel Injector 6, Fuel Injector 7, Fuel Injector 8, Fuel Injector Balance 1, Fuel Injector Balance 2, Fuel Injector Balance 3, Fuel Injector Balance 4, Fuel Injector Balance 5, Fuel Injector Balance 6, Fuel Injector Balance 7, Fuel Injector Balance 8, Fuel Injector Balance, Fuel Pressure Control, Fuel Pressure Regulator 2, Fuel Pressure Regulator, Fuel Pressure, Fuel Pump Enable, Fuel Pump Relay, Fuel Pump, Fuel Rail Pressure, Fuel Trim Enable,

GEN L-Terminal, Generator Regulator Setpoint, Gen-L Terminal, Glow Plug, Glow Plugs, Green Indicator, Hands-Free Liftgate Sensor Lamp, Hazard Lamps Switch Backlight, Headlamp Leveling Motors, Headlamp Washer Relay, Headlamps Vertical Motors, Head-Up Display Dimming Level, Head-Up Display Pattern Check, Heated Seat Indicators, High Beam, High Beams, High Fuel Pressure Limiter Valve Test, High Side Driver 1, High Side Driver 2, High Speed Wiper Relay, High Voltage Disabling, HO2S Bank 1 Sensor 1 - Heater, HO2S Bank 1 Sensor 2 - Heater, HO2S Bank 2 Sensor 1 - Heater, HO2S Bank 2 Sensor 2 - Heater, HO2S Heater Sensor 1, HO2S Heater Sensor 2, Horn Relay, Horn, HVAC Ambient Temperature Display, Hybrid Electronics Coolant Pump, Hybrid/EV Battery Contactors, Hybrid/EV Battery Negative Contactor, Hybrid/EV Battery Pack Coolant Pump, Hybrid/EV Battery Pack Heater Passive Isolation Test, Hybrid/EV Battery Pack Heater Power, Hybrid/EV Battery Pack Isolation Test, Hybrid/EV Battery Pack Precharge Contactor Command, Hybrid/EV Battery Positive Contactor, Hydraulic System Leak Test, Idle Spark, Ignition Timing Retard, Illuminate All Indicators, Inadvertent Load, Incandescent Dimming, Inclination Sensor, Indicator Dimming, Info Display Dimming, Info Display Pattern 1 Check, Info Display Test, Infrared Transmitter Power Control, Instrument Cluster Dimming, Instrument Cluster Gauge Sweep, Intake Cam Position Actuator Park Lock B1, Intake Camshaft Position Actuator Bank 1, Intake Camshaft Position Actuator Position, Intake Camshaft Position Actuator, Intake CMP Actuator Solenoid, Intake Manifold Runner Control Valve, Integrated Sw. Backlighting Test, Internal Combustion Engine Autostart/Autostop, IPC Gauge Sweep Test, Key Fob Button Test, Lamp Test, Lane Departure Warning Indicator, Lane Departure Warning Switch, LED - Rear - Red, LED - Rear - Yellow 1, LED - Rear - Yellow 2, LED Backlight Dimming, LED Dimming, LED Test, Left Assist Step Motor, Left Auxiliary Tail and Stop Lamp, Left Brake Lamp, Left Cornering Lamp, Left Dedicated Daytime Running Lamp, Left Exterior Flood Lamp, Left Front Air Spring Deflate, Left Front Air Spring Inflate, Left Front Auxiliary Daytime Running Lamps, Left Front Brake Pressure Test, Left Front Corner, Left Front Damper Actuator, Left Front Inlet Valve Solenoid, Left Front Outlet Valve Solenoid, Left Front Park Lamp/Daytime Running Lamp, Left Front Shock Absorber Actuator, Left Front Speaker Test, Left Front Suspension Position Sensor Trim Height, Left Front Turn Lamp, Left Front Turn Signal Lamp, Left Headlamp Low Beam, Left Headlamp Vertical Motor, Left Low Beam/Daytime Running Lamp, Left Park Brake Actuator, Left Park Lamps, Left Rear Air Spring Deflate, Left Rear Air Spring Inflate, Left Rear Auxiliary Turn Signal Lamp, Left Rear Brake Pressure Test, Left Rear Corner, Left Rear Damper Actuator, Left Rear Inlet Valve Solenoid, Left Rear Outlet Valve Solenoid, Left Rear Park Lamp, Left Rear Shock Absorber Actuator, Left Rear Speaker Test, Left Rear Stop/Park Lamp, Left Rear Suspension Position Sensor Trim Height (mm), Left Rear Turn Signal Lamp, Left Rear Turn Signal/Brake Lamp, Left Rear Turn Signal/Stop Lamp, Left Rear Window Motor, Left Rear Window, Left Stop Lamp, Left Tail Lamp, Left Temperature Door Motor Direction, Left Temperature Door Position, Left Trailer Tail Lamp, Left Trailer Turn Signal Lamp, Left Trailer Turn Signal/Stop Lamp Command, Level Vehicle to Target Height, LF Turn Signal, License Plate Lamps, Lift Gate Module Open/Close Test, Liftgate Window Unlatch, Light Low Beam, Limited Slip Differential Clutch Control System Test, Line PC Solenoid, Line Pressure Control Solenoid Valve, Line Pressure Hydraulic Control System Cleaning Procedure, Line Pressure, Lock Rear Doors, Loop Status, Low Beam Lamps, Low Beams, LR Turn Signal, Lumbar Forward/Backward, Lumbar Up/Down, Malfunction Indicator Lamp, Mass Airflow Sensor, Master Cylinder Pressure Test Data, Microphone Test, MIL Lamp, Mirror Fold, Mirror Heater, Mirror Left/Right, Mirror Up/Down, Misfire Graph, Mode Door Position, Neutral Indicator, Next Available Slot, Nitrogen Oxides Catalytic Converter Reductant Loading Reset, Non-Integrated Backlighting Test, O2 Sensor Heater Bank 1 Sensor 1, O2 Sensor Heater Bank 1 Sensor 2, O2 Sensor Heater Bank 2 Sensor 1, O2 Sensor Heater Bank 2 Sensor 2, Object Detection Alert Indicators, Odd Gear Clutch Control System Test, Odd Gear Clutch Hydraulic Control System Cleaning Procedure, Odd Gear Shift Fork Control System Test, Odd Gear Shift Fork Hydraulic Control System Cleaning Procedure, Outside Rear View Mirror Courtesy Lamp, Oxygen Sensor 1-

1 Heater Duty Cycle, Oxygen Sensor 1-1 Heater, Oxygen Sensor 1-2 Heater Duty Cycle, Oxygen Sensor 1-2 Heater, Oxygen Sensor 2-1 Heater, Oxygen Sensor 2-2 Heater, Park Brake Cable Service Apply, Park Brake Cable Service Release, Parking Assist Switch LED, Parking Lamps, Particulate Filter Regeneration Enable, Passenger Air Bag Off Indicator, Passenger Air Bag On Indicator, Passenger Doors Unlock, Passenger Mirror Fold, Passenger Mirror Movement, Passenger Seat Back Horizontal Movement, Passenger Seat Belt Reminder Indicator, Passenger Seat Belt Tension Sensor, Passenger Seat Cushion Front Vertical Movement, Passenger Seat Cushion Rear Vertical Movement, Passenger Window Motor, PC Solenoid 2, PC Solenoid 3, PC Solenoid 4, PC Solenoid 5, PC Solenoid, Pedals Forward/Rearward, Phone Call Test, Pickup Bed Cargo Lamp, Pneumatic Connection Pressure Test, Power Take-off Relay, Preferred Roaming List Update, Pressure Control Solenoid Valve 2, Pressure Control Solenoid Valve 4, Pressure Control Solenoid Valve 5, Pressure Control Solenoid Valve, PRL Update, Proactive Alerts, Program Digital Home SID - NID, PTO Operation Mode, Puddle/Courtesy Lamp, Pump Motor, Radio Tuner AM Frequency, Radio Tuner FM Frequency, Range Actuator Lock, Range Actuator, Read LIN Bus Device ID Information, Rear Axle Differential Lock High Control Relay, Rear Axle Differential Lock Indicator, Rear Axle Differential Lock Low Control Relay, Rear Brake Caliper Piston Extend, Rear Brake Caliper Piston Retract, Rear Cross Traffic Audible Alert, Rear Cross Traffic Visual Alert, Rear Defog Request, Rear Defogger, Rear Defrost, Rear Differential Clutch Motor Current, Rear Differential Clutch Solenoid Valve, Rear Fog Lamp(s) Relay, Rear Fog Lamp, Rear Fog Lamps, Rear Inlet Valve Solenoid, Rear Mode Door Actuator Position, Rear Outlet Valve Solenoid, Rear Temperature Door Actuator Direction, Rear Temperature Door Motor Direction, Rear Up/Down, Rear Washer Relay, Rear Wiper Delay, Rear Wiper, Rearview Camera Display, Recline Forward/Backward, Red Indicator, Red LED, Reductant Heater 2, Reductant Heater 3, Reductant Heater, Reductant Injection Quantity Test, Reductant Injector, Reductant Pump, Reductant Purge Valve, Reductant System Leak Test, Reductant System Malfunction Warning Service Bay Test, Reductant System Tamper Warning Service Bay Test, Regenerative Braking Status, RF Turn Signal, Right ASC Motor Test, Right Assist Step Motor, Right Auxiliary Tail and Stop Lamp, Right Brake Lamp, Right Cornering Lamp, Right Dedicated Daytime Running Lamp, Right Exterior Flood Lamp, Right Front Air Spring Deflate, Right Front Air Spring Inflate, Right Front Brake Pressure Test, Right Front Corner, Right Front Damper Actuator, Right Front Inlet Valve Solenoid, Right Front Mode Door Actuator Direction, Right Front Outlet Valve Solenoid, Right Front Park Lamp/Daytime Running Lamp, Right Front Shock Absorber Actuator, Right Front Speaker Test, Right Front Suspension Position Sensor Trim Height, Right Front Turn Signal Lamp, Right Headlamp Low Beam, Right Headlamp Vertical Motor, Right Low Beam/Daytime Running Lamp, Right Park Brake Actuator, Right Park Lamps, Right Rear Air Spring Deflate, Right Rear Air Spring Inflate, Right Rear Auxiliary Turn Signal Lamp, Right Rear Brake Pressure Test, Right Rear Corner, Right Rear Damper Actuator, Right Rear Inlet Valve Solenoid, Right Rear Outlet Valve Solenoid, Right Rear Park Lamp, Right Rear Shock Absorber Actuator, Right rear speaker, Right Rear Stop/Park Lamp, Right Rear Suspension Position Sensor Trim Height (mm), Right Rear Turn Signal Lamp, Right Rear Turn Signal/Brake Lamp, Right Rear Turn Signal/Stop Lamp, Right Rear Window Motor, Right Rear Window, Right Stop Lamp, Right Tail Lamp, Right Temperature Door Motor Direction, Right Temperature Door Position, Right Trailer Tail Lamp, Right Trailer Turn Signal Lamp, RR Turn Signal, Run Crank Relay, Run/Start Power Mode Indicator, Seat Back Horizontal Movement, Seat Back Side Bolster Movement, Seat Belt Retractor Motor, Seat Cushion Front Vertical Movement, Seat Cushion Rear Vertical Movement, Seat Cushion Side Bolster Movement, Seat Forward/Backward, Seat Horizontal Movement, Seat Lumbar Support Horizontal Movement, Seat Lumbar Support Vertical Movement, Security Indicator, Sensor Supply Voltage Relay, Sensor Supply Voltage, Service Pedestrian Alert Sound System Message, Shift Fork 1, Shift Fork 2, Shift Fork 3, Shift Fork 4, Shift Fork 5, Shift Lock Solenoid, Shift Solenoid 1, Shift Solenoid 2, Shift Solenoid Valve 1, Shift Solenoid Valve 2, Shift Solenoid Valve, Shift Trans, Shift Transmission

Gear, Shift Transmission, Shock Absorber Front Left, Shock Absorber Front Right, Shock Absorber Rear Left, Shock Absorber Rear Right, Spark Retard, Speaker - Left Front, Speaker - Left Rear, Speaker - Right Front, Speaker - Right Rear, Speech Recognition, Starter Drive, Starter Motor Relay, Starter Motor, Starter Pinion Solenoid Actuator Relay, Starter Relay Control, Starter Relay, Steering Column Adjustment, Steering Column Telescope In, Steering Column Telescope Out, Steering Column Tilt Down, Steering Column Tilt Up, Stop Lamp, Stop/Start Select Switch Indicator, Subwoofer - Rear, Suspension Position Sensor Trim Height, Synchro Selector Valve Control System Cleaning Procedure, TAC Motor, TC Wastegate Solenoid, TCC Control Solenoid, TCC Enable Solenoid, TCC Pressure Control Solenoid Valve - Dynamic Test, TCC Pressure Control Solenoid Valve - Static Test, TCC Pressure Control Solenoid Valve, Temp. Door Position, Test Compressor Pneumatic Operation, Throttle Position, Throttle Sweep, Torque Converter Clutch, Traction Control Left Front Solenoid Valves, Traction Control Left Rear Solenoid Valves, Traction Control Right Front Solenoid Valves, Traction Control Right Rear Solenoid Valves, Trailer Backup Lamps, Trailer Brake Control Signal, Trailer Brake Duty Cycle, Trailer Brake Relay, Trailer Fog Lamps, Trailer Park Lamps, Trailer Stop Lamps, Transfer Case Clutch Engagement, Transfer Case Clutch Identifier, Transfer Case Lock, Transfer Case Motor Control, Transfer Case Range, Transmission Accumulator Solenoid Valve, Transmission Clutch Learn Status, Transmission Control Solenoid Valve 1 Current, Transmission Control Solenoid Valve 1, Transmission Control Solenoid Valve 10 Current, Transmission Control Solenoid Valve 10, Transmission Control Solenoid Valve 12 Current, Transmission Control Solenoid Valve 12, Transmission Control Solenoid Valve 13 Current, Transmission Control Solenoid Valve 13, Transmission Control Solenoid Valve 14 Current, Transmission Control Solenoid Valve 14, Transmission Control Solenoid Valve 15 Current, Transmission Control Solenoid Valve 15, Transmission Control Solenoid Valve 16 Current, Transmission Control Solenoid Valve 16, Transmission Control Solenoid Valve 2 Current, Transmission Control Solenoid Valve 2, Transmission Control Solenoid Valve 3 Current, Transmission Control Solenoid Valve 3, Transmission Control Solenoid Valve 4 Current, Transmission Control Solenoid Valve 4, Transmission Control Solenoid Valve 5 Current, Transmission Control Solenoid Valve 5, Transmission Control Solenoid Valve 6 Current, Transmission Control Solenoid Valve 6, Transmission Control Solenoid Valve 7 Current, Transmission Control Solenoid Valve 7, Transmission Control Solenoid Valve 8 Current, Transmission Control Solenoid Valve 8, Transmission Control Solenoid Valve 9 Current, Transmission Control Solenoid Valve 9, Transmission Cooling Fan Duty Cycle, Transmission Line Pressure Control, Transmission Park Lock Command, Transmission Park Lock Control System Test, Transmission Park Value Lock Solenoid Actuator, Transmission Park Valve Lock Solenoid Actuator, Transmission Range, Turbocharger Bypass Solenoid Valve, Turbocharger Wastegate Position, Turbocharger/Supercharger Boost Control Position, Tweeter - Left Front, Tweeter - Right Front, Unlock Rear Doors, Update Air Temperature, Vehicle Health Data Upload, Vehicle Level Control Compressor Relay, Vehicle Level Control Exhaust Valve, Wait to Start Indicator, Wastegate Actuator, Wastegate Solenoid Duty Cycle, Window Lockout Indicator, Window Lockout Switch Indicator, Windshield Washer Relay, Windshield Wiper Motor Relay, Wiper High Speed Relay Test, Wiper Relay, Wiper Washer Motor Relay, Wiper Washer Motor

155 new Actuation type special tests:

Actuator Recalibration, Adaptive Pressure Control Learn, Adjustable Pedal Calibration, AfterBlow Option, Ambient Air Temperature Calculation Reset, Assist Step Learn Procedure, ATC Motor Learn, Automated Bleed, Automated Brake Bleed, Automatic Headlamp Leveling Sensor Learn, Automatic Level Control Trimset, AWD Disabled-by-Malfunction Counter Reset, Backup Battery Timer Reset, BARO Sensor Reset, Battery Sensor Module Learn, Brake Pedal Position Sensor Learn, Brake Pedal Travel Sensor Learn, Brake Pressure Sensor Calibration, Brake System Plunger Motor Position Sensor Learn, Brake System Plunger Pressure Rise Starting Point Learn,

CAN Bus Configuration Learn, Cancel Camera Learn, Clear Approach Detection Disable Reasons, Clear Disable History Data, Clear Driver Window Learned Values, Clear Left Rear Window Learned Values, Clear Manufacturer Enable Counter, Clear Passenger Window Learned Values, Clear Pedal Softstops, Clear Right Rear Window Learned Values, Clear Secured High Voltage DTCs, Clear Side Object Detection Disable History, Clutch Reset, Configure New Module, Control Module Reset, Copy And Paste TPM Information, Crankshaft Pos Variation Learn, Crankshaft Pos. Variation Learn, Cylinder Deactivation Exhaust Flow Valve Learn, DC Charging Disabled Reset, Door Lock / Unlock, DPF Pressure Sensor Reset, DPF Service Regeneration, DPF/Catalyst 2 Reset, Driver Information Center Options, Engine Block Coolant Valve Position Learn, Engine Coolant Control Valve Learn, Engine Coolant Pump Data Reset, Engine Oil Life Reset, EV Range Reset, Exhaust Flow Control Valve Learn, Fast Learn Adapt. Process, Front Axle Brake Pad Life Monitoring Reset, Fuel Composition Reset, Fuel Pump Driver Control Module Configuration, Fuel Pump Trim Reset, Fuel Rail Pressure Relief Valve Learned Values Reset, Fuel Trim Reset, Glow Plug Learn, Hands-Free Liftgate Sensor Control Module Calibration, Heated Oxygen Sensor Heater Resistance Learned Values Reset, HO2S Heater Learn, HO2S Learn Reset, HVAC Actuators Learn, HVAC Afterblow Configuration, Hybrid/EV Battery Contactor Open Reasons Reset, Hybrid/EV Battery Pack Capacity Learn, Hybrid/EV Battery Pack Charging Adaptive Learn Reset, Hybrid/EV Battery Pack Data Reset, Idle Learn Reset, Info Display/Infotainment Faceplate Reset, Instant OAT Update, Intake System Learned Values Reset, Invalidate All Fobs, Learn Pedals Softstops, Learned Values Reset, License Compliance Materials Download Error Counter Reset, Liftgate Maximum Open Position Learn, Longitudinal Acceleration Sensor Learn, O2 Heater Resistance Reset, Oil Life Reset, Park Brake Cable Replacement Procedure, Park Brake Calibration, Parking Assist Sensor Learn, Particulate Filter Pressure Sensor Reset, Particulate Filter Regeneration, Passenger Presence Sensor Learn, Power Steering Pressure Sensor Learn, Power Steering Softstops Learn, Power Steering Softstops Reset, Power Window Motor Programming, Preset Transmission Adapts, Program Key Fob 1, Program Key Fob 2, Program Key Fob 3, Program Key Fob 4, Program Phone Number, PTO Engine Shutdown, Radio Favorites Reset, Range Actuator Correlation Learn, Range Actuator Learn, Rear Axle Brake Pad Life Monitoring Reset, Rear Differential Hydraulic System Service Bleed, Rear Gate Driver Information Center Message Reset, Recalibrate All Motors, Remote Vehicle Speed Limiting Reset, Reset Diagnostic Counter, Reset Functions, Reset High Voltage Disable Request After Crash Event Detected, Reset Particulate Filter, Reset PTO Inhibit and Disengage History, Reset Teen Driver Key PIN, Reset Transmission Adapts, Reset Transmission Oil Life, Re-Zero Passenger Presence System, RSV Disable Reset, RVS Disable History Reset, Set Language, Setup New ROS, Setup New SDM, Setup SDM Part Number In BCM, Steering Angle Sensor Calibration, Steering Gear Learned Values Reset, Steering Gear Replacement Procedure, Steering Wheel Angle Sensor Centering, Steering Wheel Angle Sensor Learn, Steering Wheel Angle Sensor Offset Calibration, Steering Wheel Angle Sensor Reset, Stolen Vehicle Slowdown Clear, Throttle Body Idle Air Flow Compensation Reset, Timing Belt Life Reset, Tire Pressure Reset, Tire Pressure Sensor Registration, Tire Pressure Sensor Signal Reset, Tire Type/Pressure Selection, Transmission Adaptive Pressure Reset, Transmission Adaptive Torque Reset, Transmission Clutch 1 Volume Learn, Transmission Clutch 2 Return Spring Learn, Transmission Clutch 2 Volume Learn, Transmission Clutch 3 Return Spring Learn, Transmission Clutch 3 Volume Learn, Transmission Clutch 4 Return Spring Learn, Transmission Clutch 4 Volume Learn, Transmission Clutch 5 Return Spring Learn, Transmission Clutch 5 Volume Learn, Transmission Service Fast Learn, Turbocharger Learned Values Reset, Turbocharger Wastegate Learn, VCIM Setup, Vehicle Dynamic Sensor Offset Calibration, Vehicle Longitudinal Accelerometer Sensor Learn, WLAN Password Reset, WLAN Service Set Identifier (SSID) Reset, Yaw Rate Sensor Learn

New Coverage Details – USA Asian

New Hyundai/Genesis Coverage

2 new Adjustment type special tests:

ASP Calibration, Steering Angle Sensor (SAS) Calibration

New Kia Coverage

11 new Adjustment type special tests:

Additive Correction for all O2 Sensor Heaters, Additive Correction for O2 Sensor Heaters B1S1, Additive Correction for O2 Sensor Heaters B1S2, AT Adaptation Mode, Part replacement (Power steering ECU), Part replacement (Power steering motor), Reset Adaptive Values, Resetting Auto Trans Adaptive Values, Steering Angle Sensor (SAS) Calibration, Weight Classification Sensor Reset, Write VIN

174 new Actuation type special tests:

(LED) DRL Lamp LH, (LED) DRL Lamp RH, 3LH SBR Left Indicator, 3RH SBR Center Indicator, A/C Compressor Relay, All Door Lock Signal Output(to PTGM), Assist Mirror Position Down, Assist Mirror Position Left, Assist Mirror Position Right, Assist Mirror Position Up, Assist Seat Belt Indicator, ATM Solenoid, Auto Light Power, AV Tail, BCM Internal Buzzer Output, BI-Fuel System Fuel Change(GSL to LPG), BI-Fuel System Fuel Change(LPG to GSL), Burglar Horn Relay, Canister Purge Valve, Canister Shut Off Valve (Leak Test), Canister Shut Off Valve, Central Door Lock Indicator, Central Door Lock Relay, Central Door Unlock Relay, Control Solenoid Valve (VFS) A, Cruise Control Main Lamp(Optional), Cruise Control SET Lamp(Optional), CVVT Exhaust, CVVT Intake, D_DRL Relay, Dead Lock Relay, Defogger / Deicer Relay, Door Unlock Signal, Driver Door Unlock Relay, Driver Seat Belt Indicator, DRL Relay(Canada), Engage Both Clutch(20mm), Engine Check Lamp [MIL], ETC Motor, Europe Cornering Lamp Left Relay Output, Europe Cornering Lamp Right Relay Output, EVAP Leak Test, EVAP Leakage Test, External Buzzer Output, Fan Motor Control-High Speed, Fan Motor Control-Low Speed, Fan PWM, Flasher Sound Relay(Optional), Folding Mirror Relay, Foot Lamp Output, FPCM pressure control, Front Fog Lamp Indicator, Front Fog Lamp Relay, Front Heated Glass Relay, Front Washer Motor Output, Fuel Door Open Solenoid Output, Fuel Open Loop, Fuel Pump Control(1st stage), Fuel Pump Relay(1st stage), Glove Box Lamp Output, Haptic Steering Wheel Output, Hazard Relay, Head Lamp High Indicator, Head Lamp High Output, Head Lamp Low Indicator, Head Lamp Low Output, Head Lamp Low Signal, Head Lamp Washer Relay, Heated Handle Indicator, Heated Handle Output, Heated Washer Nozzle Output, High Pressure Fuel Pump Control, Horn Relay(NA), Horn Relay, Ignition Coil 1, Ignition Coil 2, Ignition Coil 3, Ignition Coil 4, Ignition Coil 5, Ignition Coil 6, Ignition Coil 7, Ignition Coil 8, Indicator Over Speed, Injector, Cylinder 1, Injector, Cylinder 2, Injector, Cylinder 3, Injector, Cylinder 4, Injector, Cylinder 5, Injector, Cylinder 6, Injector, Cylinder 7, Injector, Cylinder 8, Interior Lamp Autocut Relay Output(Optional), Interior Mood Lamp Output, IOD Relay, ISG Lamp, ISG Test(Optional), Key Hole Illumination, Key Interlock Solenoid(Manual Key Type), Lamp Load Power Relay, LPG Cut Valve for Fuel Tank, LPG Fuel Pump PWM, Luggage Lamp Relay, Manual HLLD Signal Output, MAP Lamp, Mood Lamp 1 Output, Mood Lamp 2 Output, Mood Lamp 3 Output, Move P/SEAT to the Foremost Position(Cushion Extension), Move P/Seat To The Foremost Position(Recline), Move P/Seat To The Foremost Position(Slide), Move P/Seat To The Highest Position(FR Height), Move P/SEAT to the Highest Position(Head Rest), Move P/Seat To The Highest Position(RR Height), Move P/SEAT to the Last Position(Cushion Extension), Move P/Seat To The Last Position(Recline), Move P/Seat To The Last Position(SILDE), Move P/Seat To The Lowest Position(FR Height), Move P/SEAT to the Lowest Position(Head

Rest), Move P/Seat To The Lowest Position(RR Height), Multimedia Load Power Relay, Navi Wakeup Signal Output, Oil Change Warning Lamp, Oil Control Valve - Exhaust Bank 1, Oil Control Valve - Exhaust Bank2, Oil Control Valve - Intake Bank 1, Optional Rear Seat Warmer - Left, Optional Rear Seat Warmer - Right, Over Speed Warning Indicator, Parking Brake Indicator, PAS Indicator/RPAS OFF Indicator, PAS/RPAS Buzzer Output, Power Window Relay, Puddle Lamp Output, Read VIN, Rear Curtain DN Output, Rear Curtain Up Output, Rear Fog Lamp Indicator, Rear Fog Lamp Relay, Rear Power Window LH Up Relay, Rear Room Lamp Output, Rear Seat Belt Center Indicator, Rear Seat Belt Left Indicator, Rear Seat Belt Right Indicator, Rear Washer Motor, Rear Wiper Relay, RKE Tailgate Signal Output(to PTGM), Room Lamp Output, RPAS Switch Indicator (Option), Safety ECU Enable Output (High), Safety Power Window Enable, Security LED Output, Shift Control Solenoid Valve A(UD/B), Shift Control Solenoid Valve B(2-6/B), Shift Control Solenoid Valve C(35R/C), Shift Control Solenoid Valve D(OD/C), Shift Control Solenoid Valve E(SS-A), Shift Control Solenoid Valve F(SS-B), Start Inhibit Relay, Static Bending LH Output, Static Bending RH Output, Stop Lamp, SunRoof Power Relay control, Tail Interior Lamp, Tail Lamp Indicator, Tail Lamp Output, Tailgate/Trunk Release Relay, Torque Converter Clutch Solenoid Valve, Turn LH Output, Turn RH Output, Unfold Mirrors, Variable Intake Manifold 1, Wiper High Relay, Wiper Low Relay, Wiper Relay

New Toyota/Lexus Coverage

4 new Adjustment type special tests:

Height Sensor Initialization, Zero Point Calibration Sensitivity Check, Zero Point Calibration, Zero Point Sensor Calibration

1 new Actuation type special tests:

Sensitivity Check

New Coverage Details – USA European

New Alfa Romeo Coverage

- Added coverage for 387 new system applications

62 new Adjustment type special tests:

ABS Unit Bleed, Actuator Calibration, Back Lighting, Brake Fluid Replacement/Brake Fluid Reservoir Substitution, Calibrate Tandem Master Cylinder Sensor, Caliper EPB substitution, Clear Steering Pull Compensation, Clear TPM Sensor Rolls Test Results, Clear TPM Sensor Warnings, Close Door Calibration, Configuration reset, Downstream Lambda Sensor Heater Self-learning Reset, DTCM Replacement, Electric Park Brake Management, Enable Brake Pedal, Enable/Disable The Roll Bench Mode, EPB Assembly Check, Exit Logistic Mode, Exit Shipping Mode, Fire Protection System Activate, Front Brake Disc Substitution, Front Caliper Substitution, Heated Seat NTC Validation, HVAC FGA Self Learning Motors Test, Initialize EPS, Intake Lambda sensor adaptive parameters reset, Longitudinal And Lateral Sensor Calibration, Modify Volumetric Sensors Sensitivity, Oil Change, Oil Service Reset, Open Door Calibration, Original VIN Lock, Power Take - Off Unit Replacement, Pressure Sensor Calibration, Production State, Proxi Configuration Alignment, Proxi Configuration, RDU Replacement, Rear Brake Disc Substitution(Continental), Reset Adaptive Data, Reset Angle Offset, Reset ECU, Reset Fuel Rail

Bleed Procedure, Reset of VCM Bad Programming Snapshot, Reset oil life monitoring parameter, Reset Parameters to Default, Reset Service Information, Seat Belts Alarm Enable, Seat Belts Alarm Exclusion, Settling Group Caliper and Brake Pads, Steering Angle Calibration, Throttle Body Self-Learn Activation, Tire Pressure Sensor Registration, TPM Pressure Update to Placard Value, TPMS Calibration, Trailer Hook Presence Disabling, Trailer Hook Presence Enabling, Update Front and Rear Axle Nominal Tire Pressure Values, VCM Adaptive Parameter Reset After Block Change, VCM Adaptive Parameter Reset After Oil Change, VIN Lock, Write VIN

839 new Actuation type special tests:

"EOBD" (Electronic On Board Diagnostic) failure indication, 1st Row Ceiling Light, 2nd Row Ceiling Light, 2WD Rolls Mode, 3rd Row Ceiling Light, 4th Row Ceiling Light, A/C Request, ABS (Anti-lock Brake System) safety indication, ABS Lamp, ABS Safety indication, ABS Safety lamp, A-C Request, Actuate All Heaters, Actuator Test Injector, Actuator Test Inverse Pump, Actuator Test Pump, Actuator Test Tank Heater, Actuator Test Tube Heater, Air Conditioner Relay Command, Air Defrost Motor Distribution (Left side), Air Defrost Motor Distribution (Right side), Air Mix Motor, Air Mode Motor, Air Rear Motor Distribution, Air Vent - Floor Motor Distribution (Left side), Air Vent - Floor Motor Distribution (Right side), Airbag failure indication, Alarm/Doors Status Led, Alarm/Doors Status/Deterrence LED, Alarm-Doors Status-Deterrence LED, All Stop Lights (EMEA 949), All Stop Lights (EMEA 952), All Stop Lights (NAFTA 949), All Stop Lights (NAFTA 952), All Stop Lights W-Combined Rear Lighting, All Stop Lights W-O Combined Rear Lighting, All Stop Lights, Ambient dimming command, Ambient Dimming, Ambient Illumination; Interior, Ambient Light, AMP Output Short Test, AMP Output Tone Test, Antenna Power, Antilock brake (ABS) failure indication, Anti-lock Brake System (ABS) safety indication, ASR Button lamp, ASR-ESP Safety indication, ASR-ESP Safety Lamp, Assist Call Button Green LED, Assist Call Button Red LED, Assist Call Green Day PWM, Assist Call Green Night PWM, Assist Call Red Day PWM, Assist Call Red Night PWM, Audio Measure AC and DC, Audio Routing, Audio Test For Subwoofer Specific, Audio Video Signal Detection, Audio Volume (Current Source), Audio Volume (current source), Audio Volume (ENT), Audio Volume (INFO 1), Audio Volume (INFO 2), Audio Volume (SIG), Auto high beam activation, Autocheck, Automated Driver Door Ajar Signal, Automated Driver Door Open, Automatic Functions Activation, Automatic High Beam, Background LED Illumination Level, Backlight 1 Level, Backlight 2 Level, Backlight 3 Level, Backlight 4 Level, Backlight 5 Level, Backlight 6 Level, Backlight 7 Level, Backlight 8 Level, Backlight Command (Day Night Internal Light), Backlighting LEDs, Backlighting, Backup Light, Backup Lights, Balance Level Settings, Balance Settings, Bargraph, Bass Level Settings, Bass Settings, Blow By Heater Relay Command, Blow-by Heater command, BLOWER Motor Brushed, BLOWER Motor Brushless, Blower Motor Speed, Blower Motor, Blue Lights, Brake Sys Fail Ind, Elec PK Brk Indication And EPB Fail Indicati, Brake Sys Fail Indication, Electronic Parking Brake Indication, Brk Sys fail Ind (EBD Included) - Man Park Brk Ind, Brk Sys fail Indication, Elec Park Brk Ind, Brk Sys fail Indication, Elect Park Brk Ind and EPB fail Ind, Button LEDs, Button symbol Back-Light PWM Duty, Buzzer Control, Buzzer, Calibration Sensor, Camshaft Valve Control Position inlet command, Camshaft Valve Control Position outlet command, Ceiling Light Front, Ceiling Light Rear Left or Central, Ceiling Light Rear Left, Ceiling Light Rear Right, Ceiling Light, Central high mounted Stop Light (CHMSL), Central high mounted Stop Light, Central Lock, Central Stop Lamp, Central Unlock, CHSML and Stop/Turn Lights, Clearance Identification Lights Relay, Comando City, Comfort Closing And Opening, Comfort ClosingOpening, Comfort Enable, Command By-Pass Valve, Command Key Unlock, Command Shift Lock, Control chime, Cooling Fan, Cruise control lamp command, D+ Repetition Relay Command, Damper Front Left Command, Damper Front Right Command, Damper Rear Left Command, Damper Rear Right Command, Day Lights Left - Right, Day Lights Left -Right, Day Lights Left, Day Lights Right, Day Lights, Day Run Light (DRL) Parking Light Left (Halogen), Day Run Light (DRL) Parking Light Left (Xeno), Day Run Light (DRL) Parking Light Left LED, Day Run

Light (DRL) Parking Light Left, Day Run Light (DRL) Parking Light Right (Halogen), Day Run Light (DRL) Parking Light Right (Xeno), Day Run Light (DRL) Parking Light Right LED, Day Run Light (DRL) Parking Light Right, Day Run Light (DRL) Parking Turn Light Left, Day Run Light (DRL) Parking Turn Light Right, Daylights and Position Left, Daylights and Position Right, Daylights Halogen Left, Daylights Halogen Right, Daylights Xenon Left, Daylights Xenon Right, Deactivation Parking Sensor LED, Deactivation Parking Sensor, Dead Lock Relay, DeadLock Relay, DeadLock Relay-Independent Driver Door Unlock, Defeat Engine ON, Diagnosis Module for Tank Leakage (DMTL) command, Diesel Particulate Filter Lamp Command, Dimming display, Dimming Graphics, Direct Injection Valve 1 Command, Direct Injection Valve 2 Command, Direct Injection Valve 3 Command, Direct Injection Valve 4 Command, Direct Injection Valve 5 Command, Direct Injection Valve 6 Command, Display Dimming, DNA Status LED 3, Door Ajar Signal To Front Ceiling Dome, Door Handle Power Control, Door Handle Power, Door Handle Verification Test, Door Locks, Door Status LED Command, Door Status Led, Doors Status - Deterrence LED Driver Door, Doors Status - Deterrence LED Passenger Door, Doors status - deterrence LED, Downstream lambda probe heater command, Drive Style 2 LED Command, Drive style 2 LED, Drive Style 3 LED Command, Drive style 3 LED, Driver Door Ajar Signal To Manual Transmission Automated, Driver Door Ajar Signal To MTA (Manual Transmission Automated), Driver Door Ajar Signal To MTA, Driver Door Unlock, Driver Doors Status - Deterrence LED, Driver Heated Seat, Driver Seat Backrest Command, Driver Seat Lift Command, Driver Seat Slide Command, Driver Seat Tilt Command, Drivers Window Control, DRL - Front Park Lights, DRL Left, DRL Right, DSU LED Command 1, DSU LED Command 2, DSU LED Command 3, Dump valve command, EBD (Electronic Brake Distribution) safety indication, EBD Safety Lamp, E-Call Button Backlight LED, E-Call Button Green LED, E-Call Button Red LED, E-Call Green Day PWM, E-Call Green Night PWM, E-Call Red Day PWM, E-Call Red Night PWM, ECO Led Command, ECO LED, ECO-LPG-SS-E-Costing LED Command, EGR cooler bypass command, EGR high pressure cooler bypass command, EGR Valve Command, Elec Stabil Ctrl (ESC) Sys Intrvntn - fail Ind HILL HOLDER Sys, Electric Park Brake, Electric Pump Drive Unit Command, Electric seat movement Relay, Electric Seat Movimentation Relay, electromagnetic brake for engine stop command, Electronic Brake Distribution (EBD) safety indication, Electronic Parking Brake (EPB) failure indication, Electronic Stability Control (ESC) Indicator, Electronic Stability Control (ESC) OFF lamp indication, Electronic Stability Control (ESC) system deactivation, Electropump motor command, Electrovalve Clutch Command (K2), Electrovalve Odd Gear Command (K1), Enable sunroof unit, Engagement electrovalve PPV1 command (3rd/2nd/Reverse), Engagement electrovalve PPV1 command (6th-7th-R-5th), Engagement Electrovalve PPV2 Command (1st/4th/5th/6th), Engagement electrovalve PPV2 command (2nd-3rd-4th-1st), Engine Oil Pressure Lamp Command, Engine Speed Cluster, Engine Water Over Temperature Lamp Command, Engine Water Over Temperature, EOBD And Engine System Fault Lamp, EPB (Electric park brake) Button Led, EPB (Electric park brake) Red lamp, EPB (Electric park brake) Yellow lamp, EPB Failure Lamp, EPB Function Lamp, EPB switch lamp, EPB Warning Light, EPS Adaptive Data Control, ESC - HILL HOLDER Sys Fail Indicator, ESC (Electronic Stability Control) Safety lamp, ESC (Electronic Stability Control) System Deactivation, ESC / Hill Holder Failure Lamp, ESC Button Lamp, ESC Safety Lamp, Evaporative System Integrity Monitor (ESIM) solenoid command, Even Gear Clutch (K2) Control|Solenoid Valve Command, Even gear clutch K2 control solenoid valve command, Exhaust bypass valve command, External Control Variable Displacement (ECVD), External Mirror Fold, External Mirror Unfold, Externalcrown Light Rear Left LED, Externalcrown Light Rear Right LED, Externally Controlled Variable Displacement (ECVD) Command (DC), Fade Settings, Fader Level Settings, Fader Settings, Fan Climate Relay, First Start Power Limitation, Flasher - Rear backup Left Light, Flasher - Rear backup Right Light, Flasher Front Left, Flasher Front Right, Flasher Rear - Lateral Left, Flasher Rear - Lateral Right, Flex Fuel reserve indication, Fog Front Light Left, Fog Front Light Right, Fog Front Lights Left Right, Fog Lamps, Fog Light Led, Fog Lights, Fog Rear Light Left

-T2 (952), Fog Rear Light Or Second Backup Light, Fog Rear Light Right -T2 (952), Fog Rear Lights -T2 (949), Forward Collision Warning OFF, Frequency Step Selection Tuner AM-FM, Frequency Step Selection Tuner FM2, Frequency Step Selection, Front Ceiling Light - Inadvertent Lights, Front Ceiling Light + Inadvertent Lights, Front Ceiling Light Command Enable, Front Ceiling Light, Front Driver Window Lifter Command Down, Front Driver Window Lifter Command Up, Front DRL Light Xenon, Front Fog Light Left, Front Fog Light Right, Front Fog Lights Halogen, Front Fog Lights, Front Foglights, Front Jet Wiper, Front Lateral Left Turn Lights, Front Lateral Right Turn Lights, Front Left Flasher, Front Left Heat Seat Request, Front Left Parking Light, Front Lock doors command, Front Mode Door Actuator Position, Front Parking Light, Front Passenger Window Lifter Command Down, Front Passenger Window Lifter Command Up, Front Position Light Xenon, Front Position-DRL Light Halogen, Front Right Flasher, Front Right Heat Seat Request, Front Right Parking Light, Front Shut-Off Valve Request, Front Side Marker, Front Unlock, Front Wash, Front Wiper Test, Front Wiper, Fuel Filter Heater, Fuel Filter Heating, Fuel Level low, Fuel Pump Relay Command, Fuel Type, Gear Lever Position Display Test, Gearbox oil pump command, General Stop For All Actuators, Glow lamp command, Glow Plug / Cold Inhibit Lamp, Glow plug indication - Cold Start inhibition, Half engine mode valve command, Hazard Command LED, Hazard LED, Head Lamp Wash Relay Command, Head Lamp Wash, Head Lamp Washer Relay, Headlamp Washer, Headlamps move in highest position, Headlamps move in left position, Headlamps move in lowest position, Headlamps move in middle (vertical) position, Headlamps move in right position, Headlamps move in the straight ahead position, Headlamps moving in the central vertical position, Headlamps moving in the highest position, Headlamps moving in the left limit position, Headlamps moving in the lowest position, Headlamps moving in the right limit position, Headlamps moving in the straight ahead position, Heated Rear Window Led Command, Heated Rear Window Relay Command, Heated Rear Window Relay, Heated Rear Window, Heated Seat Left Request, Heated Seat Right Request, Heated Steering Wheel Request, Heater Rear Mirror, Heater Rear Window, Heating Driver Command, Heating Passenger Command, Heating Steering Wheel Command, High beam headlamp indication, High Beam Indicator, High Beam Left, High Beam Light Left, High Beam Light Right, High Beam Lights, High Beam Right, High Beam Xenon with shutter, High Beams Lights Halogen, High Beams Lights, High Beams, High Side For Diesel Filter Heater Relay Command, Hill Hold Indicator, Hill-Holder Safety indication, Hill-Holder Safety Lamp, Hill-Holder Safety Lamp-Message, Horn relay command, Horn Relay, Horn, Ice Led, Immobilizer Antenna, In Motion Menu Control, Indicator Lamp Airbag, Indicator LED Illumination Level, Injector 1 coil command, Injector 2 coil command, Injector 3 coil command, Injector 4 coil command, Injector 5 coil command, Injector 6 coil command, Inlet valve FL activation, Inlet Valve FL, Inlet valve FR activation, Inlet Valve FR, Inlet valve front left activation, Inlet Valve Front Left, Inlet valve front right activation, Inlet Valve Front Right, Inlet valve rear left activation, Inlet Valve Rear Left, Inlet valve rear right activation, Inlet Valve Rear Right, Inlet valve RL activation, Inlet valve RL, Inlet valve RR activation, Inlet valve RR, In-Plant Mode Activation, Instrument Panel Dimming, Instrument Panel Dimming, Intake lambda probe heater command, Internal Led Night Lights, Internal Night Lights, Internalcrown Light Rear Left LED, Internalcrown Light Rear Right LED, Inverter Enable Command (949), Inverter Enable Command (952), Inverter Enable Command, Inverter Enable, Inverter Switch, Inverter, IP dimming command, Key LED PWM Duty, Key LED, Key lock command, Key Symbol Back-Light PWM Duty, Knob LED control, Lamp Control, Lane Dep Warn (LDW) on Nt Armed- on Armed- on Warn, Lane Departure Warning (LDW) On Not Armed- On Armed- On Warning, Lane Departure Warning (LDW) user disabled (OFF), Latch Cinch Test, Lateral Anti Tilt Sensor, Lateral Anti-tilt X Sensor, LCD Back-Light PWM Duty, LCD Symbols, LDW (Lane Departure Warning), LDW on not armed- on armed- on warning, LED Lock Inhibition Rear Windows Lifter, LED, Led1a Rear Left Heater (Switchled 1A CMD), Led1b Rear Left Heater (Switchled 1B CMD), Led1c Rear Left Heater (Switchled 1C CMD), Led4a Rear Right Heater (Switchled 4A CMD), Led4b Rear Right Heater (Switchled 4B CMD), Led4c Rear Right Heater (Switchled 4C

CMD), Left (Front/Central/Rear) Turn Lights, Left (Front-Central-Rear) Turn Lights, Left (Front-Rear) Parking Lights, Left Air Distribution Motor, Left Air Mix Motor, Left Air Mix Servo Motor Target Position, Left DRL, Left Front Park Lamp, Left Parking Lights, Left Rear Stop Light (Fixed), Left Rear Tail Light + Side Marker, Left Rear Tail Light, Left Rear Turn Lights (EMEA), Left Rear Turn-Stop (NAFTA), Left Rear Turn-Stop Light (Fixed), Left Turn Indicator, Left Turn Light Front-Lateral, Left Turn Light indicator, Left Turn Light, Left Turn Lights, Left turn signal lamp indication, Left Turn Signal Lamp, License Plate Lamp, License Plate Light, License Plate Lights Command, License Plate Lights, Light sensor, LIN Anti Tilt Sensor Check, LIN Line Request Check, LIN Siren Check, LIN Ultrasonic Sensors Check, Line Departure Warning (LDW) Left Side, Line Departure Warning (LDW) Right Side, Locate Learned Keys, Lock - Unlock Steering Wheel, Lock Doors Command, Lock Inhibition Rear Widows Lifter LED, Lock Rear Doors Relay, Lock Unlock Doors LED, Longitudinal Anti Tilt Sensor, Loud Speaker Test, Low Beam Left, Low Beam Light Left, Low Beam Light Right, Low Beam Lights Halogen, Low Beam Lights Left Right, Low Beam Lights, Low Beam Right, Low Beam Xenon, Low Beams, Low Fuel Lamp, LPG Failure - Reserve, LPG Led Command, Main-Left Temp. Door Position, Microphone Test, Mid Range Settings, Mid-Range Audio Level Settings, Mid-Range Settings, Mirror Heater, Mirror LED, Mode Selection, Module Self Test, Motorized throttle command, MProp Command (High Pressure), Night lighting command, Night lights, O2 Sensor and Catalyst Test, OBD Vent Valve Command, Odd gear clutch (K1) control|solenoid valve command, Odd gear clutch K1 control solenoid valve command, On-Demand Self-Test, Outlet valve FL activation, Outlet Valve FL, Outlet valve FR activation, Outlet valve FR, Outlet valve front left activation, Outlet valve front right activation, Outlet Valve Left Front, Outlet valve rear left activation, Outlet Valve Rear Left, Outlet valve rear right activation, Outlet Valve Rear Right, Outlet Valve Right Front, Outlet valve RL activation, Outlet valve RL, Outlet valve RR activation, Outlet valve RR, Parking Assistant LED, Passenger and Rear Doors Unlock, Passenger Door Power Window, Passenger Door Unlock, Passenger Doors Status - Deterrence LED, Passenger Heated Seat Relay, Passenger seat Air-bag manual deactivation indication, Pilot 1 (USV1-Normally Open), Pilot 2 (USV2-Normally Open), Pilot valve 1 activation, Pilot Valve 1, Pilot valve 2 activation, Pilot Valve 2, Port Injection Valve 1 Command, Port Injection Valve 2 Command, Port Injection Valve 3 Command, Port Injection Valve 4 Command, Port Injection Valve 5 Command, Port Injection Valve 6 Command, Position lamp indication, Position Light Relay, Power Down, Power Steering Failure Indication, PPV1 Electro-Valve, PPV-K2 Clutch Electro-Valve, PPVS Electro-Valve, Priming 1 (HSV1-Normally Closed), Priming 2 (HSV2-Normally Closed), Priming valve 1 activation, Priming Valve 1, Priming valve 2 activation, Priming Valve 2, PTC Control (Relay), PTC Control, PTC High Power (Relay), PTC Low Power (Relay), Puddle Light Command Driver Side, Puddle Light Command Passenger Side, Puddle light Driver (Door handle and door panel), Puddle light Driver side, Puddle Light Driver, Puddle light Passenger (Door handle and door panel), Puddle light Passenger side, Puddle Light Passenger, Puddle Light Rear Driver(Door Handle And Door Panel), Puddle light Rear Left (Door handle and door panel), Puddle Light Rear Passenger(Door Handle And Door Panel), Puddle light Rear Right (Door handle and door panel), Puddle Light, Puddle Rear Light Left, Puddle Rear Light Right, Purge canister valve command, QPV K1 Clutch Electro-Valve, QVPM Enable Command, Radiator Cooling Fan PWM D-Cycle, Radiator Cooling Fan PWM Duty-Cycle, Radio Volume, Rain and Automatic Lights Sensors Check, Range Selection Electrovalve Command (PPVS), Range selection electrovalve command, Read VIN, Rear Ceiling Light - Inadvertent Lights, Rear Ceiling Light + Inadvertent Lights, Rear Ceiling Light 1st Row, Rear Ceiling Light 2nd Row, Rear Ceiling Light, Rear Ceiling Lights, Rear Defrost, Rear Department, Rear Door Status LED, Rear Fog Light / Side Marker Lights, Rear Fog Light or Second Backup Light - Side Marker Lights, Rear Fog Light or Second Backup Light, Rear Fog Light, Rear Fog Lights Left T2 Movable, Rear Fog Lights Right T2 Movable, Rear Fog Lights, Rear Fog T2 (Movable), Rear Heated Window, Rear HVAC Blower Motor, Rear Left Heating Command, Rear Left Parking Light, Rear Left Position Light, Rear Left Turn Light, Rear Left

window lifter command, Rear Load Compartment Status LED Command, Rear Parking Light - Side Markers, Rear Parking Light / Side Markers, Rear Parking Lights Command LED, Rear Parking Lights Command, Rear Reverse Light (Movable), Rear Reverse Light Left -T2 (952), Rear Reverse Light Right -T2 (952), Rear Reverse Lights -T2 (949), Rear Right And Left Tail T2 (Movable), Rear Right Heating Command, Rear Right Parking Light, Rear Right Position Light, Rear Right Turn Light, Rear Right window lifter command, Rear Shut-Off Valve Request, Rear Stop Lights (Movable), Rear Trunk light, Rear Turn Lights Left EMEA, Rear Turn Lights Right EMEA, Rear Wash, Rear Window Washer, Rear Window Wiper (949), Rear Window Wiper, Rear Wiper, Rec Motor, Recirc. Door Actuator Position, Recirculation Motor, Recirculation pump activation, Recirculation Pump, Redundant Ignition RUN/START Feed Output Control, Redundant Ignition RUN-START Feed Output, Repetition Driver Door Open For MTA (NCR), Repetition driver door open for MTA (Robotic Gear), Reverse Gear Light, Reverse Gear Lights, Reverse Lamp, Right (Front/Central/Rear) Turn Lights, Right (Front-Central-Rear) Turn Lights, Right (Front-Rear) Parking Lights, Right Air Mix Motor, Right Air Mixing Motor, Right DRL, Right Front Park Lamp, Right Front Turn Light-Lateral, Right Parking Lights, Right Rear Tail Light (Fixed), Right Rear Tail Light, Right Rear Turn Lights (EMEA), Right Rear Turn-Stop (NAFTA), Right Temp. Door Actuator Position, Right Turn Indicator, Right Turn Light, Right Turn Lights, Right turn signal lamp indication, Right Turn Signal Lamp, Safety Indication Adaptive Cruise Control, Safety Indication Forward Collision Warning, Safety Indication Normal Cruise Control, Safety indication, Satellite digital audio receiver (SDAR) station selection, SBMT (Supply Battery Monitoring Time), SBMT 0, SBMT, Screen Test Pattern, SDAR Station Selection, SDC Status Red LED, SDC Status White LED, Seat Belt Lamp, Seat belt unfastened Lamp, Seat belt unfastened Warning cycle, Seat Belt Warning Chime, Seek Status Tuner AM-FM, Seek Status Tuner DAB, Seek Status Tuner Digital Audio Broadcasting (DAB), Seek Status, Set Transference Clutch Torque, Shift Lock Coil Command, Shift Lock Command, ShiftLock, Side Marker Front, Side Marker Lamps, Side Marker Lights Rear -T1 (952), Side Markers Command, Side markers, Speaker Quadrant Selection, Sport Led, SS Command LED, SS LED command, SSB BACKLIGHT Control, Start Stop activation, Station Selection, Step Light, Stop - Position - Turn Left Light 1, Stop - Position - Turn Left Light 2, Stop - Position - Turn Right Light 1, Stop - Position - Turn Right Light 2, Stop - Position Left Light 1, Stop - Position Left Light 2, Stop - Position Right Light 1, Stop - Position Right Light 2, Stop Start LED, Stop And Start Led, Stop Lamp, Stop Light Left, Stop Light Right, Stop Light, Stop Parking Lights Left, Stop Parking Lights Right, Stop Parking Turn Lights Left 1, Stop Parking Turn Lights Left 2, Stop Parking Turn Lights Right 1, Stop Parking Turn Lights Right 2, StopStart LED Command, StopStart LED, Street Bending Light (SBL) Left, Street Bending Light (SBL) Right, Sunroof Abilitation, Tail Or Tail Side Marker Rear Left -T1 (949), Tail Or Tail Side Marker Rear Right -T1 (949), Tail Rear Right And Left -T2 (949), Tail Stop Or Tail Stop Turn Rear Left -T1 (952), Tail Stop Or Tail Stop Turn Rear Right -T1 (952), Tail Stop Rear Left -T2 (952), Tail Stop Rear Right -T2 (952), Test Pattern Display, Thermostat activation command, Throttle Valve Test, Tire Pressure Module (TPMS), Tire Pressure Module (TPMS) not available-not programmed, Tire Pressure Module (TPMS), Tire Pressure Warning Lamp, Tone Test, Tow Bar Activation, TPM Sensor Rolls Test, TPMS Failure Lamp, TPMS Generic Failure Monitoring Lamp, TPMS Not Available - Not Programmed, TPMS Warning Light, Treble Level Settings, Treble Settings, Trunk Lamp, Trunk Latch Command relay, Trunk Light + Inadvertent Lights, Trunk Light, Trunk Opening Relay, Trunk Release Relay Command, Trunk Release Relay, Turbo oil supply valve command (half engine mode) command, Turbocharger Pressure Actuator Command, Turn - Rear backup Left Light, Turn - Rear backup Right Light, Turn Front Lateral Lights Left, Turn Front Lateral Lights Right, Turn Front Light Left, Turn Front Light Right, Turn Light Front - Lateral Left, Turn Light Front - Lateral Right, Turn Light Front Left, Turn Light Front Right, Turn Light Rear - Lateral Left, Turn Light Rear - Lateral Right, Turn Rear Backup Left Light, Turn Rear Backup Right Light, Turn Rear Lateral Lights Left, Turn Rear Lateral Lights Right, Turn Rear Light Left -T1 (EMEA), Turn Rear Light Right -T1

(EMEA), Turn Stop Rear Left Light -T1 (NAFTA), Turn Stop Rear Right Light -T1 (NAFTA), Tyre Pressure Module (TPMS), Tyre Pressure Module (TPMS), UGDO (Universal Garage Door Open) enable command, Under Inflation Lamp, Under Inflation Monitoring Lamp, Universal Garage Door Open, Unlock doors command, Unlock Doors, Upstream lambda probe heater bank1 command, Upstream Lambda Probe Heater Bank2 Command, Upstream lambda probe heater command, USB1 CMD, USB1 LED CMD, USB2 CMD, USB2 LED CMD, User Interface Test, Valve multiair system activation cyl.1, Valve multiair system activation cyl.2, Valve multiair system activation cyl.3, Valve multiair system activation cyl.4, Variable coolant pump command, Variable displacement oil pump command, Variable swirl actuator closing command, Vehicle Speed Cluster, Video Input Settings, Volume Knob Illumination Power, VSO Regeneration Command, Waste gate valve command, Water In Fuel Filter Lamp Command, Wheel Speed Sensor Functional Test, Window Heater Led, Window Lifter Switch Enable, Windshield heater, Windshield Heating, Windshield Washer Relay, Windshield Washer, Windshield Wiper Relay, Windshield wiper, Wiper Status

New Fiat Coverage

6 new Actuation type special tests:

Comando City, Indicator LED Illumination Level, Pressure feed valve 2 activation, Simulator valve, TMC (Tandem Master Cylinder) cut valve 1 activation, TMC (Tandem Master Cylinder) cut valve 2 activation

New Mercedes Coverage

- Added coverage for 387 new system applications

137 new Adjustment type special tests:

Activate The Function 'Tire Pressure Loss Warning', Activate/Deactivate Roller Dynamometer Mode, Adapt/Matching After ECU Replacement, Adaptation Of Component 'Torque Converter Lockup Clutch', Adaptation Procedure For Torque Converter Lockup Clutch, Adaptation Via Engine Coolant Temperature, Adaptation Via Torque Ranges, Adaptation/ Matching After Control Unit Replacement, Adblue Circuit System Bleeding, Adblue Circuit System Drainage, Adblue Dosing Valve Adaption, Adblue Pump Initialization, Adblue Tank Level Sensor Calibration, Adjustment Inlet Port Deactivation, Air Mass Meter Initialization, Anti-Pinch Protection Teach-in Process, Assignment Of Hydraulic Shift Elements, Automatic Setting Air Damper Control Motors, Brake Pad Replacement Step 1 (Release), Brake Pad Replacement Step 2 (Close), Breaking-In Of Refrigerant Compressor, Calibrate Control Unit ISM for Direct Select Module, Calibration Of Component 'Electric Parking Brake', Calibration Of Component ESP Control Valves, Calibration Of Steering Angle Sensor, Calibration Of Touch-Sensitive Surface, Calibration Touchpad, Coding Reset, Confirmation Of Battery Change, Confirmation Of General Maintenance, Control Module Reset, Control Unit Reset, Control unit re-start, Control Unit Run-On Time Adjustment, Correction Programming of Ignition, Customer Request, Date And Time, Deactivate Transportation Mode, Deactivation of Production Mode, Definition, Display And Reset Adaptation Values, ECU Reset, Enabling Of Engine Start After Crash Event, Enrich In Case Of Poor Fuel Quality, Enriching The Fuel-Air Mixture By 10%, Enriching The Fuel-Air Mixture By 23%, Entry Of Manufacture Date Of Headlamp, Front Control Motor Basic Settings, Fuel Metering Unit Adjustment, Head Restraint Adjustment, Headlamp Range Adjustment, Headlight Binning (Replacement), Help, High Voltage Component Lock Engagement, High-Voltage Component Lock Disengagement, Important Information On Adaptation Limit Values, Increase Idle Speed With Range Engaged, Increase Idling

Speed, Initial Startup, Initial Test/ Oil Condition Check/ Oil Level Check, Injector Quantity Adjustment, Level Calibration, Move To Calibrated Vehicle Level, Normalization of actuator motors, Normalization Of Power Window, Normalization, Octane number adjustment 89 RON, Octane number adjustment 91 RON, Octane number adjustment 93 RON, Octane number adjustment 95 RON, Operating Hrs Ctr Reset-Parking, Standing, Daytime Running Lights, Oxidation Catalytic Converter Adaption, Pairing Audio/Command MBRACE (Internet Connection), Parking Brake Adaption, Performing Adaptation Of Transmission Control, Read Adjust Value, Reduce Idling Speed With Range Engaged, Reduce Idling Speed, Regeneration of the Diesel Particulate Filter (DPF), Reinitialize the Active Service System (ASSYST), Reset Adaptation Parameters, Reset Adaptation Values Converter Clutch, Reset Adaptation Values for Shift Operation, Reset Adaption To Factory Setting, Reset after changing NOx sensor, Reset After DPF Replacement, Reset after SCR Catalytic Converter Replacement, Reset Circuit Adaptation Values, Reset Compressor Actuation History, Reset fuel quantity mean value adaptation, Reset Idle Speed in Gear, Reset Idling Speed To Factory Setting, Reset Learned Values, Reset Mistaken General Maintenance, Reset Of Compressor Operating Time, Reset Of Function 'Ring memory', Reset Operated Hour Counter Headlamp, Reset Operating Hours of Front Headlight, Reset reverse gear adaptations, Reset Steering Wheel Angle Sensor Adaptation Values, Reset Transmission Adaption Values, Reset Vacuum Pump Actuation Counter, Reset Value Of Quantity Mean Value Adaptation, Resetting Learned Values 'Deceleration Mode', Resetting Of Assignment Of Control Unit To Vehicle Side, Resetting The Service Life Data Of Automatic Transmission, Resetting The Service Life Data Of Torque Converter, Restore Calibration, SDR Clear History Get Position Start, Selector Sensor Learning, Sensor Unit Calibration, Service Interval Display Reset, Service Interval Reset Faulty, Soft ECU Reset, Solenoid Valve Calibration, Start Control Unit Reset, Sun Roof Initialization, Suspension Level Calibration, Swivel-Type Trailer Coupling Initialization, Teach In Of Throttle Valve Stop, Teach-in After Replacement Of 'AdBlue® Metering Valve', Teach-In Of Actuator Motors, Teach-in of Position Sensor of Park Pawl, Teach-in Of Selection Range Sensor, Teach-in The Component 'Electric Parking Brake', Throttle Valve Adaption, Tire Pressure Sensor Adaption, Transfer Of Manufacturer Default Settings, Transmit VIN To Control Module 'Mbrace', Trunk Lid/Liftgate Control Unit, Turnoff The Solenoid Valve Of Torque Converter Lockup Clutch, Upshifts, Valve Flushing, Variant Coding Reset, Warranty Or Goodwill Processing, Write Adjust Value, Write Tire Pressure Sensor Id's

455 new Actuation type special tests:

1st Seat Row/Trunk Refrigerator Box And Power Outlet Relay, 2nd Seat Row Cup Holder And Power Outlet Relay, 3 Brake Lights, A/C Water Valve, A1e17 (EOBD Indicator Lamp), Activate Component Modulating Pressure Control Solenoid Valve, Activate Component Shift Pressure Control Solenoid Valve, Activate Fuel Pump Monitor, Activate Roller Dynamometer Mode, Activate The Demo Mode Of Exterior Lighting, Activation of the Component "1-2 and 4-5 Shift Solenoid Valve", Activation of the Component "2-3 Shift Solenoid Valve", Activation of the Component "3-4 Shift Solenoid Valve", Activation of the Component "Torque Lockup PWM Solenoid Valve", Active Curve Lighting With Steering Angle, Active Curve Lighting, Actuation Of Fan, Actuation Of Fuel Pump, Actuation of Output - Terminal 15, Actuator Control, Adblue Circuit Leak Test, Adblue Pressure Pipe Heating Test, Adblue Tank Heating Test, Adjustment Of Idling Speed Except Gearbox PN, Adjustment Of Idling Speed For Gearbox PN, Air Conditioner Performance Test, Airmatic Pressure Relief Valve, Airmatic Relay, Ambient Lighting And Warning Lamp, Ambient Lighting in Cab and Center Console, Ambient Lighting In Cockpit And Center Console, Ambient Lighting In Cockpit, Ambient Lighting In Footwell, Ambient Lighting Rear, Audio Signal Test, Automatic Low Beam Test, Background Lighting, Backrest Inclination Adjustment Test, Blind Spot Assist (BSA) Warning Lamp, Blind Spot Assist, Blower Regulator / Blower Motor, Boost Pressure Control Flap Actuator, BPC Pressure Transducer, Brake Lamp Switch Test, Brake Lamp, Brake

Lights, Brightness, Button Lighting of MFL (Multifunction Steering Wheel), Button Lighting, Camera Cover Control Module : Self-Test, Camera Cover Control Module, Carbon Shut-Off Valve, Center Brake Lamp, Center Instrument Panel Speaker, Central Instrument Panel Speaker, Central lock - HDFE, Central lock - HDSS, Central lock - Lock, Central lock - Unlock, Central Locking, Central Locking, Comfort Locking / Opening - FONDBOX LOCK, Central Locking, Comfort Locking / Opening - FONDBOX UNLOCK, Central Locking, Comfort Locking / Opening - HDFE, Central Locking, Comfort Locking / Opening - HDSS, Central Locking, Comfort Locking / Opening - TKS LOCK, Central Locking, Comfort Locking / Opening - TKS UNLOCK, Centre Brake Light, Change in Oil Grade Factor, Charge Air Coolant Pump, Charging Of Suspension Fluid Reservoir, Check Signal Line To Component "Audio Or COMAND", Clear Alarm Sources, Closing Of Torque Converter Lockup Clutch, Color Display, Combustion Engine And AC With Integrated Control Fan Motor, Compression Test, Coolant Circulation Pump, Cooling Fan Motor, Deceleration Air Switchover Valve, Deep Discharge Protection, Defogger Control, Defroster/Footwell/Center Air Vent Flap Actuator Motor, Delete Control Unit Type, Denormalizing Power Window, Diagnosis Secondary Air System, Display Lighting, Display Of Adaptation Values, Display Of Coding Data, Display Of CVN, Display of Model Check Number, Display Of SCN, Display Test, Display, Display: Service, Driver Seat Backrest Inclination Adjustment Motor, Driver Seat Cushion Length Adjustment Motor, Driver Seat Forward/Backward Adjustment Motor, Driver Seat Head Restraint Adjustment Motor, Driver Seat Height Adjustment Motor, Driver Seat Inclination Adjustment Motor, Driver Side Air Vent Ionizer, Duty Cycle EKP, Dynamometer Mode ON/OFF, EDW Selection Buttons, Electric Coolant Pump, Electric Parking Brake, Electric Seat - KL15 Relay, Electric Seat - KL15R Relay, Electric Seat - TES Relay, Empty Fuel Tank, Enable Left Front Seat Heater, Enable Right Front Seat Heater, Engine Compartment Terminal 15 Relay, Engine Diagnosis Indicator Lamp, Engine Fuse And Relay Module, Engine Oil Pump Valve, Engine Running Injector Kill Test, Exhaust Gas Recirculation Actuator Diagnostics, Exit And Warning Lamp, Extended Caster, Exterior Door Handle Light, Exterior Mirror Adjustment, External Feed And Supply Voltage, External switch - LORDOSE DIAG, External switch - RSS On, External Switches / Power Supplies LORDOSE DIAG, External Switches / Power Supplies RSS AUS, External Switches / Power Supplies RSS EIN, External Switches / Power Supplies SOUNDVENTIL, External Switches / Power Supplies VIA SAT, External Switches / Power Supplies WBH, Fading Pattern Injectors, Fan Motor, Fan Speed Offset, Fan Test, Fanfare Horns, FBS Status Start, FBS Status, FBS4 Data00 Request Results, FBS4 Data01 Request Results, Fill Suspension Strut - Left Front, Fill Suspension Strut - Left Rear, Fill Suspension Strut - Right Front, Fill Suspension Strut - Right Rear, Folding In/Out of Exterior Mirrors, Footwell Lighting, Fresh Air/Ram Air/Recirculated Air Flap Actuator Motor, Fresh Air/Recirculated Air Flap Actuator Motor, Front Interior Lamps, Front Left Seat Warmer - Level 1, Front Left Seat Warmer - Level 2, Front Left Seat Warmer - Level 3, Front Right Seat Warmer - Level 1, Front Right Seat Warmer - Level 2, Front Right Seat Warmer - Level 3, Front Roller Sun Blind, Front Seat Warmers - Level 3, Fuel Injectors, Fuel Pressure Reduction, Fuel Pump, Generator Voltage Control Diagnostics, Glowing Stage, Heating Lambda, Heating System Shutoff Valve, High Pressure And Return Flow Pump, High Pressure Pump Diagnostics, HV battery cell evaluation, Idle Speed Setpoint Diagnostics, Illuminated Door Sill Moldings, Illumination of Vanity Mirrors, Indicator / Side Marker Left FRA, Indicator / Side Marker Left Inside SM, Indicator / Side Marker Left Outside SM, Indicator / Side Marker Right FRA, Indicator / Side Marker Right Inside SM, Indicator / Side Marker Right Outside SM, Indicator Lamps, Injectors Leak Test, Inlet Camshaft Solenoid, Inlet Camshaft Valve Lift Switching Actuator, Inside Left Brake Light, Inside Right Brake Light, Inside Right Sidemarkers, Instrument Cluster Speaker, Instrument Lighting, Intake Air Throttling, Intelligent Light Spread, Interior Lamps, Interior Lighting - HDIT, Interior Lighting - KIT, Interior Lighting LED HDIT DIAG, Interior Lighting LED KIT DIAG, Internal Fan, Keyless Go (KG) Key Search, Keyless Go (KG) System Test, Lambda Sensor 1, LED Exterior Lights, LED of Switch "Child Safety Lock", LED of Switch "Left Seat Heater", LED of Switch "Mirror

Selection", LED of Switch "Right Front Seat Heater", LED Switches "Left or Right Seat Adjustment", Left A - Pillar Air Distribution Actuator Motor, Left B - Pillar Air Distribution Actuator Motor, Left Backup Lamp, Left Blend Air Flap Actuator Motor, Left Blinker, Left Brake Light, Left Bypass Air Switchover Valve, Left Center Air Vent Flap Actuator Motor, Left Defroster Flap Actuator Motor, Left Exterior Mirror Turn Lamp, Left Fog Lamps, Left Footwell Flap Actuator Motor, Left Front Axle Damping Valve Unit, Left Front Headlamp, Left Front NR Valve, Left Front Reversible Emergency Tensioning Retractor, Left Front Seat Heater, Left Front Tire Pressure Sensor, Left Fuse And Relay Module, Left Inside Brake Lights, Left Inside Tail Lamps, Left Interior Lighting KB, Left Marker Lights, Left Outside Tail Lamps, Left Purge Switchover Valve, Left Quantity Control Valve, Left Rear Axle Damping Valve Unit, Left Rear Center Air Outlet Actuator Motor, Left Rear NR Valve, Left Rear Power Window, Left Rear Pressure Regulating Valve Pressure Release, Left Rear Tire Pressure Sensor, Left Reverse Lamps, Left Side Air Vent Flap Actuator Motor, Left Throttle Valve Actuator, Left Trunk Lid/Liftgate Ambient Lamp And Warning Lamp, Left Warning Lights, LF Power Window, License Plate Lamps, License Plate Lights / Warning And Ambient Lights Left KZL, License Plate Lights / Warning And Ambient Lights Left SIG, License Plate Lights / Warning And Ambient Lights Right KZL, License Plate Lights / Warning And Ambient Lights Right SIG, Lighting Of Component Direct Select Shift Lever, Lighting Of Component Trunk Lid Emergency Opening Switch, Lighting Of Component 'Trunk Lid/Liftgate Control Button', LIN ITS - Self Test, LIN ITS - Ultra Sound Self Test, Load Pressure Diagnostics, Low Temperature Circuit Circulation Pump 1, Low Temperature Circuit Circulation Pump 2, Low Temperature Circuit Switchover Valve, Lower Left Blend Air Flap Actuator Motor, Lower Right Blend Air Flap Actuator Motor, LR Power Window, M3/5 (Fuel Pump With Fuel Level Sensor, Map Version Update Matrix, Maximum Working Speed, Memory Function, Micro Leak Diagnosis, Mirror Glass, Mirror Heater, Mirror Lamps Of Sun Visors, Mixture Formation, Muting, No-Load Current Shot-Off Relay, No-Load Current Shut-Off Relay, Oil Level Check, Outlet Camshaft Solenoid, Outside Left Brake Light, Outside Left Sidemarker, Outside Left Tail Light, Outside Right Brake Light, Outside Right Sidemarker, Outside Right Tail Light, Panoramic Sliding Sunroof, Partial Electrical Seat Relay, Partial Load Operation Crankcase Ventilation Valve, Perfume Atomizer Generator, Pointer Tests, Pointer, Positive Temperature Coefficient (PTC) Heater Booster, Preinstalled NAVI Markets Request Results, Probe Heating before KAT Left Bank, Probe Heating before KAT Right Bank, Purge Switchover Valve, Quantity Control Valve, R39/4 (Vent Line Heater Element), Rail Pressure Diagnostics, Rail Pressure Reduction, Ram Air Flap Actuator Motor, RCTECU (IVVT Adjustment Exhaust) Battery Voltage Adjust, RCTECU (Secondary Air Pump), Read actual electric fuel pump, Read Service Needs, Reading Lamps, Rear Camera Cover Motor, Rear Centre Headrest Lowering, Rear Fog Lamp, Rear Fog Lamps, Rear Left Fog Lights, Rear Left Headrest Lowering, Rear Parking System Warning Indicator, Rear Power Window, Rear Right Fog Lights, Rear Right Headrest Lowering, Rear roller - Diag A1, Rear roller - Diag A2, Rear roller - Extend, Rear roller - Normalize, Rear roller - Push, Rear roller - Retract, Rear Roller Sun Blind, Rear Seats, Rear Side Marker Lamps, Rear Turn Signal Lamp, Rear Window Area HHS, Rear Window Area HWISCH RELAIS, Rear Window Area HWISCH ST, Rear Window Area(HHS_IO), Rear Window Area(HWISCH_RELAIS_IO), Rear Window Area(HWISCH_ST_IO), Rear Window Heater Relay, Rear Window Roller Sun Blind Motor, Rear Window Wiper, Reception Measurement, Recirculation Damper, Refrigerant Compressor Magnetic Clutch, Refrigerant Compressor, Release Pressure In Suspension Strut - Left Front, Release Pressure In Suspension Strut - Left Rear, Release Pressure In Suspension Strut - Right Front, Release Pressure In Suspension Strut - Right Rear, Reserve Relay, Restart The MOST Ring, Result Of Self-Test, Reverse Lamps, Reversing Lamp, RF Power Window, Right A - Pillar Air Distribution Actuator Motor, Right B - Pillar Air Distribution Actuator Motor, Right Backup Lamp, Right Blend Air Flap Actuator Motor, Right Blinker, Right Brake Light, Right Bypass Air Switchover Valve, Right Center Air Vent Flap Actuator Motor, Right Defroster Flap Actuator Motor, Right Exterior Mirror Turn Lamp, Right Fog Lamps, Right Footwell Flap Actuator Motor, Right Front Axle

Damping Valve Unit, Right Front Headlamp, Right Front NR Valve, Right Front Reversible Emergency Tensioning Retractor, Right Front Seat Heater, Right Front Tire Pressure Sensor, Right Inside Tail Lamps, Right Interior Lighting KB, Right Light HG BEL, Right Marker Lights, Right Outside Tail Lamps, Right Purge Switchover Valve, Right Quantity Control Valve, Right Rear Axle Damping Valve Unit, Right Rear NR Valve, Right Rear Power Window, Right Rear Tire Pressure Sensor, Right Reverse Lamps, Right Side Air Vent Flap Actuator Motor, Right Throttle Valve Actuator, Right Warning Lights, Roof Ventilator, Routine Result Pending, Sample Display, Seat Backrest Inclination Adjustment Motor, Seat Cushion Length Adjustment Motor, Seat Forward/Backward Adjustment Motor, Seat Head Restraint Adjustment Motor, Seat Height Adjustment Motor, Seat Height Adjustment Test, Seat Inclination Adjustment Motor, Seat Inclination Adjustment, Segments On Speedometer, Self Test, Set Function Mode: Control, Set Function Mode: Installation, Set Function Mode: Normal, Set Function Mode: Roll, Setting Mirror Glass, Shift Transmission to N, Signal Level, Signal Quality, Smooth running evaluation, Software version, Solenoid Test, Solenoid Valve Test for All Control Valves and Shift Valves, Speakers, Spray Nozzle Heating And Spray Nozzle Hose Heater, Starter Alternator Coolant Pump, Status LEDs, Steering Column In/Out Adjustment Motor, Steering Column Up/Down Adjustment Motor, Steering Wheel Heater Indicator Lamp, Steering wheel heater, Steering Wheel Vibration Motor, Switch And Controls Illumination, Switch and Controls Lighting Switches, Switch Lighting, Switch Off Incline Recognition For Dynamometer Mode, Switch On Display, Switch To Normal Mode, Symbol Lamp (Audio/Comand Control Panel), Symbol Lamp, System Self-Test, Tail Lamp/ Brake Lamp, Tail Lamps, Tailgate Control Button Light, Tank Cap Central Locking (CL/ZV) Actuator, Tank Cap Central Locking Actuator, Terminal 15R Relay, Terminal 87 Status, Terminal15 Supply Relay, Terminal15R Supply Relay 1, Terminal15R Supply Relay 1-2, Terminal15R Supply Relay 2, Test Picture Display COMAND Online, Test Picture Display, Throttle Valve Actuator, Throttle Valve Position Diagnostics, Thrust Recirculation Valve, Transmission Oil Cooling Coolant Circulation Pump, Transport Mode, Trunk Lamps, Trunk Lid Ambient Lamp, Trunk Lid Central Locking Actuator, Trunk Lid Control Drive Unit, Trunk Lid Lock Motor, Trunk Lid Or Liftgate, Trunk Lid/ Liftgate Control Electric Motor, Trunk Lid/ Liftgate Control Warning Buzzer, Turn Signal Lamp, TV Time Correction, Upper And Lower Audio/COMAND Display Ambient Lighting, Upper Left Blend Air Flap Actuator Motor, Upper Right Blend Air Flap Actuator Motor, Vehicle Interior Terminal 15 Relay, Wake-Up Wire, Warning Message, Windshield Washer System Pump, Wiper Blade Heater, Wiper Park Position Heater Relay, Y74/6 (Pressure Regulator Valve)



Bosch Automotive Service Solutions Inc.

28635 Mound Road

Warren, MI 48092

USA

tech@boschdiagnostics.com

855-267-2483